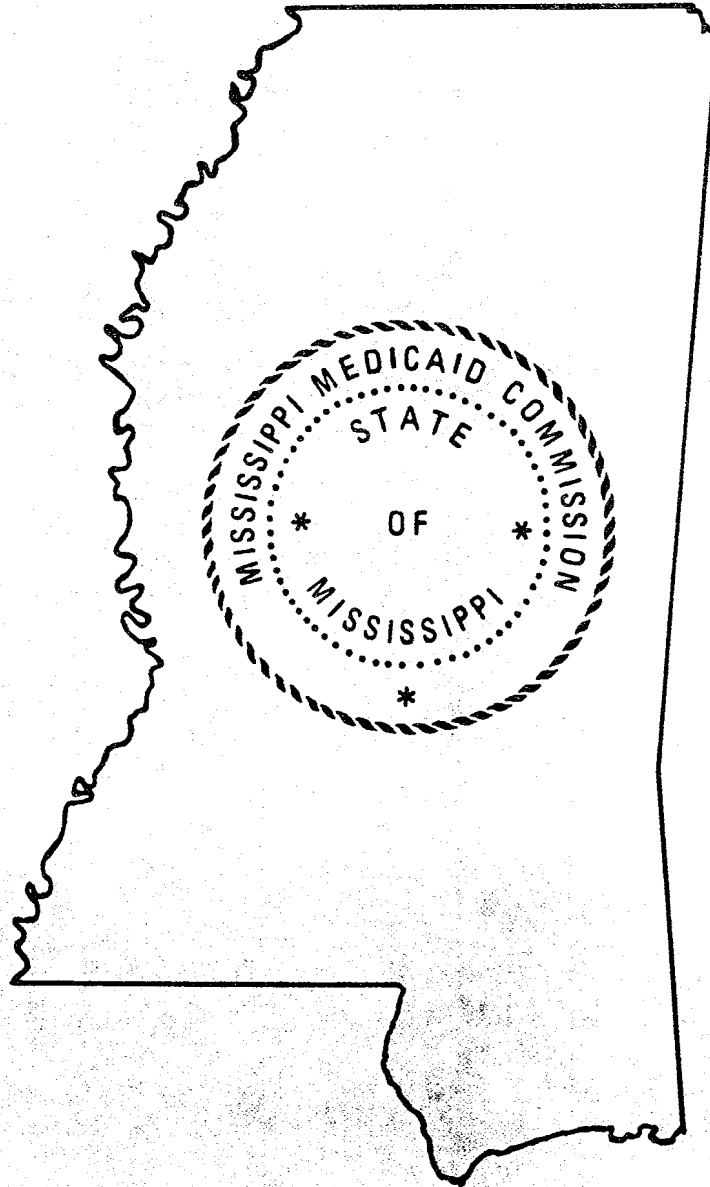


MISSISSIPPI MEDICAID COMMISSION



FOURTEENTH ANNUAL REPORT
JULY 1, 1982 - JUNE 30, 1983



Mississippi Medicaid Commission

B. F. SIMMONS
DIRECTOR

P. O. Box 16786
JACKSON, MISSISSIPPI 39236
(601) 981-4507

JIMMIE U. CRANE, CHAIRMAN
GEORGE S. SMITH
CHARLES H. SHAMBURGER, III
SEN. GLEN S. DEWEESE
SEN. WM. EDWARD ELLINGTON
REP. F. EDWIN PERRY
REP. W. E. "BILLY" ANDREWS, III

December 15, 1983

Honorable William Winter
Governor of Mississippi
and
Members of the Mississippi State Legislature

Ladies and Gentlemen:

We submit herewith the Fourteenth Annual Report of the Mississippi Medicaid Commission, covering the fiscal year ended June 30, 1983. It is being submitted in accordance with requirements of Section 43-13-127 of the Mississippi Code of 1972, as amended. In it we have attempted to provide a broad range of factual information about Mississippi's Medicaid Program in an effort to keep you and the general public fully informed.

We wish to acknowledge the vital roles played by the State Department of Public Welfare; the State Board of Health; the Mississippi Foundation for Medical Care; and the Medicaid fiscal agent, Electronic Data Systems (EDS), in the ongoing administration of the Medicaid Program. We also wish to acknowledge the health professionals in our State who provide the necessary health services and who offer technical assistance to the Medicaid Commission through its advisory committees.

On behalf of approximately 337,510 Mississippians who are helped through the Medicaid Program, we wish to thank the Governor and the Members of the Legislature for their continuing to make these services available.

Respectfully,

B. F. Simmons
Director

TABLE OF CONTENTS

Medicaid Coverage in Mississippi

Introduction	7
Medicaid Eligible Persons	8
Eligibles by County of Residence	10
Medicaid Recipients	12
Utilization Rate	13

Program Administration

Federal/State Financial Responsibility	14
Program Integrity	19
Claims Payment	19

Expenditures

Expenditures by Type of Service	21
Expenditures by Program Category of Eligibility	23
Payments Made to Providers by County	25
Payments for Recipients by County of Residence	26
Payments Made to State Health Agencies and Institutions	27

Services

Physicians	27
Prescribed Drugs	30
Nursing Home Services	31
Inpatient Hospital	32
Outpatient Hospital	33
Dental	33
Family Planning	33
Early and Periodic Screening, Diagnosis and Treatment	33

Appendix	34
----------------	----

INTRODUCTION

Medicaid is a program of medical assistance for the needy administered by the states using State appropriated funds and Federal matching funds within the provisions of Title XIX of the Social Security Act as amended. In Mississippi, the Medicaid program began on January 1, 1970. The program is administered in Mississippi by the Medicaid Commission by authority of Section 43-13-101 et. seq. of the Mississippi Code of 1972.

The medical care provided by the state programs varies widely from state to state. A few states limit coverage to those services required by the Social Security Act while several states cover all permissible services. During Fiscal Year 1983, Mississippi provided coverage for seven optional services in addition to the nine mandatory services. Services provided in Mississippi were:

Mandatory Services:

- Inpatient Hospital Service
- Outpatient Hospital Service
- Other Laboratory and X-Ray Services
- Skilled Nursing Home Services
- Physicians Services
- Early and Periodic Screening, Diagnosis and Treatment Services (for age 17 and under)
- Home Health Services
- Family Planning Services
- Rural Health Clinic Services

Optional Services:

- Prescribed Drugs
- Dental Services (Emergency extractions for adults)
- Intermediate Care Facility Services
- Eyeglasses (necessitated by eye surgery)
- Hospital Institutional Services for Tuberculosis (For age 65 and over)
- Christian Science Sanatoria Care and Services
- Emergency Ambulance Services

MEDICAID ELIGIBLES

In the text of this report, the term eligible refers to a person who has been certified as having met the necessary requirements to receive Medicaid benefits as follows:

- Supplemental Security Income (SSI) recipients, aged, blind or disabled as certified by the Social Security Administration
- Aid to Families with Dependent Children (AFDC)
- Children within the families (AFDC Children)
- Caretaker relatives for the children (AFDC Adults)

In addition to the above-described AFDC recipients, statutory extensions of AFDC category coverage includes the following groups:

- Pregnant women who would be AFDC if the child were born.
- Children in the custody of the State Department of Public Welfare who are in foster family homes or child caring institutions

Eligibility for these individuals is certified by the State Department of Public Welfare:

- Medical Assistance Only (MAO) aged, blind or disabled individuals who would be SSI eligible except for certain Social Security cost-of-living increases or who are in long-term institutional placement, i.e., nursing homes, and whose income is less than 300% of the SSI income level. Eligibility for this group is certified by the Mississippi Medicaid Commission Regional Offices.

Beginning Fiscal Year 1982, the Mississippi Medicaid Commission implemented State Legislation authorized during the 1981 Legislative Session of Mississippi which placed Medicaid eligibility for the aged, blind or disabled on SSI eligibility criteria. This optional method of Medicaid eligibility criteria was authorized by Public Law 92-603, which amended Title XVI of the Social Security Act in January, 1974.

Medicaid eligibility certification is represented by a Medicaid Identification Card, valid for one month only. The fiscal agent for the Mississippi Medicaid Commission mails a new card monthly to each eligible person or family. Information contained on the Medicaid Card includes individual's name, unique identification number and current period of eligibility. It must be shown to the provider each time a medical service is requested.

During Fiscal Year 1983, 337,510 persons in Mississippi were eligible for Medicaid benefits. The length of eligibility periods for these persons covered all possibilities from one month to the entire year. Table 1 gives the eligibility count with the corresponding percentages for the program categories. In Table 2, the monthly number of eligibles is shown by program category.

TABLE 1

TOTAL NUMBER OF PERSONS ELIGIBLE AND MONTHLY AVERAGE NUMBER OF PERSONS ELIGIBLE WITH PERCENTAGE DISTRIBUTION BY PROGRAM CATEGORY FOR FISCAL YEAR 1983

Program Category	Total Number of Eligible Persons	Percent of Total	Monthly Average Number of Eligible Persons	Percent of Total
Total	337,510	100.0	267,670	100.0
Aged	70,336	20.8	63,104	23.6
Blind	1,981	0.6	1,813	0.7
Disabled	59,951	17.8	53,140	19.9
AFDC Children	154,529	45.8	113,538	42.4
AFDC Adults	48,235	14.3	35,423	13.2
CWS Foster Care	2,478	0.7	652	0.2

TABLE 2

NUMBER OF PERSONS ELIGIBLE FOR MEDICAID SERVICES BY MONTH AND BY PROGRAM CATEGORY FOR FISCAL YEAR 1983

MONTH	TOTAL	AGED	BLIND	DISABLED	AFDC CHILDREN	AFDC ADULTS	FOSTER CARE CHILDREN
July	262,866	64,722	1,823	52,528	109,083	34,033	677
August	263,088	64,242	1,798	52,516	109,660	34,213	659
September	261,940	64,000	1,803	52,649	108,856	33,961	671
October	262,808	63,861	1,798	52,747	109,568	34,184	650
November	263,144	62,874	1,807	52,775	110,553	34,491	644
December	264,379	62,566	1,815	52,759	111,751	34,865	623
January	267,967	63,266	1,820	53,247	113,553	35,427	654
February	268,632	62,757	1,813	53,291	114,423	35,698	650
March	271,002	62,614	1,812	53,421	116,242	36,266	647
April	274,623	62,106	1,816	53,623	119,224	37,196	658
May	273,074	62,159	1,830	54,047	117,673	36,713	652
June	278,487	62,071	1,819	54,072	121,867	38,021	637
Monthly Average	267,668	63,103	1,813	53,140	113,538	35,422	652

ELIGIBLES BY COUNTY OF RESIDENCE

The population estimates for 1983 (as computed by the Bureau of the Census, U. S. Department of Commerce) and the number of persons eligible for Medicaid on June 30, 1983, are listed by counties in Table 3. The census figures are the latest available. Tunica had the highest percent of Medicaid eligibles with 34.4 percent, and Rankin County had the lowest percent, 5.0 percent.

TABLE 3
BUREAU OF CENSUS POPULATION
FOR MISSISSIPPI COUNTIES AND
NUMBER OF PERSONS ELIGIBLE FOR MEDICAID FOR FISCAL YEAR 1983.

County	County Population	Number of Medicaid Eligibles	Percent of Population
Adams	38,035	5,682	15.0
Alcorn	33,036	3,266	9.9
Amite	13,369	1,832	13.7
Attala	19,865	2,600	13.1
Benton	8,153	1,327	16.3
Bolivar	45,965	11,992	26.1
Calhoun	15,664	2,082	13.3
Carroll	9,776	1,322	13.6
Chickasaw	17,853	2,209	12.4
Choctaw	8,996	1,346	15.0
Claiborne	12,279	2,489	20.3
Clarke	16,945	2,214	13.1
Clay	21,082	3,212	15.3
Coahoma	36,918	9,700	26.3
Copiah	26,503	4,251	16.1
Covington	15,927	2,539	16.0
DeSoto	53,930	3,826	7.1
Forrest	66,018	6,435	9.8
Franklin	8,208	1,325	16.2
George	15,297	1,453	9.5
Greene	9,827	1,186	12.1
Grenada	21,043	3,062	14.6
Hancock	24,537	2,257	9.2
Harrison	157,665	12,145	7.7
Hinds	250,998	29,040	11.6
Holmes	22,970	7,808	34.0
Humphreys	13,931	3,480	25.0
Issaquena	2,513	467	18.6
Itawamba	20,518	1,615	7.9
Jackson	118,015	7,468	6.4
Jasper	17,265	2,546	14.8
Jefferson	9,181	2,192	23.9
Jefferson Davis	13,846	2,533	18.3
Jones	61,912	6,316	10.2
Kemper	10,148	1,587	15.7
Lafayette	31,030	2,593	8.4
Lamar	23,821	2,150	9.1
Lauderdale	77,285	9,361	12.2

TABLE 3 (Concluded)

County	County Population	Number of Medicaid Eligibles	Percent of Population
Lawrence	12,518	1,773	14.2
Leake	18,790	2,758	14.7
Lee	57,061	4,900	8.6
Leflore	41,525	8,643	20.9
Lincoln	30,174	3,682	12.2
Lowndes	57,304	6,944	12.2
Madison	41,613	7,023	16.9
Marion	25,708	3,740	14.6
Marshall	29,296	5,084	17.4
Monroe	36,404	4,244	11.7
Montgomery	13,366	2,823	21.2
Neshoba	23,789	2,975	12.5
Newton	19,944	2,367	11.9
Noxubee	13,212	3,640	27.6
Oktibbeha	36,018	4,551	12.7
Panola	28,164	5,163	18.4
Pearl River	33,795	3,573	10.6
Perry	9,864	1,475	15.0
Pike	36,173	5,856	16.2
Pontotoc	20,918	2,024	9.7
Prentiss	24,025	2,214	9.3
Quitman	12,636	3,239	25.7
Rankin	69,427	3,473	5.0
Scott	24,556	3,053	12.5
Sharkey	7,964	2,272	28.6
Simpson	23,441	2,680	11.5
Smith	15,077	1,559	10.4
Stone	9,716	991	10.2
Sunflower	34,844	7,637	22.0
Tallahatchie	17,157	4,343	25.4
Tate	20,119	3,205	16.0
Tippah	18,739	2,375	12.7
Tishomingo	18,434	1,463	8.0
Tunica	9,652	3,318	34.4
Union	21,741	2,092	9.7
Walthall	13,761	2,739	19.9
Warren	51,627	5,976	11.6
Washington	72,344	15,052	20.8
Wayne	19,135	3,199	16.8
Webster	10,300	1,422	13.8
Wilkinson	10,021	2,329	23.3
Winston	19,474	3,414	17.6
Yalobusha	13,139	1,719	13.1
Yazoo	27,349	5,600	20.5

MEDICAID RECIPIENTS

During the Fiscal Year 1983, 288,422 different persons benefited from one or more of the medical services covered by the Medicaid Program. This was a decrease of 29,375 persons or 9.3 percent from Fiscal Year 82. The distribution among the program categories remained relatively the same for the unduplicated totals. Table 4 illustrates the recipient distribution by program category while Table 5 shows the monthly recipient count by program category.

TABLE 4
RECIPIENT DISTRIBUTION BY PROGRAM CATEGORY

Program Category	FY 1983 Number of Recipients	Percent of Total	Monthly Average Number of Recipients	Percent of Total
Total	288,422	100.0	143,737	100.0
Aged	65,851	22.8	46,911	32.7
Blind	1,701	0.6	1,047	0.8
Disabled	54,102	18.8	35,993	25.0
AFDC Children	124,374	43.1	40,003	27.8
AFDC Adults	41,469	14.4	19,318	13.4
CWS Foster Care	925	0.3	465	0.3

TABLE 5
**NUMBER OF PERSONS RECEIVING ONE OR MORE MEDICAL SERVICES
 BY PROGRAM CATEGORY FOR FISCAL YEAR 1983**

Month	Total	Aged	Blind	Disabled	AFDC Children	AFDC Adults	CWS FOSTER Care
July	134,277	47,267	995	34,501	33,723	17,377	414
August	138,151	49,219	1,077	35,984	33,375	18,124	372
September	134,241	45,305	991	33,977	35,995	17,559	414
October	133,743	45,770	1,004	34,316	34,251	17,870	532
November	144,625	47,703	1,061	36,444	39,533	19,416	468
December	140,381	46,856	1,024	35,424	38,426	18,143	508
January	142,353	45,576	1,072	35,566	40,545	19,165	429
February	146,039	44,461	1,001	35,076	45,398	19,604	499
March	156,961	48,224	1,100	37,984	48,088	21,019	546
April	162,197	49,149	1,121	39,055	50,095	22,242	535
May	147,662	46,644	1,064	36,903	42,104	20,500	447
June	144,210	46,759	1,055	36,690	38,506	20,793	407
Monthly Average	143,737	46,911	1,047	35,993	40,003	19,318	465

UTILIZATION RATE

In Fiscal Year 1983, the average monthly utilization rate rose from the 53.3 percent rate of Fiscal Year 1982 to 53.7 percent. The lowest Utilization was in October.

Table 6 gives the monthly utilization rates and the average monthly rates. Using the monthly number of eligibles and the monthly number of recipients, Table 7 shows the wide range of utilization among the program categories in Fiscal Year 1983.

TABLE 6
NUMBER OF ELIGIBLE PERSONS, NUMBER OF RECIPIENTS
AND UTILIZATION RATE BY MONTH FOR FISCAL YEAR 1983

Month	Number of Eligible Persons	Number of Recipients	Utilization Rate
July	262,866	134,277	51.09%
August	263,088	138,151	52.52%
September	261,940	134,241	51.25%
October	262,808	133,743	50.89%
November	263,144	144,625	54.96%
December	264,379	140,381	53.10%
January	267,967	142,353	53.13%
February	268,632	146,039	54.37%
March	271,002	156,961	57.92%
April	274,623	162,197	59.07%
May	273,074	147,662	54.08%
June	278,487	144,210	51.78%
Monthly Average	267,668	143,737	53.70%

TABLE 7
MONTHLY NUMBER OF ELIGIBLE PERSONS, MONTHLY NUMBER OF RECIPIENTS
AND UTILIZATION RATE BY PROGRAM CATEGORY FOR FISCAL YEAR 1983

Program Category	Monthly Number of Eligible Persons	Monthly Number of Recipients	Utilization Rate
Total	267,670	143,737	53.70%
Aged	63,104	46,911	74.34%
Blind	1,813	1,047	57.75%
Disabled	53,140	35,993	67.73%
AFDC Children	113,538	40,003	35.23%
AFDC Adults	35,423	19,318	54.54%
CWS Foster Care	652	465	71.32%

**PROGRAM ADMINISTRATION
FEDERAL/STATE FINANCIAL RESPONSIBILITIES**

The Mississippi Medicaid Program is administered by the Medicaid Commission using funds appropriated by the State and Federal matching funds. Federal matching rates vary considerably depending upon their use in providing medical services for eligibles or in meeting administrative costs of the program. The variation in matching rates is illustrated in Chart 1.

During Fiscal Year 1983, the total administrative expense was \$9,001,136, with the Federal government paying \$5,682,831 or 63.1 percent. This total included all state agency cost, all cost of processing and paying claims by the Medicaid Fiscal Agent, Blue Cross and Blue Shield of Mississippi, Inc., and EDS Federal.

During Fiscal Year 1983, the FMAP (Federal Medical Assistance Percentage) for most medical services in Mississippi was 77.36 percent. A state's FMAP is a calculated percentage based on the state's per capita income. This percentage is redetermined every two years.

Exceptions to the 77.36 percent FMAP for medical services were: Family Planning Services at 90 percent Federal Money; Buy-In, Part B, for non-money payment individuals at 100 percent state money.

In accordance with the Social Security Act and Mississippi Medicaid Law, payment for services under Medicaid is always secondary to other third party liability. At the time of a recipient's admission to a hospital and at each of his visits to a doctor's office or other service provider, a determination is made as to whether the recipient has third party coverage. Since Medicaid liability is always secondary, any third party payments up to the amount expended by Medicaid are required to be refunded to the Medicaid program. A total of \$1,049,800 was collected in third party payments.

The total Medicaid expenditures represent the cost of program administration and the cost for health care services. This \$313,115,096 total is comprised of \$232,992,310 Federal money and \$80,122,786 State money.

**TRAVEL AND OTHER EXPENSES IN CONNECTION WITH CONFERENCES,
MEETINGS AND WORKSHOPS
JULY 1, 1982 - JUNE 30, 1983**

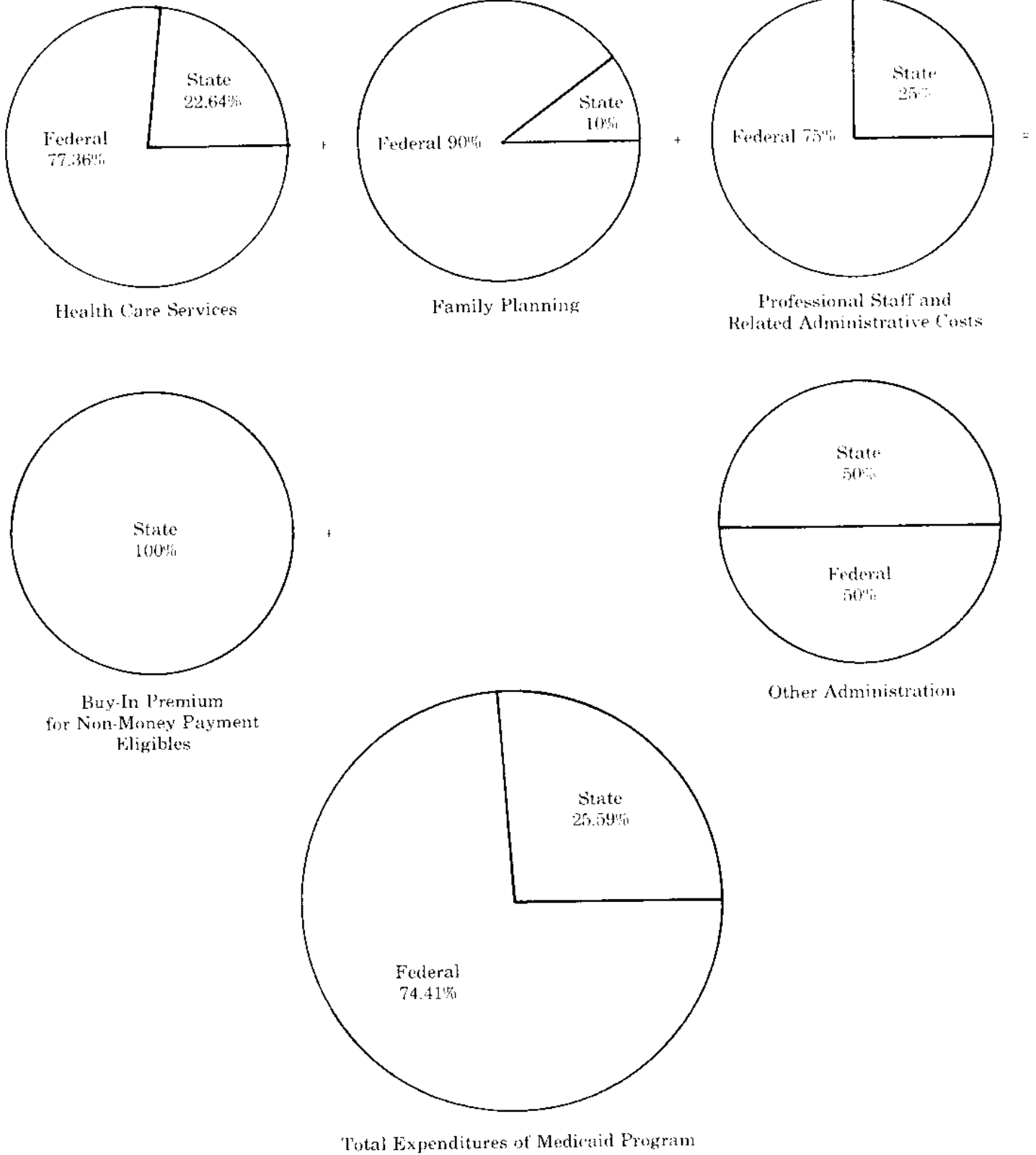
Meeting Number	Person	Place	Total
1.	Bill Allen Kay Anders Thomas Gatewood Robin Whatley	HCFA/MMIS/SURS Conference Arlington, VA (7/11 - 7/16/82)	\$3,093.28
2.	Rhea Power Will Lowery	QC Directors Conference Detroit, MI (7/18 - 7/21/82)	\$1,347.68
3.	Melba Smith Will Lowery	National Workshop on Welfare Reearch & Statistics San Antonio, TX (7/23 - 7/28/82)	\$1,207.10
4.	Helen Bethany H. L. Ranier	MCES "Alternative Living Arrangements Ellisville, MS (8/23 - 8/24/82)	\$ 172.40
5.	Rhea Power	SMDA Executive Committee Healthcare of NCSPWA Washington, D.C. (9/7 - 9/9/82)	\$ 634.85
6.	B. F. Simmons	Executive Committee of State Medicaid Directors Washington, D.C. (9/7 - 9/9/82)	\$ 675.56

7.	Martha Cox	Continuing Health Professional Education Jackson, MS (9/7/82)	\$ 50.00
8.	Jo Leslie	Medicaid Fraud Control Training Orlando, FL (9/13 - 9/17/82)	\$ 650.68
9.	Thomas Gatewood Gloria Grubbs David Ritchie	National Welfare Fraud Association Conference Reno, NV (9/18 - 9/23/83)	\$2,098.19
10.	Laura Butts B. F. Simmons	Southern Association of Medicaid Administrators Oklahoma City, OK (9/20 - 9/22/82)	\$1,468.08
11.	Anita Swanson	Physiology & Pathophysiology Association Jackson, MS (9/23 - 9/24/82)	\$ 50.00
12.	Jimmy Johnson Will Lowery	American Public Welfare Association Charleston, SC (9/21 - 9/24/82)	\$1,184.16
13.	Bill Phillips T. Y. Gardner, Jr.	HCFA Valid Statistical Sampling Techniques for Provider Investigation Chicago, IL (9/22 - 9/24/82)	\$1,058.01
14.	Jim Steele Everette Nolen	Association of Medicaid Pharmacy Administrators Atlanta, GA (9/26 - 9/29/82)	\$1,044.64
15.	Pauline Batton Helen Bethany B. F. Simmons Ann Slaughter Virginia Walker	Mississippi Nurses Association Annual Conference Biloxi, MS (9/29 - 10/1/82)	\$1,225.92
16.	Bill Allen Kay Anders Laura Butts Katie Chatmon Frank Edwards Jack Estes Virginia Jackson Arnell Jones Peggy Seale Charlotte Simmons Brenda Smith Melba Smith James Steele Betty Williams Will Lowery B. F. Simmons	Region IV State Medicaid Directors Conference Biloxi, MS (10/13 - 10/15/82)	\$2,321.38
17.	Rhea Power Debbie Messner Will Lowrey	QC Integrated Schedule Atlanta, GA (10/20 - 10/22/82)	\$1,140.11
18.	John Gill	Hospital Financial Managers Association "TEFRA 1982" Jackson, MS (10/21/82)	\$ 42.80
19.	Laura Butts	Assoc. of State Personnel Administrators Biloxi, MS (10/27 - 10/28/82)	\$ 99.20

20.	Everette Nolen	Mississippi State Pharmaceutical Association Jackson, MS (11/10/82)	\$ 42.80
21.	B. F. Simmons	Meeting with Federal Officials Washington, D.C. (11/15 - 11/16/82)	\$ 405.25
22.	B. F. Simmons	State Medicaid Directors Mid - Year Conference San Francisco, CA (11/30 - 12/5/82)	\$ 797.90
23.	B. F. Simmons	State Association of Government Relations Officers New Orleans, LA (12/8 - 12/10/82)	\$ 572.99
24.	Charlotte Peavie Ann Slaughter	Mississippi Perinatal Conference Jackson, MS (12/9 - 12/10/82)	\$ 156.00
25.	Pauline Batton Charlotte Peavie Virginia Walker	"Power in Politics" Nursing Home Association Jackson, MS (1/20/83)	\$ 64.00
26.	Pauline Batton Helen Bethany	MCES Workshop "Working With Disabled Older Persons" Starkville, MS (1/25 - 1/27/82)	\$ 419.90
27.	Charlotte Peavie	Pediatric Physical Assessment Hattiesburg, MS (3/9/83)	\$ 54.00
28.	Peggy Seale Betty Williams Rhea Power	Medicaid Eligibility Workshop Atlanta, GA (3/14 - 3/17/83)	\$1,134.86
29.	Helen Bethany Mavis Bowman	MCES "Institute on Aging Depression" Jackson, MS (3/24/83)	\$ 52.80
30.	Ernest Bowen Jimmy Johnson	Mississippi Conference on Social Welfare Jackson, MS (4/11 - 4/12/83)	\$ 44.00
31.	Rhea Power Janet Redding Michelle Harrison Will Lowery	QC Integrated Schedule Atlanta, GA (4/24 - 4/27/82)	\$ 531.27
32.	B. F. Simmons	State Medical Association Biloxi, MS (5/11 - 5/12/83)	\$ 110.70
33.	B. F. Simmons	State Medicaid Directors Conference Nashville, TN (5/15 - 5/18/83)	\$ 329.28
34.	Everette Nolen Jim Steele	Mississippi Pharmacy Seminar Jackson, MS (5/19/83)	\$ 89.00
35.	Kay Anders Jack Estes John Gill	Hospital Financial Management Association Biloxi, MS (5/24 - 5/27/83)	\$ 624.50

36.	B. F. Simmons	Mississippi Health Care Association & Mississippi Independent Nursing Home Annual Convention Biloxi, MS (6/8 - 6/15/83)	\$ 826.20
37.	Everette Nolen Jim Steele	Mississippi State Pharmaceutical Convention Biloxi, MS (6/22 - 6/24/83)	\$ 360.08
38.	B. F. Simmons	Mississippi Hospital Association Convention Biloxi, MS (6/22 - 6/24/83)	\$ 242.40
39.	Will Lowery Rhea Power	QC Data Training Atlanta, GA (6/28 - 6/29/83)	\$ 689.54
40.	Laura Butts B. F. Simmons Melba Smith	Region IV Medicaid Directors Conference Atlanta, GA (6/30 - 7/1/83)	\$ 964.91

CHART 1



SOURCE OF FUNDS BY TYPE OF EXPENSE AND PERCENTAGE DISTRIBUTION OF STATE AND FEDERAL FUNDS

PROGRAM INTEGRITY

The Mississippi Medicaid Commission is responsible for conducting on-site investigations of providers and for monitoring both provider and recipient utilization in the Medicaid Program. The Medicaid Commission is required, under both State and Federal laws, to conduct periodic checks of provider records in order to verify actual receipt of services for which payment has been made and to investigate any cases suggestive of program abuse or misuse. Verification of receipt of services is also accomplished through recipient contact.

The existence of the Program Integrity Division continues to serve as an invaluable deterrent to potential fraud and abuse of benefits in the Medicaid Program. Activities in this area continue to expand and keep pace with the growth of the program.

With the assistance of a computerized surveillance and utilization reporting system, the Commission is able to maintain practice and service profiles on all providers of service and on recipients who participate in or receive services through the Medicaid Program. These profiles provide indicators of possible fraudulent activities or abuse of Program benefits and are an important source of information upon which the Program Integrity Division bases its investigations. Examples of the types of profile information used are: frequency of physicians visits for a given recipient, ratio of laboratory procedures to medical visits for a physician, the average length of stay of recipients for a hospital, and extractions per recipient for a dentist. Exceptional reporting techniques are used to identify the unusual or exceptional profiles.

Reports of any investigations which reveal a significant irregularity are made to the Commission. These investigations may result in monetary recovery, termination as a provider of Medicaid services, or referral to the U.S. and District Attorneys.

CLAIMS PAYMENT

For Fiscal Year 1983, 5,659,206 claims were paid by the Medicaid Claims office. Table 8 lists the number of claims paid by month for each type of service covered under the Medicaid Program for Fiscal Year 1983.

Based on recent Federal and State audits of the Medicaid Program, "clean" claims (those properly filed) are being paid within 10-14 days from date of receipt at the Medicaid Claims office. There are, of course, exceptions to this where eligibility questions exist or where additional information may be needed, but these represent a very small percentage of the total.

The Commission's contract with Electronic Data System Corporation (EDS) provides for reimbursement of administrative expenses based on a fixed cost-per-claim processed.

TABLE 8
PAID CLAIMS FY 83

Type of Service	Jul.	Aug.	Sep.	Oct.	Nov.	Dec.	Jan.	Feb.	Mar.	Apr.	May	Jun.	TOTAL
Inpatient.....	9,554	7,786	10,825	9,675	7,789	9,128	3,338	12,461	7,613	11,869	8,520	7,075	105,633
Outpatient.....	27,100	18,926	28,223	26,460	21,219	25,631	11,973	36,920	24,103	32,316	24,792	22,385	300,048
Lab X-Ray.....	5,145	4,400	5,382	5,799	4,788	5,242	4,975	5,899	4,980	8,123	6,396	7,331	68,460
Skilled Nursing.....	5,037	5,000	5,003	4,906	5,014	5,072	4,655	4,991	4,899	4,923	4,952	5,020	59,472
EPSDT.....	7,828	6,712	10,915	7,028	6,530	11,586	7,731	10,908	11,025	10,425	9,404	7,713	107,805
Physician.....	109,184	109,948	114,571	98,309	115,334	102,809	98,332	119,785	135,019	151,496	116,813	107,156	1,378,756
Home Health.....	829	633	625	774	736	833	538	1,230	865	954	913	712	9,642
Emergency Ambulance.....	1,112	996	993	893	1,051	944	849	1,108	1,155	1,189	1,050	1,018	12,358
Drugs.....	230,471	300,749	199,681	235,922	320,351	279,631	313,133	220,896	340,490	353,281	282,940	289,698	3,367,243
Dental.....	3,503	3,403	3,149	2,983	3,273	2,847	3,405	4,040	4,194	4,357	3,498	3,275	41,927
Eyeglasses.....	165	201	146	153	151	159	73	141	201	182	169	162	1,903
Inter. Nursing.....	6,728	6,636	6,749	6,695	6,788	6,553	6,274	6,636	6,787	6,939	7,071	7,071	80,927
Inter. Nursing (MR).....	1,307	1,353	1,298	1,250	1,472	1,476	1,385	1,447	1,416	1,520	1,664	1,565	17,153
Family Planning.....	1,932	1,673	1,907	1,850	2,059	1,712	1,503	2,864	1,331	2,265	2,875	1,409	23,380
Clinic Services.....	908	1,042	806	562	968	559	763	1,210	995	1,550	1,402	1,246	12,011
EPSDT Dental.....	4,404	3,611	4,001	3,469	4,130	3,701	5,133	6,692	6,727	6,310	5,315	4,794	58,287
EPSDT Eye.....	824	884	1,303	890	1,162	929	903	1,855	1,209	1,634	1,318	936	13,847
EPSDT Hearing.....	14	31	8	14	21	16	13	51	39	67	33	47	354
Total.....	416,045	473,984	395,585	407,632	502,836	458,828	464,976	439,134	553,048	599,400	479,125	468,613	5,659,206

EXPENDITURES

EXPENDITURES BY TYPE OF SERVICE

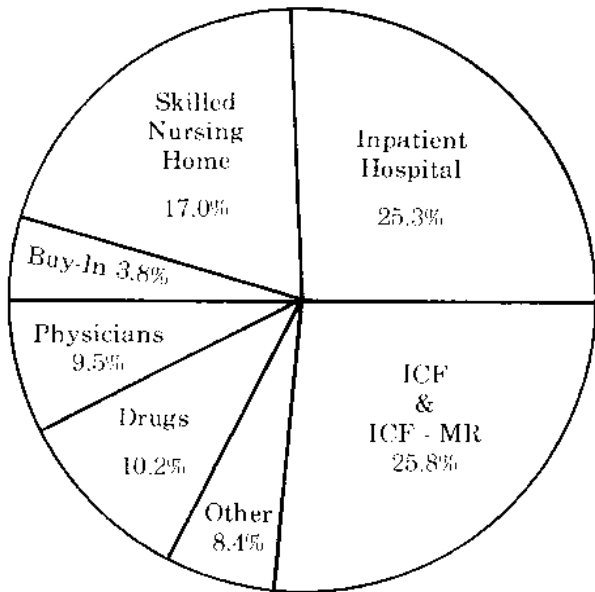
Total medical expenditures for Fiscal Year 1983 amounted to \$304,113,960. This was an increase of 3.5 percent over Fiscal 82.

The medical services which accounted for the largest expenditures were Inpatient Hospital with \$75,134,630 and Nursing Home Care with \$127,313,213.

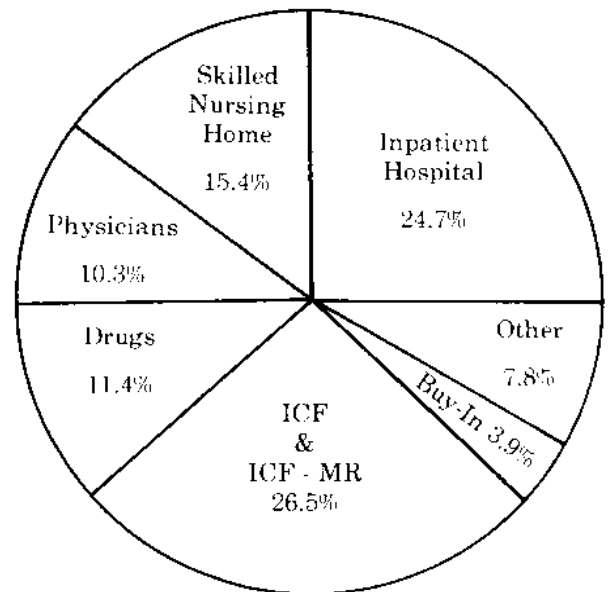
Chart 2 compares the percentage distribution of expenditures for the major medical services during Fiscal 82 and FY 83.

Table 9 shows the actual amount spent in medical service with the percent increase or (decrease), and Table 10 gives the average spent per recipient in each service.

CHART 2



Fiscal Year 1982



Fiscal Year 1983

PERCENTAGE DISTRIBUTION OF EXPENDITURES BY TYPE OF SERVICE
FOR FISCAL YEAR 1982 AND FISCAL YEAR 1983

TABLE 9
EXPENDITURES FOR MEDICAL SERVICES BY TYPE OF SERVICE
FOR FISCAL YEAR 1982 AND FISCAL YEAR 1983

Type of Service	Fiscal Year 1982 Expenditures	Fiscal Year 1983 Expenditures	percent of Increase or (decrease)
Total	\$271,572,891	\$304,113,960	12.0
Inpatient Hospital	67,700,765	75,134,630	11.0
Outpatient Hospital	8,700,892	9,789,949	12.5
Laboratory + X-Ray	499,104	572,566	14.7
Skilled Nursing Facility	46,345,815	46,701,878	0.8
Physicians	25,257,011	31,342,316	24.1
EPSDT	7,005,888	7,707,376	10.0
Home Health	650,650	1,329,065	104.3
Emergency Ambulance	438,212	459,573	4.9
Prescribed Drugs	28,542,273	34,623,626	21.3
Dental Care	1,305,055	1,441,269	10.4
Eyeglasses	62,893	111,658	77.5
Intermediate Care Facility	51,916,130	60,158,436	15.9
Intermediate Care Mentally	17,676,537	20,482,899	15.9
Family Planning	4,050,286	2,253,170	(44.4)
Buy-In, Part B Medicare	11,193,135	11,766,286	5.1
Clinic Services	228,245	239,263	4.9

TABLE 10
EXPENDITURES FOR MEDICAL SERVICES BY TYPE OF SERVICE
NUMBER OF RECIPIENTS FOR EACH SERVICE AND
AVERAGE SPENT PER RECIPIENT FOR FISCAL YEAR 1983

Type of Service	Total Expenditures	Number of Recipients	Average Spent per Recipient
Total	\$304,113,960	288,422	\$1,054.41
Inpatient Hospital	75,134,630	66,673	1,111.91
Outpatient Hospital	9,789,949	111,823	87.55
Laboratory + X-Ray	572,566	30,322	18.88
Skilled Nursing Facility	46,701,878	7,133	6,547.30
Physicians	31,342,316	240,101	130.54
EPSDT	7,707,376	180,293 ¹	42.75
Home Health	1,329,065	2,370	560.79
Emergency Ambulance	459,573	12,358 ²	37.19
Prescribed Drugs	34,623,626	230,248	150.38
Dental Care	1,441,269	68,309	21.10
Eyeglasses	111,658	7,104	15.72
Intermediate Care Facility	57,876,224	8,998	6,432.12
Intermediate Care Mentally	22,765,111	1,586	14,353.79
Family Planning	2,253,170	26,969	83.55
Buy-In, Part B Medicare	11,766,286	82,950 ³	141.85
Clinic Services	239,263	4,017	59.56

¹ Only persons under 18 years of age are eligible. Paid claims, not number of recipients.

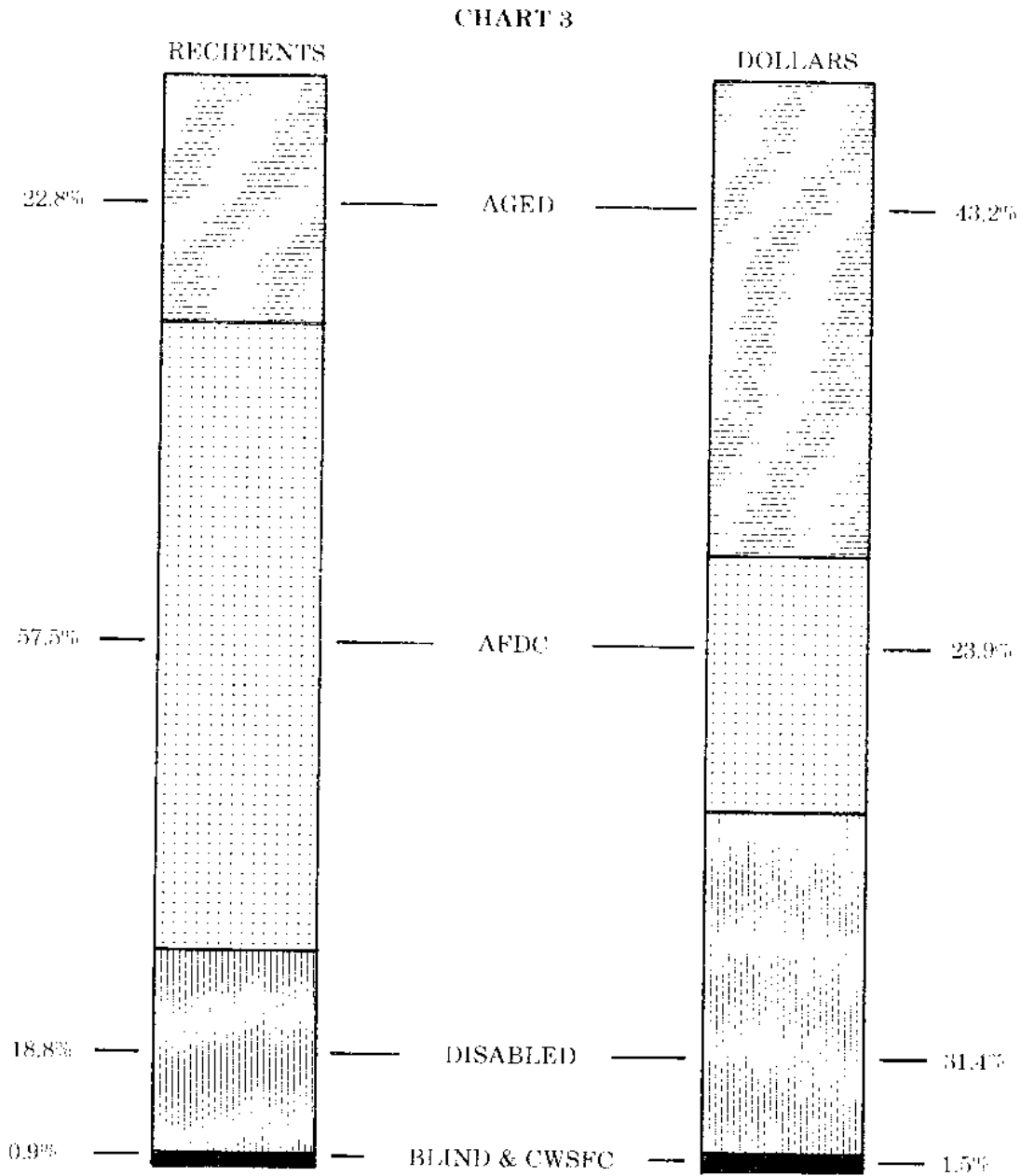
² Number of Ambulance Services paid claims, not number of recipients.

³ Average Number of monthly Buy-In recipients.

EXPENDITURES BY PROGRAM CATEGORY OF ELIGIBILITY

About 43% of the total expenditures for medical services in Fiscal Year 1983 was spent for the Aged Category. While only 23 percent were in the Aged Category, over \$151 million was paid for nursing care and drugs, approximately \$11.7 million for Buy In, Part B premiums, and \$31.3 million for physician's services for the Medicaid elderly persons hospital care.

A comparison of the expenditures of each program category is presented graphically in Chart 3. In Table 11, these amounts are shown with the average cost per recipient. Table 12 lists the medical services expenditures which exceeded one million dollars in the year. EPSDT benefits are only provided for individuals through age 17; and Buy-In, Part B premiums are paid only for those eligible persons age 65 or over or who otherwise qualify for Medicare.



MISSISSIPPI MEDICAID COMMISSION
 RECIPIENTS AND DOLLARS SPENT BY PROGRAM CATEGORY
 FISCAL YEAR 1983

TABLE 11

TOTAL EXPENDITURES FOR MEDICAL SERVICES, TOTAL NUMBER
OF RECIPIENTS, AVERAGE SPENT PER RECIPIENT, AND PERCENTAGE
BY PROGRAM CATEGORY FOR FISCAL YEAR 1983

Program Category	Expenditures	Percent of Total	Total No. Recipients	Percent of Total	Average Per Recipient
Total	\$304,113,960	100.0	288,422	100.0	\$1,054.41
Aged	131,377,231	43.2	65,851	22.8	1,950.07
Blind	2,128,798	0.7	1,701	0.6	1,251.50
Disabled	95,491,783	31.4	54,102	18.8	1,765.03
AFDC Children	43,761,999	14.4	124,374	43.1	351.86
AFDC Adults	31,019,624	10.2	41,469	14.4	748.02
CWS Foster Care	334,525	0.1	925	0.3	361.65

TABLE 12

EXPENDITURES FOR MAJOR MEDICAL SERVICES
BY PROGRAM CATEGORY FOR FISCAL YEAR 1983

Type of Service	Total	Aged	Blind	Disabled	AFDC Children	AFDC Adults	CWS Foster Care
Inpatient Hosp.	\$75,134,630	\$12,292,025	\$ 668,698	\$27,251,330	\$17,942,150	\$16,191,513	\$ 788,914
Outpatient Hosp.	9,789,949	2,014,772	86,152	3,518,508	2,513,080	1,634,920	22,517
Skilled Nursing	46,701,878	37,688,416	317,573	8,681,879	14,010	N/A	N/A
Physicians	31,342,316	7,196,196	247,604	8,556,452	8,440,486	6,854,565	47,013
EPSDT	7,707,376	N/A	4,624	213,494	7,451,492	5,395	32,371
Prescribed Drugs	34,623,626	15,670,653	322,000	13,184,677	2,420,191	3,015,718	10,387
Dental Care	1,441,269	57,218	3,891	146,002	1,101,850	125,102	7,206
Intermediate Care	80,641,335	50,844,362	435,463	27,603,529	40,321	N/A	1,717,660
Buy-In Part B Medicare	11,766,286	8,635,277	N/A	3,131,009	N/A	N/A	N/A

PAYMENTS MADE TO PROVIDERS BY COUNTY

The total paid to providers of medical services in each county is shown in Table 13. The payments shown by the providers during Fiscal Year 1983 were not necessarily residents of that county, but the providers were.

TABLE 13
TOTAL PAYMENTS TO PROVIDERS BY COUNTY FOR FISCAL YEAR 1983

County	Total Payments	County	Total Payments
Adams	\$4,897,277.25	Leflore	8,635,526.62
Alcorn	3,690,764.62	Lincoln	5,478,476.55
Amite	161,733.20	Lewis	3,591,624.90
Attala	1,721,308.10	Madison	3,833,795.25
Benton	38,126.10	Marion	2,682,316.60
Bolivar	10,433,467.89	Marshall	2,592,248.95
Calhoun	1,738,764.38	Monroe	3,987,488.42
Carroll	142,504.13	Montgomery	2,401,112.02
Chickasaw	1,925,576.65	Neshoba	1,937,861.18
Choctaw	730,736.41	Newton	2,437,886.45
Claiborne	765,370.14	Noxubee	1,850,807.91
Clarke	1,844,643.03	Oktibbeha	4,582,001.73
Clay	2,074,895.39	Panola	3,485,691.89
Coahoma	6,737,119.02	Pearl River	2,826,393.85
Copiah	1,735,545.16	Perry	571,389.11
Covington	1,688,505.50	Pike	4,897,292.61
DeSoto	1,523,231.89	Pontotoc	1,783,519.22
Forrest	10,424,426.12	Prentiss	1,500,065.48
Franklin	947,909.68	Quitman	1,889,095.76
George	1,156,967.09	Rankin	7,095,287.77
Greene	895,366.46	Scott	1,831,045.63
Grenada	4,359,115.95	Sharkey	1,297,533.52
Hancock	1,246,674.24	Simpson	5,565,690.89
Harrison	11,382,263.76	Smith	1,693,946.79
Hinds	27,612,595.83	Stone	1,124,785.83
Holmes	2,844,715.26	Sunflower	4,252,077.99
Humphreys	1,783,981.85	Tallahatchie	1,431,184.35
Issaquena	-0-	Tate	2,459,840.45
Itawamba	1,740,803.77	Tippah	3,155,066.67
Jackson	4,337,791.52	Tishomingo	1,914,853.11
Jasper	1,261,680.83	Tunica	1,185,863.38
Jefferson	1,087,441.48	Union	2,522,014.09
Jefferson Davis	1,319,993.82	Walthall	2,422,558.05
Jones	12,484,601.26	Warren	4,587,714.22
Kemper	928,156.14	Washington	6,904,410.57
Lafayette	6,392,885.68	Wayne	2,294,075.89
Lamar	1,542,632.34	Webster	1,539,417.17
Lauderdale	8,986,457.98	Wilkinson	1,867,397.73
Lawrence	1,513,153.71	Winston	2,137,807.48
Leake	2,126,818.31	Yalobusha	741,581.43
Lee	7,995,654.09	Yazoo	2,678,937.20

TABLE 14

AMOUNT OF EXPENDITURES FOR RECIPIENTS BY COUNTY OF RESIDENCE FOR FISCAL YEAR 1983

County	Total Expenditures	County	Total Expenditures
Adams	\$ 4,823,667.04	Leflore	\$7,742,289.35
Alcorn	4,128,132.59	Lincoln	5,578,034.83
Amite	939,778.70	Lowndes	4,454,683.59
Attala	2,276,758.65	Madison	5,381,564.66
Benton	727,746.80	Marion	3,961,895.29
Bolivar	8,863,283.86	Marshall	3,435,219.69
Calhoun	2,197,630.78	Monroe	4,298,238.53
Carroll	851,701.77	Montgomery	2,574,609.22
Chickasaw	2,256,180.23	Neshoba	3,159,378.07
Choctaw	1,029,963.61	Newton	2,445,570.19
Claiborne	1,185,287.78	Noxubee	1,925,997.67
Clarke	2,274,120.93	Oktibbeha	4,577,795.49
Clay	2,287,042.41	Panola	3,861,218.95
Coahoma	7,018,653.77	Pearl River	3,283,130.12
Copiah	2,675,457.28	Perry	979,382.36
Covington	2,244,626.70	Pike	4,876,616.43
DeSoto	2,497,313.78	Pontotoc	2,296,093.60
Forrest	7,864,912.81	Prentiss	2,585,775.74
Franklin	1,330,171.80	Quitman	2,263,510.40
George	1,343,372.02	Rankin	7,948,277.10
Greene	1,398,862.06	Scott	2,428,840.56
Grenada	4,106,418.49	Sharkey	1,651,298.67
Hancock	1,595,343.58	Simpson	5,777,485.66
Harrison	11,428,693.77	Smith	2,289,086.67
Hinds	21,655,512.40	Stone	1,314,613.01
Holmes	4,486,758.82	Sunflower	5,270,868.42
Humphreys	2,243,379.09	Tallahatchie	2,689,610.13
Issaquena	198,588.64	Tate	2,766,914.71
Itawamba	2,265,473.21	Tippah	3,362,178.63
Jackson	4,826,385.61	Tishomingo	2,091,036.73
Jasper	2,005,461.47	Tunica	1,668,148.91
Jefferson	1,542,070.40	Union	2,243,202.96
Jefferson Davis	2,099,024.14	Walthall	2,453,163.57
Jones	12,417,554.41	Warren	4,357,804.56
Kemper	1,161,657.40	Washington	8,967,109.95
Lafayette	5,766,682.62	Wayne	2,656,917.70
Lamar	2,141,506.07	Webster	1,707,126.37
Lauderdale	8,801,869.03	Wilkinson	1,898,654.07
Lawrence	1,786,288.33	Winston	2,731,605.56
Leake	2,693,577.07	Yalobusha	1,301,020.69
Lee	5,346,956.24	Yazoo	4,195,209.37

TABLE 15

**AMOUNT PAID TO STATE HEALTH AGENCIES AND
INSTITUTIONS BY SOURCE OF FUNDS FOR FISCAL YEAR 1983**

Total Amount Name of Agency or Institution	Total Amount of Payment	From Federal Funds	From State Funds
Total	\$34,712,323	\$26,853,453	\$7,858,870
East Miss. State Nursing Home (NHs) (Meridian) ..	\$ 2,183,358	\$ 1,689,046	\$ 494,312
Ellisville State School (NHs) (Ellisville).....	6,228,174	4,818,115	1,410,059
Kuhn Memorial Hospital (Vicksburg).....	643,979	498,182	145,797
Matty Hersee Hospital (Meridian)	817,378	632,324	185,054
South Miss. State Hospital (Laurel).....	427,343	330,593	96,750
Miss. Crippled Children's Ctr. (NHs) (Jackson)	99,040	76,617	22,423
North Miss. Retardation Ctr. (NHs) (Oxford).....	4,003,793	3,097,334	906,459
State Board of Health (Jackson).....	2,935,535	2,284,855	668,680
University Medical Ctr. (Jackson)	11,095,446	8,583,437	2,512,009
South Miss. Retardation Ctr. (NHs) (Long Beach)...	1,579,623	1,221,996	357,627
Hudspeth Retardation Ctr. (NHs) (Whitfield).....	2,851,536	2,205,948	645,588
Miss. State Hospital (NHs) (Whitfield)	1,584,355	1,225,657	358,698
Miss. State Hospital (Whitfield)	244,763	189,349	55,414

**SERVICES
PHYSICIANS' SERVICES**

During Fiscal Year 1983, a total of 2,577 physicians participated in the Medicaid Program. Medical services rendered or ordered by all participating physicians for Medicaid recipients included:

158,150	Laboratory procedures
96,898	Injections
112,829	Radiology procedures
24,317	Surgical procedures

TABLE 16

**TOTAL NUMBER OF RECIPIENTS, NUMBER USING PHYSICIAN SERVICES
BY PROGRAM CATEGORY FOR FISCAL 1983**

Program Category	Total Number of Recipients	Recipients Using Service	Percent of Total
Total	288,422	240,101	83.3
Aged	65,851	56,940	86.5
Blind	1,701	1,451	85.3
Disabled	54,102	47,048	87.0
AFDC Children	124,374	97,349	78.3
AFDC Adults	41,469	36,628	88.4
CWS Foster Care	925	685	74.1

During Fiscal Year 83, \$31,342,316 was expended for Physicians' Services. Distribution by program categories shows the aged with 22.9% of the total expenditures. The children in the Aid to Families with Dependent children who received physicians' care accounted for 27.1 percent of the total money paid.

Table 17 shows distribution of the total expenditures.

TABLE 17
AMOUNT OF EXPENDITURES WITH PERCENTAGE DISTRIBUTION
FOR PHYSICIANS' SERVICES BY PROGRAM CATEGORY
FOR FISCAL YEAR 1983

Program Category	Expenditures	Percent
Total	\$31,342,316	100.00
Aged	7,199,330	22.97
Blind	247,604	0.79
Disabled	8,559,586	27.31
AFDC Children	8,496,902	27.11
AFDC Adults	6,791,880	21.67
CWS Foster Care	47,014	0.15

TABLE 18
AMOUNT OF EXPENDITURES WITH PERCENTAGE DISTRIBUTION
FOR PHYSICIANS' SERVICES BY AGE GROUPS
FOR FISCAL YEAR 1983

Age in Years	Expenditures	Percent
Total	\$31,342,316	100.00
Under 6	3,648,246	11.64
6-20	5,864,147	18.71
21-64	12,787,665	40.80
Over 64	9,042,258	28.85

There were 849,690 physicians' visits during Fiscal Year 83. The average number of visits per recipient by program category ranged from a low of 3.8 to a high of 6.1. In Table 19, the average number and the total number of visits for each program category are given. In Table 20, physician visits are shown by the place of the visit.

TABLE 19
NUMBER OF PHYSICIANS' VISITS, AVERAGE NUMBER OF VISITS PER RECIPIENT
BY PROGRAM CATEGORY FOR FISCAL YEAR 1983

Program Category ¹	Number of Physicians' Visits	Number of Recipients	Average Visit Per Recipient
Blind	6,997	1,451	4.9
Disabled	242,591	47,048	5.2
AFDC Children	371,192	97,349	3.9
AFDC Adults	223,532	36,628	6.1
CWS Foster Care	2,562	685	3.8

¹Aged Category omitted since only coinsurance and deductibles are paid on the majority of visits made by persons in the Aged Category.

TABLE 20
NUMBER OF PHYSICIANS VISITS BY PLACE OF VISIT
FOR FISCAL YEAR 1983

Place of Visit	Number of Visits	Percent
Total	849,690	100.00
Physician's office	606,047	71.33
Hospital	153,629	18.08
Hospital Outpatient	80,168	9.44
Skilled Nursing Home	4,490	0.53
Recipients Home	568	0.07
Intermediate Care Home	4,737	0.56
Elsewhere	51	*

*Less than 0.05%

PRESCRIBED DRUGS

Drug recipients numbered 230,248. The average number of prescriptions per recipient was 14.3.

Table 21 shows the number of prescriptions and the average number of prescriptions per Medicaid drug recipient by program category in Fiscal Year 1983.

TABLE 21
NUMBER OF PRESCRIPTIONS, NUMBER OF RECIPIENTS, AND
AVERAGE NUMBER PRESCRIPTIONS PER RECIPIENT
BY PROGRAM CATEGORY FOR FISCAL YEAR 1983

Program Category	Number of Prescriptions	Percent of Total	Number of Recipients	Percent of Total	Average Rx Per Recipient
Total	3,276,728	100.0	230,248	100.0	14.3
Aged	1,453,001	44.4	60,795	26.4	23.9
Blind	29,521	0.9	1,514	0.7	19.5
Disabled	1,133,035	34.6	49,150	21.4	23.1
AFDC Children ...	352,249	10.8	83,846	36.4	4.2
AFDC Adults	306,787	9.2	34,413	15.0	9.0
CWS Foster Care .	2,135	*	530	*	4.1

*Less than 0.05%

NURSING HOME SERVICES

Medicaid nursing home patients are classified as needing skilled care, intermediate care or special care for the Mentally Retarded. Nursing homes are certified to render one or more of the above levels of care and are designated as Skilled Nursing Homes, Dual Nursing Homes, Intermediate Nursing Home and Intermediate Nursing Homes for the Mentally Retarded. A Dual Nursing Home cares for both skilled and intermediate patients and complies with Federal Regulations governing both levels of care.

During Fiscal year 1983, Skilled and Dual nursing homes rendered 1,731,334 days of care to 7,133 Medicaid patients. The total Medicaid cost of care was \$46,701,878 which averages out to \$26.97 per day for patients in Skilled and/or Dual homes.

Changes in Per Diem Rates

for Nursing Homes

(Maximum Class Rates)

Dates	SNF	Small Dual	Mid Dual	Large Dual	ICF	ICFMR
FY 83	38.34	32.74	31.96	31.08	\$28.01	46.61
FY 84	38.98	33.80	32.37	31.82	29.91	48.46
Beds, June 83	1,981	2,007	6,409	1,604	1,513	1,582

Medicaid Income consists of all of patient's income above \$14.00 that is applied to the nursing home cost. The Medicaid payment is reduced by the amount of Medicaid Income.

Intermediate nursing homes rendered 2,348,777 days of care to 8,998 Medicaid patients. The total Medicaid Cost of the care was \$57,876,224 which averages out to \$24.64 per day for patients in intermediate care nursing homes.

Intermediate Nursing homes for the mentally retarded rendered 488,750 days of care to 1,586 Medicaid patients. The total cost to the Medicaid program was \$22,765,111 which averages out to \$46.58 per day for patients in intermediate care nursing homes for the mentally retarded.

Overall the Nursing Home program provided 4,568,861 days of care to 17,717 Medicaid patients at a cost of \$127,343,213 to the Medicaid program.

TABLE 22

NUMBER OF RECIPIENTS AND NUMBER OF DAYS OF CARE FOR NURSING HOME FACILITIES BY PROGRAM CATEGORY FOR FISCAL YEAR 1983

Program Category	Skilled Nursing Homes		Intermediate Care Facilities		Intermediate Care Facilities-MR	
	Recipients	Days of Care	Recipients	Days of Care	Recipients	Days of Care
Total	7,133	1,731,334	8,998	2,348,777	1,586	488,750
Aged	6,023	1,432,135	7,902	2,074,744	1	92
Blind	29	8,992	23	7,033	16	5,318
Disabled	1,073	289,228	1,064	266,107	1,561	482,061
AFDC Children	3	465	4	145	3	788
AFDC Adults	0	0	0	0	0	0
CWS Foster Care	5	514	5	748	5	491

INPATIENT HOSPITAL SERVICES

During Fiscal Year 1983, there were 53,581 hospital discharges with 251,855 days of inpatient hospital care covered by Medicaid. The average length of stay was 4.7 days, an increase of 0.1 from the previous year. For the relatively small number of persons covered in the Aged Category who do not qualify for Part A of Medicare, Medicaid pays for their hospital services. Elderly recipients had the largest average length of stay for each period of hospitalization. Table 23 shows the number of recipients of Inpatient Hospital Service benefits with the number of discharges and days of care during Fiscal Year 1983. Those persons who have hospital coverage under Part A of Medicare are not included in the table. Medicaid paid their hospital deductible and coinsurance charges.

An average of 150 hospitals participated in the Medicaid program.

TABLE 23

NUMBER OF RECIPIENTS, NUMBER OF DISCHARGES, TOTAL DAYS OF HOSPITAL CARE AND AVERAGE LENGTH OF STAY FOR MEDICAID RECIPIENTS BY PROGRAM CATEGORY FOR FISCAL YEAR 1983

Program Category	Number of Recipients*	Number of Discharges	Days of Care	Avg. Hosp. Length of Stay
Total	39,591	53,581	251,855	4.7
Aged	1,553	442	4,097	9.3
Blind	296	425	2,522	5.9
Disabled	10,214	16,132	98,373	6.1
AFDC Children	15,323	19,445	75,644	3.9
AFDC Adults	12,049	16,923	69,815	4.1
CWS Foster	156	214	1,404	6.6

*Not included are Medicaid recipients covered under Part A of Medicare.

OUTPATIENT HOSPITAL SERVICES

A total of 146,932 outpatient hospital visits were provided to 111,823 recipients during Fiscal Year 1983 with an average of 1.3 visits per out-patient recipient.

DENTAL SERVICES

Limited dental care was provided to 68,349 persons during Fiscal Year 1983 with expenditures amounting to \$1,141,269. A total of 117,582 procedures (primarily extractions) were provided.

An average of 439 dentists participated in the program during the fiscal year.

FAMILY PLANNING SERVICES

Expenditures for Family Planning Services amounted to \$2,253,170 in Fiscal Year 1983 with the Federal government paying 90 percent and Mississippi paying 10 percent of the total. Payments were made to private physicians, pharmacies, and Family Planning Clinics located throughout the state. A total of 26,969 different persons received Family Planning Services during the year.

EARLY AND PERIODIC SCREENING, DIAGNOSIS AND TREATMENT SERVICES

The Early and Periodic Screening, Diagnosis and Treatment Services (EPSDT) furnishes a unique opportunity for providing health care to the Medicaid eligible children of Mississippi. This program requires the screening of children under 18 years of age for physical, mental and developmental defects and provides for the necessary health care to correct or ameliorate those defects. Treatment for visual, hearing, and dental problems is also provided. Thus, EPSDT introduces eligible children into the health care system and makes services available before health problems become chronic and expensive to treat.

Good health is an important factor in the development of a productive adult who is independent of public assistance. Poverty and untreated health defects often lead to dependency and the perpetuation of the welfare cycle, which makes the importance of the EPSDT program significant.

During Fiscal Year 1983, 104,642 children and youth received a complete physical assessment through the EPSDT screening program. Treatments received as a result of problems found during the screening process are as follows:

TABLE 24
NUMBER OF CHILDREN RECEIVING TREATMENT
BY CATEGORY OF SERVICE

Category	Number of Children
Dental	47,353
Vision	11,992
Hearing	905
Medical	24,606

APPENDIX

Section 43-13-127 of the Mississippi Code of 1972 requires a listing of hospitals and nursing homes to whom payments in excess of \$25,000 were made, and all other providers to whom payments in excess of \$10,000 were made. The following is a list of the providers receiving in excess of the specified amounts for Fiscal Year 1983. The amount paid to providers includes all costs (employee salaries, rent, utilities, bookkeeping, supplies, equipment, etc.) involved in providing services, and does not represent a net amount or take-home pay to a provider.

ADAMS

Jefferson Davis Memorial Hospital	1,248,631.81
Oakwood Lodge of Natchez	986,016.74
Glenburney Nursing Home	833,441.97
Trace Haven Nursing Home	437,652.12
Natchez Community Hospital	158,712.64
Gilbert Rexall Drug Store	84,349.91
E. J. Flechas, M.D.	78,760.30
Medical Arts Pharmacy	78,241.47
Jacqueline Davis, M.D.	73,815.33
Bernadette Sherman, M.D.	72,787.25
Wilson Drug Store	71,845.71
Todd Clinical Pharmacy	59,591.56
J. R. Todd, Jr., M.D.	55,923.55
Natchez Super Drugs #2	47,132.37
Pickle Rexall Drug Store	45,494.17
Benny A. Wright	43,995.00
Morgantown Pharmacy	31,929.32
Katz & Besthoff #281	27,166.27
Haneys Drugs	27,117.64
Homer A. Whittington, M.D.	23,962.10
Dempsey T. Amacker, M.D.	23,149.97
Eckerd Drugs #2196	22,640.72
Walter T. Colbert, M.D.	22,212.59
Serve U Home Health Agency	22,054.73
Lee George Campbell, D.D.S.	17,964.00
Howard Medi Save Pharmacy	16,219.03
D. H. Mutziger, M.D.	16,093.69
J. W. Iles, M.D.	14,317.38
G. Swink Hicks, M.D.	14,254.22
Geisenberger Bros. Dr.	13,738.16
Donald E. Killelea, M.D.	11,905.50
E. R. Phy. Jeff. Davis Hosp.	10,469.60
Lessleys Pharmacy, Inc.	10,437.58
Paul A. Doherty, O.D.	10,044.52

ALCORN COUNTY

Care Inn Alcorn Co.	990,028.83
Care Inn Corinth	853,153.41
Magnolia Hospital	730,787.17
Whitfield Nursing Home	359,267.39
Medical Plaza Pharmacy	110,939.33
James Bennett Apothecary	78,788.73
Wilson Drug Company	59,862.74
Whitfield Pharmacy & Jewelry	53,086.28
Shelby C. Reid, M.D.	42,440.65
Smith Drug Company	39,582.13
Rieger Gibson Pharmacy	36,969.27
C. Spencer Lee, D.D.S.	34,187.40
Magnolia Pharmacy	32,353.68
Alcorn Pharmacy, Inc.	28,969.75

John Prather, M.D.	27,016.68
Super D Drug #17	21,589.53
Bernard L. Shipp, M.D.	16,536.58
Robertson B & R	16,404.87
Robert E. Mathis, D.D.S.	16,280.00
Ray N. Gregory, M.D.	14,966.55
Voice of Calvary Hlt. Ctr.	14,223.91
Tennessee Valley IHA	13,203.98
Roy C. Willianton, M.D.	12,234.44
William R. Brown D.D.S.	12,188.04
Dennis E. Ward, M.D.	10,385.52

AMITE COUNTY

Centreville Health Care Center	723,782.41
Liberty Drug Store	53,945.23
J C J Discount Drugs	36,478.44
David Bramm, M.D.	25,936.62
P and S Pharmacy, Inc.	24,973.71
James S. Poole, M.D.	18,125.72
Curtis A. Broussard, M.D.	15,726.06

ATTALA COUNTY

Attala Co. Nursing Center	1,015,665.52
Montfort Jones Mem. Hosp.	240,166.48
Sullivans Disc. Drugs	87,470.13
Pickles Drug Store	64,942.42
Attala Discount Drugs	52,076.54
Boyds Drug Store, Inc.	50,871.76
City Drug Store	37,274.66
John Moody Burge, Jr., D.D.S.	27,331.00
Tri-County HHC Inc.	17,318.25
A. Coleman Pickle, M.D.	14,212.65
Revco Discount Drug Ctr. #2603	13,913.30
William M. Myers, II, D.M.D.	12,086.00
Paul E. Mink, M.D.	11,746.36
James D. Neaves, D.D.S.	10,436.30

BENTON COUNTY

Ashland Discount	21,676.58
------------------	-----------

BOLIVAR COUNTY

Bolivar County Hospital	1,795,227.97
Cleveland Health Care Center	1,075,740.73
Care Inn Cleveland	644,655.42
Shelby Drug Company	639,965.09
Haire Drug Center	447,127.48
Oakgrove Retirement Home	423,572.98
Shelby Community Hospital	362,803.02

Robert C. Tibbs, II, M.D.	252,033.25
Zion Grove Nursing Center	192,722.48
Paul Warrington, M.D.	175,260.93
Donald J. Blackwood, M.D.	174,661.91
James E. Warrington, M.D.	160,491.40
Merton C. Toler, M.D.	129,218.01
Richard Waller, M.D.	128,126.38
R. T. Hollingsworth, M.D.	124,331.48
Gene L. Coopwood, D.D.S.	117,963.20
Community Children Serv.	116,880.00
Medical Arts Pharmacy	105,574.92
James Gray Adams, M.D.	98,481.23
P. Patel, M.D.	82,703.17
Carl H. Barbour, D.D.S.	72,443.80
R. T. Hollingsworth, M.D.	60,266.76
Delta Drug Store	56,317.70
Mound Bayou Community Hospital	54,503.46
Hugh C. Smith, D.D.S.	50,018.80
Eugene E. Tibbs, M.D.	49,916.98
John K. Abide, M.D.	47,506.04
Lewis Drug Store	42,990.96
Paul Discount Drugs	42,410.90
Economy Drugs, Inc.	42,031.03
Emily S. Pender, M.D.	39,275.26
Willie B. Lucas, M.D.	38,738.10
J. G. Peeler, Jr., M.D.	38,727.79
John T. Milam, M.D.	36,374.37
Williams Emergency Ambulance Serv.	25,009.89
Delta Comm. Home Hlth. Agc.	24,954.04
John T. Gibson, D.D.S.	24,303.70
John T. Neill, M.D.	24,192.45
Arthur W. Lindsey, Jr., M.D.	23,324.89
Frank E. Reese, O.D.	21,797.12
Delta Health Ctr.	19,933.42
G. W. Green, M.D.	19,817.94
L. S. Davidson, Jr., M.D.	18,348.77
Samuel D. Austin, M.D.	17,757.99
George Green, M.D.	16,474.29
E R Phy Bolivar County Hospital	15,918.00
Lawrence M. Sutton, Jr., M.D.	14,312.10
Warren Inge, D.D.S.	13,386.50
Luther W. McCaskille, M.D.	12,762.60
Arvis L. Hawkins, M.D.	11,353.60
William A. Eley, D.D.S.	11,311.00

CALHOUN COUNTY

Calhoun Co. Nursing Home	1,009,705.46
Comm. Hospital of Calhoun, Inc.	163,854.76
Hillcrest Hospital	160,123.52
Plunks Pharmacy	60,032.98
Chandler Drug Co.	47,104.72
City Discount Drugs	37,115.41
Peoples Drug Store	36,537.47
Crockers Pharmacy	34,112.63
Locans Discount Drugs	30,054.08
G and S. Pharmacy	24,475.36
Guy Farmer, M.D.	24,451.26
Orby L. Hamblin, M.D.	16,888.08
Lester D. Webb, M.D.	12,877.83

Thomas P. Waits, D.D.S.	11,795.00
Glendas Discount Drugs	10,548.55
George A. Riley, M.D.	10,415.00

CARROLL COUNTY

Anderson's Pharmacy	62,541.05
Vaiden Drugs	29,188.61
Millard S. Costilow, M.D.	23,739.92
David L. Meadows, M.D.	21,471.92

CHICKASAW COUNTY

Houston Comm. Hospital	451,374.86
Floy Dyer Manor	429,664.79
Shearer-Richardson N/H	346,460.11
Okolona Comm. Hospital	160,150.90
Okolona Drug Company	60,128.76
Estes Walgreen Drugs	47,831.64
Stewart-Harris, Inc.	47,604.58
Griffin Discount Pharmacy	35,650.17
Houston Drug Company	35,087.75
Joseph H. Shoemaker, M.D.	33,321.73
Foodway Family Pharmacy	32,408.62
Super G Discount Drugs	28,335.74
Houses Pharmacy	24,602.24
Charles Secreste, M.D.	22,759.08
Edward K. Gore, M.D.	21,908.55
John E. Harris, M.D.	21,279.09
Charles L. Simpson, M.D.	20,366.55
Houlka Pharmacy	18,588.72
John D. Dyer, M.D.	14,256.35
Lee F. Horn, M.D.	12,736.45
Joe Carter Nichols, D.D.S.	12,222.00
Herman K. Smith, D.D.S.	10,344.00

CHOCTAW COUNTY

Choctaw County Nursing Home	282,512.23
Choctaw County Hospital	162,097.11
Moore Drug Company	63,461.91
Edward Pennington, M.D.	61,033.75
Crowder Drug Store	56,278.76
Rester Discount Pharmacy	29,750.48
Hodges Pharmacy	27,061.57
William B. O'Kelly, M.D.	20,459.91
George Bounds, M.D.	15,942.65
James B. Bryant, D.D.S.	10,933.00

CLAIBORNE COUNTY

Claiborne County Hospital	327,022.24
Savrite Drugs Port Gibson	114,470.36
Roy M. Barnes, M.D.	93,310.30
McDaniel Pharmacy	93,257.40
David M. Segrest, M.D.	56,745.18
Claiborne Co. Den. Hlth. PR	28,800.70
Serve U H H A Sub-Unit	19,833.86
61 Pharmacy	18,599.62
Claiborne Co. Hth. Rhc.	16,920.89
Elton L. McAmis, M.D.	16,535.58
E. G. Ellis, Jr., D.D.S.	10,240.00

CLARKE COUNTY

Archusa Convalescent Center	1,071,782.14
H. C. Watkins Mem. Hospital	325,766.01
Hammack Drug Company	99,278.01
Quitman Drugs	54,278.01
Crumbley Drug Store	44,061.55
Everitt Discount Drugs	30,038.28
Donald Traxler, D.D.S.	29,266.00
Walter D. Gunn, M.D.	25,272.32
James C. Graham, M.D.	22,388.71
Wayne O. Byrd, M.D.	21,983.54
Medicare Service Supply Inc.	20,979.67
Wheat Drug Co.	20,525.41
Samuel Marcus Allen, M.D.	14,798.54
Ivan Zamora, M.D.	13,286.52
John W. Watkins, M.D.	12,047.37

CLAY COUNTY

Care Inn West Point	1,024,704.34
Ivy Memorial Hospital	489,892.34
Rose Drug Co., Inc.	180,483.09
Robert T. Lott, M.D., Ltd.	104,785.52
Charles J. Nail, Jr., D.D.S.	38,819.00
William M. Billington, D.O.	36,277.92
Harco Super Drug	34,406.72
Gibson Pharmacy	33,991.30
Ronald E. Powell, M.D.	27,239.65
Plaza Drug Company	21,380.78
H. D. Posey, D.D.S.	14,085.50
McCullum Drug Store	13,739.88
Harvey L. Flowers, M.D.	10,199.50

COAHOMA COUNTY

Northwest Miss. Reg. Med. Center	2,604,758.85
Delta Manor Nursing Center	1,597,057.01
R. Ted Roberts, D.D.S.	145,196.70
Haggard Drug St., Inc.	139,224.44
Henderson Rexall Drugs	124,279.96
Economy Drugs	123,480.00
Bouldin Marley, M.D.	116,745.15
Henry A. McCrory, M.D.	111,884.45
Donald R. Ellis, M.D.	95,100.50
Glen L. Wegener, M.D.	93,757.95
Malcolm D. Bailey, Jr., D.D.S.	90,840.90
Julius L. Levy, M.D.	88,718.08
Medi Center Pharmacy	84,152.25
Williams Rexall Drug	80,294.29
Frank T. Marascalco, M.D.	77,226.40
Peggy Wells, M.D.	48,978.45
William B. Bobo, M.D.	44,382.37
Kidney Care, Inc. RDU Clarksdale	40,929.09
Super D Drugs #20	38,096.23
Van R. Burnham, Jr., M.D.	37,892.98
Tom S. Cooper, M.D.	32,679.28
Purvis W. Hill, Jr., M.D.	32,358.95
Bill's Pharmacy	29,346.55
W. F. Clark, M.D.	29,076.98
Carole Mangrem, M.D.	28,469.55

Otha Williams, M.D.	27,465.15
John William Sullivan, D.D.S.	26,625.70
Sammy A. Hanway, M.D.	26,188.35
Edgar W. Turner, D.D.S.	25,503.00
George C. Furr, M.D.	25,436.62
E R Phy. N W MS Reg. Hsp.	25,021.50
Melvin Ehrich, M.D.	23,790.40
Westgate Drugs, Inc.	23,552.11
Wiley L. Fowler, D.D.S.	21,817.00
William S. Pollard, M.D.	18,276.05
Rodney W. Baine, M.D.	17,538.42
Grubbs Respiratory Service	16,898.58
W. B. Johnson, Jr., M.D.	16,854.27
Clarksdale Surgical Clinic	16,051.21
Robert E. Long, D.D.S.	15,333.50
McGee Taylor Burke Clinic	15,118.53
Hugh H. Andrews, D.D.S.	14,714.00
Edwin M. Hemness, M.D.	11,206.18
Alvin M. Labens, O.D.	10,701.33
Village Pharmacy	10,587.46
Robert G. Traylor, O.D.	10,362.63

COPIAH COUNTY

Hardy Wilson Mem. Hospital	437,726.29
Pine Crest	418,047.53
Biggs Drug Store, Inc.	106,836.62
Super D #123	89,750.88
Allred Pharmacy	88,456.87
City Drug Store (Hazlehurst)	73,696.82
City Drugs (Crystal Springs)	48,658.22
Miss. Discount Drugs	47,378.66
Gammills Pharmacy	44,555.42
J. H. Long, M.D.	40,618.44
Lamar Puryear, Jr., M.D.	36,323.76
Fred McDonnell, M.D.	32,889.11
Robert M. Akin, M.D.	31,825.11
Robert Dale, Jr., M.D.	26,224.42
Wesson Pharmacy	24,619.03
James R. Stingily, M.D.	24,251.60
Richard Akin, D.M.D.	22,659.60
Economy Drug Co.	20,646.67
William M. Dabney, M.D.	18,879.39
Jerry B. Gulledege, M.D.	18,413.02
Luther D. Turner, M.D.	15,985.52
Loren D. Breland, M.D.	13,866.65

COVINGTON COUNTY

Covington County Hospital	561,757.40
Woodland Hills Nursing Home	559,972.94
C & C Drugs, Inc.	85,831.22
Clayton Drug Store, Inc.	77,247.98
Carrs Discount Drugs	77,036.65
Cranfords Drug Store	51,441.14
Charles C. Tyler, M.D.	47,833.98
Powell Drug Store	37,372.53
Weston Folse, M.D.	31,377.81
Joseph E. Johnston, M.D.	31,311.52
Harlan B. Rogers, D.D.S.	23,655.00

Whites Discount Drug	22,591.15
Charles P. Crenshaw, Jr., M.D.	21,682.58
James C. Bishop, D.D.S.	13,712.00
Ernest P. Reeves, M.D.	12,523.03
Covington Co. Hospital IIIA.....	11,411.52

DESOTO COUNTY

Southaven Health Care	895,199.15
Desoto Discount Drugs	95,484.01
Elliott W. Tucker, Jr., M.D.	85,428.34
Hernando Pharmacy	55,337.40
Robert B. Seymour, D.D.S.	52,872.24
Funderburks Drugs.....	45,510.37
Wadsworth Clinic, P.A.	37,230.49
David V. O'Brien, O.D.	33,518.31
Henry M. Wadsworth, Jr., M.D.	32,046.83
Robert M. Cullen, M.D.	26,846.46
Hoovers Drug Store	25,326.54
Hamilton Pharmacy	24,477.43
Super D Drugs #46	19,319.38
Malcolm D. Baxter, Jr.	15,848.60
Thomas McFarland, M.D.	14,902.83
Gregory Evans, D.D.S.	14,808.00
Southaven Rexall Drugs.....	12,369.11
John M. Hoja, M.D.	11,121.82
James Baube, O.D.	10,224.97
M. D. Honeycutt, O.D.	10,028.57

FORREST COUNTY

Forrest County General Hospital	2,856,976.81
Conva. Rest	1,179,696.34
Hattiesburg Convalescent Center	977,754.16
Happy Acres Convalescent Home	813,452.74
Methodist Hospital	653,369.78
Green Forest Convalescent Home	626,297.62
Conva. Rest of Petal	417,538.37
Conva. Rest Nursing Home	145,019.95
S. MS Home Health Agency	127,986.27
Hattiesburg Clinic P.A., RDU.....	95,895.36
Conva. Rest Pharmacy	93,339.36
Pathology Laboratory	87,405.61
Fairview Disc. Pharmacy	78,808.77
Mullican Pharmacy	72,438.16
Marcus L. Hogan, III, M.D.	69,242.72
Darcey G. Kobs, Jr., M.D.	66,044.44
Hub City Pharmacy, Inc.	57,253.37
Home Health Agency Multico.....	55,538.58
Hattiesburg Conv. Center.....	52,024.78
Gibson's Pharmacy	49,859.43
Carl R.Hale, M.D.	49,434.86
Gambles Drugs, Inc.	45,151.17
Phillip W. Rogers, M.D.	39,706.81
Dan Reikes, M.D.	38,696.94
Hattiesburg Clinical Lab, P.A.	38,266.28
James Martin, M.D.	37,178.95
Medicheck Med. Screen Clinic	36,364.00
Love Drug Co., Inc.	35,954.25
Donald G. Townsend, M.D.	35,452.98

Charles E. Greer, D.D.S.	35,400.80
Petal Drug Co.	35,189.55
Lamar H. Gillespie, M.D.	32,373.18
Gibson Pharmacy 3	31,080.61
Kelly R. O'Neal, Jr., M.D.	30,953.62
Cohen Drug Company	30,703.35
Dorothy Gillespie, M.D.	29,550.64
Medi Save Discount Drugs, Inc.	28,892.91
John H. James, M.D.	28,295.78
Lynn B. McMahan, M.D.	26,635.04
Green Eye Clinic, P.A.	24,212.58
Katz & Besthoff #248	22,616.83
Owl Drug Store	22,535.56
Lawrence J. Naylor, D.D.S.	21,774.00
J. Stephen Cockerham, D.D.S.	20,926.00
Kate N. Aseme, M.D.	20,806.88
Home Health Care of MS	20,556.59
K & B #293.....	20,461.49
Frank E. Jones, M.D.	19,510.77
Southwest Drug Store	19,106.34
William R. Raulston, M.D.	19,106.34
Greer Whitacre, M.D.	18,162.16
Jack C. Keen, M.D.	17,970.21
E R Phy. Forrest General Hospital.....	17,956.20
Hub City Home Health Service, Inc.	17,918.46
Kenneth J. Gaines, M.D.	17,464.96
Bennett Van York, D.D.S.	17,424.70
Hattiesburg Radiology Group.....	17,316.45
Minor L. Griffin, Jr., D.D.S.	17,252.90
Dan Riekes, M.D.	17,199.21
David M. Owen, M.D.	16,670.86
Orthopedic Clinic, P.A.	16,465.41
Surgical Clinic of Hattiesburg, P.A.	16,208.04
Billie L. James, M.D.	15,999.91
William A. Morrison, M.D.	14,436.12
William A. Whitehead, M.D.	13,683.42
William R. Arnett, M.D.	13,223.63
K. Ramsay O'Neal	13,205.98
Grover W. Smith, D.D.S.	13,181.30
R. Conner Bills, D.D.S.	13,070.00
Ralph E. Abraham, M.D.	12,923.92
Charles E. Smith, M.D.	12,774.45
Donald V. Conerly, M.D.	12,415.80
Dan R. Northy, M.D.	12,260.71
Douglas W. Rouse, M.D.	12,259.56
Richard McCarthy, M.D.	12,127.31
Ralph T. Wicker, M.D.	11,920.94
Mary Clark, M.D.	11,707.50
James E. Spence, M.D.	11,465.12
Gibson Pharmacy 2	11,022.36
Ronald R. Lubritz, M.D.	10,875.97
A. Jerald Jackson	10,368.15
Eckerd Discount Drugs	10,278.64

FRANKLIN COUNTY

Meadville Nursing Home	409,852.59
Franklin County Mem. Hospital	269,565.79
Peoples Drug Store	63,796.12
Kings Discount Pharmacy	32,178.24

Meadville Rexall Drugs	29,712.32
Super Save Drugs	22,892.83
Sav U More Drugs	21,513.22
W. B. Larkin, M.D.	21,227.75
Edward J. Schmidt, M.D.	20,179.00
Bude Clini	19,393.17
Elmo Gabbert, M.D.	12,227.59

GEORGE COUNTY

Glen Oaks Nursing Home	529,703.91
George County Hospital	329,159.40
The Main Drug Co.	68,414.92
Al's Pharmacy	31,751.93
T/A Edward Discount Drugs	25,971.84
Hospital Rexall Pharmacy	23,687.88
Jim's Discount Drugs	19,615.10
Dayton E. Whites, M.D.	17,855.10
Raymond E. Tipton, M.D.	17,667.84
T. R. Shaw, M.D.	17,230.32
Community Med. Center	16,417.09
James C. Brister, M.D.	11,286.50
Scott W. Ash, D.D.S.	10,203.30
David James Conner, D.D.S.	10,174.60

GREENE COUNTY

Melody Manor Convalescent Center	496,350.53
Greene County Ext. Care	185,603.35
Greene County Hospital	80,850.80
Dietz Drug Store	38,065.03
Hodges Pharmacy	29,903.78
State Line Drugs	28,140.88

GRENADA COUNTY

Grenada County Hospital	1,376,923.93
Care Inn Grenada	1,078,487.75
Grandview Health Care Center	932,983.90
Marascalcos Save Mor Drugs	84,454.12
D. L. Harrison, M.D.	69,626.21
Thomas E. Holden, M.D.	67,940.09
McClure Drug Company	66,619.24
Bonnars Pharmacy	58,217.11
Dyres Prescription Shop	56,362.90
Dyre Kent Drug Co.	55,533.67
E. S. Richardson, D.D.S.	53,742.00
Chaney's Pharmacy	39,414.88
Brister Pharmacy	38,394.28
Robert B. Townes, Jr., M.D.	35,308.44
Guy R. Braswell, M.D.	34,485.50
Gibson Pharmacy	32,532.99
James W. Fite, M.D.	29,131.50
Brian D. Venters, M.D. P.A.	27,334.18
Mal S. Riddell, D.O.	24,576.91
Poe's Medi-Save Pharmacy	21,686.75
M. C. Campbell, M.D.	20,674.03
Gaines L. Cooke, M.D.	20,580.11
William B. Hunt, M.D.	16,765.16
John L. Brockman, M.D.	12,880.90
Marascalco Drugs	12,474.16

Robert L. Coggin, M.D.	12,071.60
Howard Robertson, D.D.S.	10,743.20

HANCOCK COUNTY

Hotel Reed Nsg. Ctr.	626,696.95
Hancock General Hospital	354,604.64
Quality Drugs #2	48,390.17
Eckerd Drugs #504	32,557.93
Vidanes E. Alcalen, M.D.	23,422.33
Thomas B. Murphree, D.D.S., P.A.	21,465.00
Wilcox Pharmacy	18,220.24
Helen G. McGehee, M.D.	16,433.11
Gulf Thrifty Drug, Inc.	15,921.01
Fahey Drug Co.	15,217.75
Bertrand O. Sy, M.D.	10,074.00

HARRISON COUNTY

Memorial Hospital	2,233,823.77
So. Miss. Retardation Center	1,579,624.66
Miramar Nursing & Convalescent Home	1,228,508.89
Biloxi Regional Med. Ctr. Inc.	966,552.15
Gulfport Convalescent Center	889,752.43
Driftwood Nursing Center	797,650.40
Gulf Coast Comm. Hospital	430,409.90
Garden Park Comm. Hospital	402,311.52
Dixie White House Nursing Home	388,150.98
T-D Drugs, Inc.	137,701.63
French Drug Co., Inc.	125,545.07
Joseph R. Mitchell, M.D.	87,961.71
Miramar Nursing Conv. Home	75,398.15
Emi Yamashiro, M.D.	71,616.34
Oak Place Pharmacy, Inc.	71,596.85
Medical Arts Pharmacy, Inc.	50,883.09
A. Rhodes Perry, Jr., M.D.	46,614.92
Joseph L. Faison, M.D.	40,845.36
Eckerd Drugs #2046	38,894.42
Fred H. Walker, M.D.	36,899.41
T. D. Pharmacy, Inc.	34,131.59
Day Drug Company, Inc.	31,582.61
Taylor Harris Drug Store	31,306.91
Economy Drugs	30,898.11
Kimbrough & Quint Drug	30,892.23
Henry K. Hillman, M.D.	43,974.90
William H. Murdock, Jr., D.D.S. M.	28,699.20
Roy L. Irons, D.D.S.	28,651.00
Broad Ave. Pharmacy	28,623.35
E R Phy. Memorial Hospital	28,496.78
J. O. Tate, D.D.S.	25,369.00
Robert J. Schmidt, M.D.	24,892.98
Lyman Discount Drugs	24,770.04
Jones Bros. Drug Co. of Pass Christian	22,418.13
Felix H. Dunn, M.D.	36,555.92
Unicare Home Health	20,709.00
Coastal Family Health Center	20,549.00
R. L. Colson, M.D.	20,266.54
Eddies Drug Store	19,229.36
Peter Andrew Norowski, D.D.S.	18,172.60
Sidney O. Brown, M.D.	18,020.90
Daniel O. Conwill, D.D.S.	17,454.00

Beach Pharmacy, Inc.	17,122.04
Mullers Pharmacy, Inc.	17,002.64
T. N. T. Discount Pharmacy	16,630.42
Super D Drugs #36	16,363.39
Crawford H. Cleveland, M.D.	15,534.63
Gerald W. Segraves, D.D.S., P.A.	15,449.00
Sidney H. Wong, M.D.	15,012.98
Samuel P. Robinson, M.D.	14,675.68
Allen J. Koskan, M.D.	14,599.53
Jason V. Smith, M.D.	14,489.06
The Prescription Center	14,407.45
David Reeves, M.D.	14,353.50
E R Phy. Biloxi Reg. Med. Ctr.	14,135.16
Richard C. Schmidt, M.D.	14,047.20
Laura Sauls, M.D.	13,276.79
D. A. Hopkins, M.D.	12,882.64
Amser Ambulance	12,834.16
Leonard Ball, M.D.	12,699.97
Douglas C. Lanier, M.D.	12,471.11
Quality Home Health Care	12,460.49
Frank G. Gruich, M.D.	12,327.90
Covichs Pharmacy	12,309.35
Frank L. Schmidt, M.D.	12,287.99
Thomas Lehman, M.D.	11,687.00
Oney C. Raines, III, M.D.	11,283.60
M. F. Longnecker, Jr., M.D.	10,747.24
Carney A. Brice, D.D.S.	10,691.70
Barbara Bolling, M.D.	10,650.00
Jerry R. Adkins, M.D.	10,627.54
Katz & Besthoff #211	10,581.25
William L. Bass, Jr., M.D.	10,227.49
S. M. & B. Radiologist	10,220.46
Griffons Pharmacy	10,201.11

HINDS COUNTY

University Hospital	11,095,446.00
Miss Baptist Medical Center	2,498,144.63
Hinds General Hospital	2,291,341.09
Miss. State Board of Health	2,935,535.00
Manhattan Health Care Center, Inc.	1,052,256.57
Care Inn Clinton	1,049,044.10
Clinton Country Manor	1,046,029.42
St. Dominic Jackson Mem. Hospital	1,059,213.50
Albemarle Health Care Center	1,038,614.76
Miss. Nursing Home	661,345.05
Inglewood Manor, Inc.	571,525.44
Lakeland Nursing Center	531,879.90
Carter Guest Home	436,736.33
Greenbough Nursing Center	387,455.62
Crawford Nursing Home	387,231.93
MS Methodist H & Rehab. Center	337,534.21
Community Nursing Home	332,032.64
Whispering Pines Nursing Home	330,765.67
Compere Nursing Home	280,639.02
Cottage Grove Nursing Home	230,887.56
Doctors Hospital of Jackson	229,156.65
Magnolia Nursing Home	214,478.61
Kidney Care RDU	213,612.61
Northgate Pharmacy	299,122.54

Main Drug Store, Inc.	131,505.17
William F. Hand, D.D.S.	123,657.00
Central Childrens Service	113,230.00
Harlan Discount Drugs	111,413.25
Miss. Children's Rehab. Ctr.	99,040.25
Wesley Prater, M.D.	92,799.91
Univ. OB-GYN Assoc.-Morrison	86,664.75
T. P. Discount Pharmacy	85,852.84
Univ. OB-GYN Assoc.-Martin	85,782.00
Southwest Drug Co., Inc.	82,970.32
Super D Drugs #26	80,856.57
Southwest Drugs #20	77,980.60
Terry Discount Drugs	75,799.03
Raymond Drug Store	73,402.13
Southwest Drug Co., Inc.	67,037.11
Univ. OB-GYN Assoc.-Meeks	66,958.00
Kidney Care, Inc. RDU	66,253.94
Daniel Gambrell, M.D.	65,828.91
Howard Medi Save Pharmacy	96,052.49
Cortez McFarland, M.D.	64,478.23
John D. Bower, M.D.	64,191.57
Super D Drugs No. 101	63,626.61
Ken Mays Medicine Shoppe	63,392.84
Univ. OB-GYN Assoc.-Rivlin	59,977.00
Univ. Rad Assoc. Blumenthal	56,626.52
Univ. OB-GYN Assoc.-Bates	55,856.00
Harvey C. Sanders, M.D.	55,515.73
Univ. OB-GYN Assoc.-Wiener	54,261.90
R. Kirk Smithhart, O.D.	53,819.26
Clara T. Jones	52,586.00
The Prescription Ctr. of Jackson	50,991.87
Bobby J. Heath, M.D.	50,621.52
Mr. Disc. Drugs of S. Jackson	46,833.58
Anderson Drug & Gift Center	46,312.22
St. Dominic Dialysis Center	44,985.80
Robert Smith, M.D.S.	44,153.61
Univ. OB-GYN Assoc.-Sampson	42,808.72
Jackson-Hinds Comp. Health Ctr.	80,267.42
Sta Home HHA	42,063.07
Mooreco Drug	41,822.51
George Lyons, M.D.	41,230.34
Univ. OB-GYN Assoc.-McGehee	40,634.00
Luther C. Fisher, III, M.D.	39,466.14
Edwards Pharmacy	39,264.46
Winson V. Morrison, M.D.	39,041.80
Thrifty Drug Store #1	38,763.59
Marjorie Hendrickson, M.D.	38,233.12
Malcolm P. Taylor, M.D.	37,867.20
Seshadri Raju, M.D.	37,802.21
Jackson-Hinds Center	37,791.42
Larry R. Lipscomb, M.D.	37,686.02
Philip G. Rhodes, M.D.	36,911.00
Patricia Norman, M.D.	36,573.78
James D. Mitchell, M.D.	36,248.15
Roy Wilson, M.D.	36,205.96
Clinton Cavett, M.D.	34,896.00
Reynaldo Rodriquez, M.D.	34,456.90
Super D Drugs 28	33,207.19
Maurice James, M.D.	33,032.26
UMC OB-GYN Assoc. Palmer	32,910.00

C. J. Moran, Jr., M.D.	32,872.04	Bradford Brent Drugs	19,312.49
Billy N. Watkins, M.D.	32,461.87	Gill Drugs, Inc.	18,949.30
Medical Plaza Pharmacy	32,269.11	Richard C. Boronow, M.D.	18,856.85
Richard Miller, M.D.	31,867.00	David G. Watson, M.D.	18,658.00
Capitol Drug Company	30,930.87	Houston Discount Drugs	18,357.56
Mary C. Jones Dental Clinic	30,439.00	Wm. M. Aden, M.D.	18,328.95
Carl H. Boykin, D.D.S.	30,200.00	Miss. Discount Drugs #3	18,301.59
Glen R. Graves, M.D.	30,190.30	UMC Anes. Assoc.	18,134.46
James A. Joransen, M.D.	30,096.25	Clinical Path. Lab	17,790.34
George E. Howell, II, M.D.	30,050.11	Willie J. Hill, D.D.S.	17,774.70
E R Phy. Miss. Baptist Med. Ctr.	29,290.76	William F. Lynch, M.D.	17,539.80
Univ. Path. Assoc. O'Neal	29,255.52	Irvin Henderson, D.D.S.	17,319.00
Professional Ambulance Service	29,135.27	UMC Anes. Assoc. Graham	17,078.82
Linda Johnson, O.D.	28,753.94	St. Dominic Jackson Memorial Hospital	17,020.85
Daksha M. Patel, M.D.	28,582.80	Noel H. Johnson M.D.	16,935.60
Samuel B. Johnson, M.D.	28,214.31	E. H. Finch, D.D.S.	16,907.30
Guy Ford Rowland, D.D.S.	28,145.00	L. Lee Cope, D.D.S.	16,856.30
James Anderson, M.D.	27,365.00	Clarence J. Kees, III, M.D.	16,817.30
Eckerd Drugs #597	27,313.81	Henry P. Ewing, M.D.	16,676.00
Univ. Rad. Assoc. Harrison	27,080.64	Susan B. Campbell, M.D.	16,634.00
Miss. Artificial Limb Co.	26,882.53	Central Ortho Clinic P.A.	16,620.26
E. L. Geiger, M.D.	26,687.73	Thomas A. Baines, M.D.	16,484.13
Robert Ball, M.D.	25,709.62	Otrie B. Hickerson, M.D.	16,302.39
C. E. Jones, Jr., D.D.S.	25,475.50	William K. Sutherland, M.D.	16,186.50
Lakeland Surgical Clinic	25,148.65	Revco Drug Store No. 1531	16,178.79
Jackson Medical Assn. P.A.	24,772.17	Waymond L. Rone, M.D.	16,120.90
Treasury Drugs 7831	24,762.99	Tom Louis, M.D.	16,113.74
Univ. OB-GYN Assoc.-Wiser	24,641.00	Brents Drugs	16,030.24
Albert B. Britton, Jr., M.D.	24,623.80	Univ. Rad. Assoc. Moore	16,015.15
Charles R. McCollum Jr., M.D.	24,231.32	Jasmine R. Owen-Chapman, D.D.S.	15,433.00
Super D Drugs 24	24,035.06	Robert P. Russell, M.D.	15,308.52
Robert A. Sanford, M.D.	23,756.50	Super D Drugs #51	15,278.75
Univ. Rad. Assoc. Flowers	23,690.96	Lee O. Doss, D.D.S.	15,145.00
Leon W. Binns, M.D.	23,541.30	Jerome A. Carroll, M.D.	14,882.06
Univ. Rad. Assoc. Russell	23,365.61	Hollmans Pharmacy	14,803.90
Jackson-Hinds Comm. Hth. Ctr. Utica	23,300.00	Utica Drug Company	14,575.33
Miss. Meth. Rehab. Center HHA	22,651.37	Univ. Rad. Assoc.-Gibson	14,550.86
Jackson Rad. Assn. P.A.	22,599.46	Tellis B. Ellis, III, M.D.	14,535.81
Phys. Anes. Group	22,550.61	E R Phy. Hinds Gen. Hospital	14,467.98
Gloria G. Johnson, D.M.D.	22,498.00	William A. Neely, M.D.	14,462.97
Joes Super Discount Drugs	22,114.89	David L. Jones, D.D.S.	14,272.00
Hinds Urology Clinic, P.A.	21,782.15	James B. Barlow, M.D.	14,207.05
Central Miss. HHA	21,251.17	Mooreco Inst. Pharm. Sales	14,113.69
Herbert Myers, M.D.	21,211.56	Douglas E. Gorman, M.D.	14,105.35
Ching J. Chen, M.D.	21,129.08	Frazier E. Ward	14,070.26
Jackson Hinds Health Ctr.	21,009.42	Super D Drugs #34	13,921.29
Metro Discount Drugs	20,847.90	W. T. Rueff, M.D.	13,797.09
Healthco	20,840.27	R. Arnold Smith, M.D., P.A.	13,402.74
Earnest L. Rankin, M.D.	20,827.13	Univ. Rad. Assoc. Cranston	13,370.52
Univ. Path. Robert M O'Neal	20,641.60	Hiram A. Gatewood, Jr., D.M.D.	13,367.00
Div. of Urol-Krueger	20,580.29	Richard L. Blount, M.D.	13,296.07
Starkey L. Hudson, M.D.	20,343.41	Patrick H. Lehan, M.D.	13,275.61
Carrol F. Landrum, M.D.	20,236.64	Ernest D. Reynolds, M.D.	13,270.90
James D. Hardy, M.D.	20,115.01	Guy T. Vise, Jr., M.D.	13,086.62
Radiological Group. P.A.	19,933.24	Gastrointestinal Assoc. P.A.	13,083.31
E R Phy. Univ. Hospital	19,805.62	Margaret Turkleson, M.D.	13,069.90
Fred McMillan, M.D.	19,718.61	Ronald Luethje, M.D.	13,006.07
MDH-N Midwife	19,605.10	Alan Freeland, M.D.	12,884.86
Dan Emory Smith, M.D.	19,348.37	Univ. Rad. Assoc. Patel	12,858.39
Super D Drugs #33	19,341.28	Wm. Patrick Edgar, D.D.S.	12,751.10

William Ashford, M.D.	12,744.34
Leslie Bear, M.D.	12,642.69
Cooks Prosthetics	12,611.19
Sims Prosthetic-Ortho.	12,402.13
Univ. Int. Med. Assoc.	12,261.78
John P. Kapp, M.D.	12,235.02
Fred Rushton, Jr., M.D.	12,230.27
Raymond R. White, M.D.	12,204.27
Charles Leonard, D.D.S.	12,167.20
Robert O. May, M.D.	12,147.98
Van Winkle HHA Inc.	12,122.72
Lakeland Radiologists P.A.	12,012.51
E R Phy. St. Dominic Hospital	11,954.25
Jackson Heart Clinic P.A.	11,887.25
Maravillosa Alqueza, M.D.	11,781.60
Urology Assn. of Jackson	11,712.32
Parkins Pharmacy	11,600.63
Farlows Pharmacy, Inc.	11,393.54
DBA Patient Aid Products	11,289.56
Parkins West End Pharmacy	11,158.42
Charles Robertson, M.D.	10,762.00
James W. Maher, M.D.	10,562.36
Univ. Rad. Assoc. Patel	10,544.16
Service Drug Co.	10,513.30
W. Michael Vise, M.D.	10,506.56
Alexander Haick, M.D.	10,474.38
Raul E. Valenzuela, M.D.	10,465.66
Univ. Rad. Assoc. Morano	10,427.61
John K. Minyard, Jr., M.D.	10,357.66
John P. Mladineo	10,254.30

HOLMES COUNTY

Holmes County Comm. Hospital	1,157,386.42
Peoples Rexall Drugs Store	211,419.99
Henrich Drug Store	196,985.65
Haire Drug Center	177,973.80
J. Rhett Presley, D.D.S.	159,213.20
District 2 Comm. Hospital	132,827.15
John G. Downer, M.D.	112,781.65
Howell & Heggie Drug	98,033.94
Joes Drug Center	90,341.94
Pickens Pharmacy	78,542.76
Chas. W. Campbell, M.D.	67,801.46
Johnny B. Bills, M.D.	51,213.21
Sidney A. Johnson, M.D.	43,167.30
Ferguson Drugs	39,499.70
Hugh L. Gowan, M.D.	36,707.93
Terry Reiff, D.O.	34,413.52
Roy L. Smith, M.D.	25,668.24
Goodman Med. Fac. RHC	19,177.49
Arnold's Super Discount Drugs	17,564.62
E R Phy. Holmes Co. Hospital	14,918.50
Coy E. Patton, D.D.S.	12,988.00
Arthur A. Derrick, Jr., M.D.	12,716.59
Loy W. Nations, O.D.	11,111.58
Holmes County Hospital	10,156.55

HUMPHREYS COUNTY

Humphries Co. Nursing Home	456,259.08
Humphreys County Hospital	320,880.93
Gortons Pharmacy	159,599.29
Turners Drug Store, Inc.	156,194.91
Stubbs Drug Store (Belzoni)	144,334.29
Longs Drug Store	106,928.48
Walter M. Gorton, M.D.	94,982.39
Robert D. Newton, D.M.D.	69,697.40
Mid Delta HHA	59,256.16
Toxey E. Hall, M.D.	36,385.55
William Touchstone, M.D.	36,350.38
Samuel C. Sugg, M.D.	35,513.40
Stubbs Drug Store (Isola)	26,535.44
Clinic Pharmacy	18,937.56
J. Lee Valentine, D.O.	18,895.49
Thomas J. Barkley, M.D.	15,081.86
James L. Houston, O.D.	11,987.09

ITAWAMBA COUNTY

Daniels Nursing Home	1,154,499.22
Itawamba County Hospital	256,554.53
The Apothecary Shop	55,732.78
The Prescription Center, Fulton	55,159.68
S & W. Pharmacy, Inc.	43,283.04
Fulton Drug Company	43,189.33
Garrys Drugs	22,714.83
Mantachie Pharmacy	22,595.93
Billy T. Collum, M.D.	18,629.74
G.A. Tubb, M.D.	16,156.14

JACKSON COUNTY

Singing River Hospital	1,823,977.01
Plaza Nursing Center	775,613.08
Gulf Coast Nursing Home	586,267.41
Ocean Springs Nursing Center	338,678.19
Medical Arts Pharmacy	38,641.48
E R Phy. Singing River Hospital	36,360.40
Paul H. Moore, M.D.	36,260.23
Reuben P. Morris, M.D.	29,811.60
Eckerd Drugs #2068	25,667.27
Pas Point Discount Drugs	25,169.66
Medi Mart Pharmacy	23,120.64
Richard J. Merlos, M.D.	21,000.50
Lovelace Drug Store	18,610.07
Sav Rex Pharmacy	17,689.22
Escatawpa Pharmacy	17,323.39
Pascagoula Drug Co.	16,588.11
Alan J. Clark, M.D., P.A.	15,617.38
Glyn R. Hilbun, M.D.	15,448.08
Pattersons Pharmacy	14,468.66
John C. Lamey, Jr., D.D.S.	14,083.50
Cavers, Inc.	12,550.75
S. E. Wilson, Jr., D.D.S.	12,208.00
Sav Rex Pharmacy	11,883.71
Burnham Drug Co., Inc.	11,880.09
James H. Halbrook, D.D.S.	11,724.20
Gulf Coast Drugs	11,424.51

Eckerd Pascagoula Inc.	11,256.20
Edward S. Hoffman, M.D.	11,058.70
B. B. Bosio, M.D.	10,722.00
Katz & Besthoff #245	10,645.79

JASPER COUNTY

Jasper Health Care Institution	380,237.45
Jasper Health Care Institution	304,605.99
Jasper Health Care	151,291.56
Standard Drug Store	88,555.37
Barnett Pharmacy	42,944.04
William R. Eure, M.D.	39,243.57
Adron K. Lay, M.D.	36,356.71
Heidelberg Pharmacy, Inc.	34,317.91
Bay Center Drugs	31,542.49
Oscar J. Briseno, M.D.	25,688.54
Teds Discount Drugs	25,576.60
Jasper Co. Nursing Home	19,586.56
Samuel M. Massey, D.D.S.	18,074.40
Hughes Hadley Clinic	15,812.65
Jerald S. Hughes, M.D.	14,265.71
Jasper General Hosp. HHA	11,543.02

JEFFERSON COUNTY

Jefferson County Hospital	621,582.72
Sav-Rite Drugs of Fayette	129,971.15
Shanti Pandey, M.D.	91,661.82
Willie L. McArthur, M.D.	82,298.73
Bankston Marron, Inc.	70,447.10
Chong Hee Park, M.D.	40,927.70
James S. Mangum, D.D.S.	28,415.00
Medger Evers Comp. HHA	15,366.80

JEFFERSON DAVIS COUNTY

Jefferson Davis County, ECF	471,279.94
Jefferson Davis County Hospital	346,211.04
Hudson Drugs	145,917.98
Palace Drug Store	77,282.06
Myron L. Arrington, M.D.	47,913.13
Bullocks Discount Pharmacy	39,429.09
Dinesh Goel, M.D.	35,302.94
Belwoods Pharmacy	31,289.51
David B. Cloyd, D.D.S.	23,615.70
City Drug Store	22,719.28
Frank L. Leggett, M.D.	21,732.50
Jefferson Davis Cty. Hosp.	16,712.44
Anse B. Howard, III, M.D.	10,736.58
James R. Dumas, D.D.S.	10,667.00
Bassfield Med. Cen.	10,201.67

JONES COUNTY

Ellisville State School	6,228,174.77
Jones County Comm. Hospital	1,135,863.90
Heartside Haven Nursing Home	960,420.62
Jones County Rest Home	835,203.02
Hillside SNF/ICF	729,000.16
South Miss. State Hospital	427,343.16

Nucare Convalescent Center	381,373.33
Davidson Rest Home	368,179.32
Therrell Drug Store, Inc.	65,645.79
Read Drugs	62,515.45
Pecan Grove ICF MR	57,904.05
Ellisville Mun. Hospital	49,025.44
Laurel General Hospital	48,153.62
Carter Drug Co.	46,433.26
Blackledge Disc. Drug, Inc.	45,739.52
Dons Drugs	44,596.80
Heartside Pharmacy	36,118.50
Dikets Professional Drug	32,868.37
Thirteenth Ave. Pharmacy	29,812.47
Path Science Lab, Inc.	25,599.34
Ernest McCraw, M.D.	25,097.28
Cecil T Williams, M.D.	22,966.43
Henry W. Dewitt, Jr., M.D., P.A.	21,513.03
Radiology Assoc., P.A.	20,985.97
Wells Discount Drugs	20,883.20
Thomas F. Leggett, Jr., D.D.S.	20,708.00
Kent B. Leggett, D.M.D.	20,181.00
James U. Morrison, Jr., M.D.	20,053.00
Alton F. Moss, M.D.	19,910.89
Thomas Pharmacy	19,790.64
Rex W. Collins, M.D.	19,507.48
Sumrall Drug Store	17,829.55
Jones Co. Medical Supplies, Inc.	17,657.18
Williams Drugs	16,935.32
James Chapman Waites, M.D.	16,150.28
E R Phy. Jones Co. Hospital	15,836.70
B. R. Patel, M.D.	14,745.83
Robert R. Applewhite, M.D.	14,367.97
Carter Drug Store #2	14,256.34
R. H. Mehta, M.D.	13,582.09
Wallace Rexall Drugs	13,428.01
C. D. Bouchillon, III, M.D.	13,166.08
Laurel Renal Dialysis Ctr.	13,126.80
James R. Russell, M.D.	13,089.48
Rayford J. Harris, D.D.S.	12,809.00
Eric E. Lindstrom, M.D.	12,726.15
E R Phy. S. MS State Hospital	12,674.00
Laurel Bone and Joint Clinic	12,622.63
Katz & Besthoff, Inc. 283	12,346.65
Clyde R. Allen, M.D.	12,212.08
C. G. Hull, III, M.D.	11,488.29
T. H. Blake, Jr., M.D.	11,451.63
Eckerd Disc. Drugs 150	10,911.30
Ernest E. Ellis, M.D.	10,422.22
Laurel Family Clinic	10,371.98

KEMPER COUNTY

Kemper County Nursing Home	557,035.21
Kemper County Hospital	455,769.39
Vandevender Drug Store	85,222.85
Adams Drug, Inc.	78,574.67
Prentiss F. Keyes, M.D.	20,502.25
J. L. Smith, M.D.	15,922.36

LAFAYETTE COUNTY

Gracelands, Inc.	1,078,299.52
N. MS Retardation Center	4,003,793.00
Oxford Lafayette County Hospital	546,587.56
Golden Years Retirement	196,035.22
Gathright Reed Drug Co.	52,215.29
James W. Rayner, M.D.	49,017.37
G & M Pharmacy	32,413.30
Covin M. Jordan, M.D.	28,575.83
Thomas S. Glasgow, M.D.	27,481.20
Chaney's Eastgate Pharmacy	26,376.84
Wayne T. Lamar, M.D.	22,919.70
Oxford Medical Center Pharmacy	22,519.27
Art's Prescription Ctr.	22,271.02
Blaylocks Drug Store	22,075.23
Magnolia Health Service, Inc.	18,339.47
Walters Discount Drugs	17,988.70
Billy Joe Jordan, M.D.	16,989.63
Leslie Drugs, Inc.	15,564.72
Mid Town Drugs	15,492.36
Ira Lamar Couey, M.D.	14,177.60
N. Miss. Retardation Ctr. Kel	13,144.10
William E. Summers, M.D.	11,613.70
William H. Henderson, M.D.	10,508.60
Michael L. King, M.D.	10,050.35

LAMAR COUNTY

Adventist Health Center	901,269.54
Lumberton Citizens Hospital	236,139.06
Citizens Drug #2	94,051.08
Johns Disc. Drugs, Inc. (Lumberton)	59,630.64
Hudson Rexall Drugs	54,985.32
Sumrall Drug Store	34,106.85
Daniel J. Stepp, M.D.	24,437.06
Lumberton Drug Store	21,961.45
Warren B. Dale, Sr., M.D.	17,753.86
Johns Disc. Drugs, Inc. (Purvis)	16,520.81
Bob Henry Parker, D.D.S.	13,147.50
William H. Vann, Jr., D.D.S.	11,802.00
Angus M. McBryde, M.D.	11,781.36
Richard D. Vincent, D.D.S.	10,022.00

LAUDERDALE COUNTY

E. Miss State Nursing Home	2,183,358.00
Broadmoor Health Care Center	849,300.12
Mattie Hersee Hospital	817,378.00
Meridian Regional Hospital	664,230.10
Meridian Nursing Center	539,643.39
Meridian Convalescent Home	485,540.94
Queen City Nursing Center	432,258.20
F. G. Riley Memorial Hospital	374,582.78
Jeff Anderson Memorial Hospital	289,684.31
Rush Foundation Hospital	283,304.33
Golden Sunset Guest Home	279,524.08
Don Waldrons Discount Drugs	223,188.94
Tutor Drug, Inc.	139,340.27
Mr. Discount Drug, Inc. #3	111,636.46
Meridian Pathology Lab, Ltd.	96,027.29

Walter R. Holladay, M.D.	90,699.46
Rayner Drug Store	66,954.54
Eugene Hunter, D.D.S.	59,845.30
Mr. Discount of Meridian #2 Inc.	58,352.08
Wendell H. Cook, M.D.	47,599.72
Kidney Care Meridian	39,755.60
Home Health Care Meridian	35,078.66
Eckerds Drug Store #134	32,302.32
E R Phy. Matty Hersee Hospital	28,997.80
Internal Medicine Assoc.	23,290.43
J. T. Callahan, M.D.	21,904.53
Meridian Orthopedic	21,868.02
A. Gary Boone, M.D.	20,706.97
Rush Foundation Hosp. Phar.	19,972.39
Hospital Discount Drugs	18,747.47
Anderson Pharmacy	18,146.93
Roger Covington, D.D.S.	17,944.00
Frederick R. Hunt, M.D.	17,227.71
Arthur M. Martin, M.D.	16,940.18
Mr. Discount Drugs, Collinsville	16,755.97
Charles A. Ray, III, M.D.	16,631.28
Howard Medi Save Pharmacy	16,116.53
Howard Medi Save Pharmacy	15,736.75
Med. Arts Surg. Group, Ltd.	15,032.40
John C. Clay, M.D.	14,994.47
Reginald P. White, M.D.	14,965.20
William Dudley, Jr., M.D.	14,914.90
A. Wayne Sullivan, M.D.	14,243.06
Dan H. Singley, Jr., M.D.	14,069.00
Woody D. Davis, M.D.	13,795.65
Anthony J Santangelo, M.D.	13,599.82
Frederick Lang, M.D.	11,986.87
Thomas H. Greer, M.D.	11,915.09
David M. Gilmore, M.D.	11,796.60
The Medicine Shoppe	11,551.97
William F. Reid, M.D.	11,525.52
E. E. Robinson, Jr., M.D.	11,479.84
Lauderdale Co. Emergency Amb.	10,247.44

LAWRENCE COUNTY

Lawrence County Med. Center	551,636.08
Lawrence County Hospital	477,161.51
Hudson Pharmacy #1	138,940.63
Brantley B. Pace, M.D.	62,533.33
Jimmys Discount Drugs #1	43,185.91
Wellborn Save on Drugs	40,768.39
Lee's Drug Store	39,318.00
Jimmys Discount Drugs #2	22,060.47
E. Gordon King, M.D.	21,232.25
Daniel G. Martindale, D.D.S.	19,419.00
John W. Waller, M.D.	18,821.45
Earl Martin, M.D.	18,247.61
Richard G. Burris, M.D.	17,181.37
Duane Classen, M.D.	14,261.46

LEAKE COUNTY

Carthage Health Care Center, Inc.	795,857.71
Leake County E. C. Unit	338,686.18

Thaggards Hospital, Inc.	256,303.14
Hospital Discount Drugs	125,354.89
Leake County Memorial Hospital	89,026.10
City Drug Store	86,079.59
Carthage Discount Drug	72,885.95
Super Discount Drug Store	63,425.79
Leake Drug Company	62,738.70
David Moody, M.D.	50,253.03
The Prescription Shop	25,566.26
Frank W. Bowen, M.D.	21,739.80
James R. Mayfield, M.D.	21,684.39
Lamar A. Thaggard, M.D.	18,551.47
L. A. Thaggard, Jr., M.D.	17,379.78
Thomas Gross, II, D.M.D.	10,276.00

LEE COUNTY

North Miss. Medical Center	2,714,459.01
Tupelo Manor Nursing Home	1,140,971.08
Lee Manor Nursing Home	824,586.89
Cedars Health Center	452,461.66
Cedars Health Center	288,069.17
Roys Prescription Shop	83,873.98
N. Miss. Medical Center RDU	83,621.83
Medical Arts Pharmacy	73,550.54
Internal Medicine Asso.	57,193.97
McDuffie Drug Co.	52,050.12
Super D Drugs, Inc. #14	45,492.03
T & S Pharmacy	78,751.69
N. Miss. Med. Ctr. HHA	39,979.95
Thomas-Kincannon-Elkin	39,289.97
Surgical Clinic, Tupelo	36,638.61
Super D #47	35,979.68
N. Miss. Dialysis Services	35,925.86
East Heights Pharmacy	31,738.83
Thurmond Beasley, D.D.S.	31,476.00
Jack H. Kahlstorf, M.D.	31,218.70
Edmondsons Drug Store	30,893.60
Urology, P.A.	28,851.99
L. C. Costley, Jr., M.D.	28,789.95
Tupelo Anesthesia Group	28,224.35
Pathology Associates	28,075.00
Radiology of Tupelo, P.A.	28,003.72
Medical Center Drugs	27,478.41
S. Jay McDuffie, M.D.	25,113.10
Joe Bailey, M.D.	24,464.88
Richard Warriner, D.D.S.	24,445.00
Norris Crump, M.D.	23,655.01
Thomas D. Woolbridge, M.D.	23,306.21
Nelsons Discount Drugs	23,207.64
Jim Bain's Pharmacy	22,924.30
B. L. Walker, M.D.	22,789.31
J. Leighton Pettis, Jr., M.D.	22,433.10
Community Discount Drugs	22,370.57
Gilberts N. Miss. HHA	21,626.79
Chester K. White, M.D.	20,753.50
Tupelo Ortho. Clinic	20,206.20
Surgery Assoc. P.A.	20,098.12
E. A. Raines, M.D.	19,230.11
Glenn H. Bennett, M.D.	19,148.61

H. K. Hudson, M.D.	18,652.94
Toms Pharmacy, Inc.	18,615.57
John M. Blakey, M.D.	18,062.19
Joseph J. Chappell, Jr., M.D.	17,431.02
John W. McFadden, Jr., M.D.	16,987.47
James H. Neely, M.D.	16,943.48
C. J. Sanders, M.D.	16,473.24
E R Phy. N. MS Medical Center	15,851.20
Matthew B. Wesson, M.D.	15,570.67
WM. M. Myers, II, D.M.D.	15,027.00
Vernon Chase, M.D.	14,663.57
Douglas E. Clark, M.D.	14,360.64
N. Miss. Hem. & Oncol. Assoc.	12,981.60
N. Miss. Dialysis Service, Inc.	12,846.03
Joseph A. Pryor, M.D.	12,796.50
John W. Cox, M.D.	12,390.99
Roland P. Guest, M.D.	12,250.58
Lee H. Rogers, M.D.	11,805.43
H. Read Jones, M.D.	11,506.93
Marshall Edmondson, M.D.	11,408.26
Frank A. Nichols, M.D.	11,232.28
Royce H. Franks, M.D.	11,225.75
John Sanders, M.D.	11,145.08
William A. Gary, M.D.	11,140.43
Caldwell Hilbun Kirk	11,024.41
Daniel L. Brasfield, M.D.	10,787.37
David B. Moore, Jr., M.D.	10,465.94
Walgreen Drug Store	10,430.42
R. D. Field, D.D.S.	10,289.00
James T. Trapp, M.D.	10,073.85

LEFLORE COUNTY

Greenwood Leflore Hospital	2,401,833.51
Golden Age Nursing Home	1,315,738.35
Pemberton Manor	1,109,601.22
Care Inn Greenwood	1,035,109.86
Chaney's Pharmacy	303,580.80
Crick Med. Clinic Pharmacy	167,957.18
Brett Persons, M.D.	153,677.59
S. R. Evans, Jr., M.D.	147,019.00
Milton T. Person, Jr., M.D.	142,496.57
Edwin M. Meek, Jr., M.D.	122,569.50
E M S Clinic RHC	103,436.41
Gene E. Crick, M.D.	91,913.39
Durhams Drug Store	90,223.51
Solomon Holman, M.D.	87,073.97
M. Person, D.D.S, Den. Svc. P.A.	74,153.80
Economy Drugs	73,890.02
Charles M. Shields, D.D.S.	73,692.60
Crosstown Pharmacy	66,946.26
Barrett Hodges Drugs, Inc.	65,838.86
Clyde Smith, M.D.	55,051.23
Michael W. Coleman, M.D.	54,468.53
Frederick J. Bradshaw, M.D.	51,225.77
George J. Nassar, M.D.	47,420.99
Eckerd Discount Drugs	44,214.15
John Hey, M.D.	41,582.46
Fred's Pharmacy	38,185.63
John Alford, D.D.S.	36,077.60

Bowles Pharmacy, Inc.	34,195.74
William B. Jones, M.D.	32,513.30
Sta Home HHA - Grenada	26,650.83
Eastgate Pharmacy	26,511.28
Raymond W. Browning, M.D.	24,094.36
Paul Kosko, M.D.	23,936.27
S. H. Jeff Lambdin, M.D.	23,770.12
Carl P. Bernet	23,422.00
Fernando Lora, M.D.	23,198.69
Medical Center Phar.	22,490.44
Marilyn A. Barker, M.D.	21,180.50
J. F. Lucas, Jr., M.D.	20,580.76
Michael H. Carter, Jr.	20,440.82
Fred M. Sandifer, III, M.D.	20,148.56
James R. Hardin, M.D.	19,805.34
Horace T. Whitaker, M.D.	18,562.62
Eugene F. Webb	18,403.40
Greenwood rad. Grp. P.A.	18,154.56
Double M Rent All	18,087.02
Walter C. Moses, Jr., M.D.	17,587.98
Robert L. Garrett, M.D.	17,543.86
James S. Robbins, M.D.	14,972.47
Tallazoo Ambulance Service	12,942.23
Frank P. Stainback, D.M.D.	12,151.00
Debbie Gregory, D.M.D.	12,125.00
Fred M. Sandifer, Jr.	11,825.00
Jesse R. Hightower, M.D.	11,825.13

LINCOLN COUNTY

Res-Care, Inc.	1,778,759.76
Cartwheel Lodge Nursing Home	1,056,331.69
Kings Daughters Hospital	624,747.63
Brook Manor Nursing Center	499,756.14
Haven Hall Nursing Center	456,030.53
Silver Cross Nursing Home	315,205.45
Bane Drug Center	60,316.45
Super D Drugs 31	50,361.06
Cartwheel Lodge Drug Room	47,051.15
Brookhaven Drugs	46,182.87
Cases Pharmacy	41,585.08
Vernon W. Doster, M.D.	39,373.47
Sav On Drugs	38,461.95
Jim C. Barnett, Jr., M.D.	31,310.57
Dan T. Keel, Jr., M.D.	29,932.47
Joseph C. Hillman, M.D.	23,767.74
H. Russell Burns, D.D.S.	23,630.00
Bakers Pharmacy	23,007.16
Albert L. Lott, M.D.	21,637.24
Larue Brandt Baker, D.D.S.	19,407.30
Bane Drugs	17,002.29
J. J. Breeland, M.D.	16,630.32
Caleb W. Herndon, M.D.	16,347.73
Silver Cross Home	15,404.68
David Hill Strong, M.D.	14,933.38
Prentiss L. Smith, M.D.	14,609.90
Medi-Care Pharmacy	14,608.81
Legg Drugs	12,273.24
Louie F. Wilkins, Jr., M.D.	11,329.13
David N. Carner, M.D.	10,970.86

LOWNDES COUNTY

Golden Triangle Reg. Med. Center	1,055,163.15
Aurora Australis Lodge	821,740.23
Magnolia Manor Nursing Home	493,972.19
Columbus Hospital	243,698.44
Southern Drugs	91,331.88
Fairlane Drug Co.	68,357.77
Jo Newall Robinson, M.D.	63,843.75
John Robinson, D.D.S.	56,456.00
Kidney Care, Inc. RDU Col.	43,958.62
B. L. Sullivan, M.D.	39,975.61
Super X Drugs MS-1	39,626.70
Reeces Drug Store	36,308.11
Richard L. George, M.D.	32,523.65
Radiology Clinic	32,486.69
J. M. Griffith, M.D.	31,256.67
R. Franklin Colom, D.D.S.	30,018.00
Columbus Path. Lab. Ltd.	28,994.97
Alford Drug Co.	28,667.84
Medical Arts Pharmacy	28,224.74
Charles B. Dahlke, M.D.	27,366.92
Glenn B. Richardson, M.D.	26,050.29
William Akerman, D.M.D.	24,700.50
William R. Ford, M.D.	21,310.62
Sheltons Pharmacy	20,880.81
Gibsons Pharmacy	20,113.49
Williams Drug No. 1	19,903.84
Magnolia Manor	18,848.14
Albert H. Laws, M.D.	18,767.93
Int. Med. of Columbus	16,321.39
J. Henry Holleman, M.D.	14,436.56
Alexanders HHA, Inc.	13,546.16
William C. Gates, Jr., M.D.	13,260.37
C. Ray McEwen, Jr., M.D.	11,593.87
Laws Drug Store	11,486.84

MADISON COUNTY

Canton Nursing Center	1,578,302.89
Madison County Nursing Home	654,526.31
Madison General Hospital	357,929.67
Willard F. Bond Home	244,461.10
Canton Discount Drugs	129,967.36
Miss. Discount Drugs, Inc.	100,670.08
Guys Drug Store	98,114.14
Flora Discount Drugs	56,346.42
Allen's Drug Store (Canton)	48,011.71
E. G. Spivey, Jr., D.D.S.	44,048.00
Allens Drug Store (Canton)	42,831.56
Noble Drug Company	42,309.29
A. G. Hadjialexandrou, M.D.	42,132.51
Joe W. Terry, M.D.	35,668.32
Mosbys Drug Store	34,400.28
Jacobs Drugs	31,510.91
Terrel O. Bailey, M.D.	30,522.12
Madison Yazoo Leake FHC	29,400.73
Hudsons Pharmacy	28,683.99
George D. Allard, M.D.	26,480.10
William Truly, Jr., M.D.	24,785.77
Harry Bartee, M.D.	22,118.45

Joseph Clay, Jr., M.D.	19,889.41
Madison Yazoo Leake Ctr.	19,679.44
Thomas Keister, M.D.	19,666.78
Ridgeland Disc. Drugs	17,216.13
Mitchell B. Wells, D.D.S.	17,111.00
Allan P. Durfey, Jr., M.D.	16,609.59
E R Phy. Madison Co. Gen. Hosp.	13,742.00
Thomas L. Keister, M.D.	10,705.49
George A. Charmichael, M.D.	10,539.60

MARION COUNTY

Floodrian Manor Nursing Home	898,632.04
Marion County General Hospital	454,784.42
The Myrtles	358,321.90
Cedars Convalescent Center	348,775.64
Cook & Fortenberry	68,651.16
Shepards Pharmacy	66,292.65
Columbia Discount Drugs, Inc.	59,281.77
Sav on Drugs of Columbia	58,571.49
Family Clinic	50,225.15
Discount Drugs	49,792.24
The Harris Drug Company	40,514.91
Walker Brothers Druggist	32,588.11
Taylor's Pharmacy	32,109.34
James B. Conerly, D.D.S.	29,247.00
Robert Herrington, M.D.	14,474.34
Thomas B. Whitehead, M.D.	12,388.80
Jerry Q Gilder, D.D.S.	11,661.20
Dick Thomae, M.D.	11,330.92
Charles P. Bass, M.D.	11,010.10
Frank Fortenberry, M.D.	10,438.73

MARSHALL COUNTY

Care Inn Holly Springs	1,053,207.87
Marshall County Hospital	589,507.47
Tyson Drug Co.	179,576.75
Seale Drug Company, Inc.	132,846.55
Freeman's Pharmacy	124,805.19
Henley John Jones, D.D.S.	57,098.30
Robinsons Drug Store	53,420.19
Byhalia Drug Company	45,976.23
Joseph A. Hale, D.D.S.	38,112.00
Medical Center Pharmacy	33,307.81
Sam P. McClatchy, M.D.	29,213.10
Brooks V. Monaghan, M.D.	28,318.48
Marshall Co. Doctors Clinic.	24,077.20
W. H. Booth, M.D.	23,980.00
Olufemi O. Okunoren, M.D.	19,450.30
Marion V. Green, M.D.	18,099.33
Byhalia R H C	17,886.01
Charles M. McGahey, M.D.	17,422.70
Ivan Farmer, M.D.	17,296.16
Bettye R. Baptist, D.D.S.	15,035.20
J. T. Jones, O.D.	11,059.10

MONROE COUNTY

Hillcrest Manor	1,107,634.22
Aberdeen Monroe County Hospital	570,949.38

Amory Manor Nursing Home	898,053.02
Gilmore Mem. Hospital	486,153.53
McDuffie Pharmacy	105,289.84
Hudson Drugs, Inc.	70,412.79
Antonio Jamchuk, M.D.	60,155.86
Robert E. Coghlan, M.D.	57,787.35
Nancy A. Jamchuk, M.D.	57,327.05
Senters Drug Store	51,269.12
Peoples Drug Company	46,049.12
Sav-On Drugs	40,783.19
Lee R. Murphree, M.D.	38,772.60
Hall Pharmacy	32,669.05
Harco Drug, Inc. #225	32,367.05
William T. Oakes, M.D.	32,327.85
John N. Turnage, M.D.	30,996.28
James P. McVaugh, D.M.D.	26,668.50
Harco Super Drug	24,425.77
Greenhaw Pharmacy	22,269.47
The Prescription Center	17,863.64
Roger Wright, D.M.D.	17,102.80
East Drugs	15,969.98
Bruce Atkinson, M.D.	13,463.10
Hospital Pharmacy	12,525.04
G & Y Drug Store	11,554.79
Cutcliff Drug Co.	10,568.49
R. R. Lacey, O.D.	10,508.00

MONTGOMERY COUNTY

Winona Manor	1,035,989.95
Tyler Holmes Hospital	566,246.43
Kilmichael Hospital	133,068.58
Kilmichael Drug Store	109,335.35
William A. Middleton, M.D.	84,760.21
Moormans Drug Store	78,058.38
McDouglas Drug Store	75,639.94
Plaza Drug Store	72,385.00
L. C. Henson, M.D.	57,799.21
Bozones Pharmacy	48,272.40
David L. Meadows, M.D.	41,504.93
Millard S. Costilow, M.D.	25,935.03
Charles O. Williams, M.D.	19,285.24
Dennis A. Hoover, D.D.S.	16,554.00
Rebecca Hodges, M.D.	15,810.96

NESHOBA COUNTY

Neshoba County Nursing Home-DP	746,947.98
Neshoba County General Hospital	511,697.20
Browns Discount Drugs	77,400.07
Billy Gene Molpus, D.D.S.	77,110.30
Hamill Drug Store	75,674.30
Keas Hospital Pharmacy	64,609.43
C. N. Cannon, M.D.	49,443.57
Thompson Drug Store	48,614.67
Choctaw Health Center	42,525.11
Robert L. Moore, Jr., M.D.	38,642.83
Augustus P. Soriano, M.D.	37,607.58
Stribling Drug Store	35,214.92
Adkins Pharmacy	34,402.45

William A. Davis, M.D.	29,900.84
James H. Leigh, Sr., M.D.	23,027.41
Rudolph A. Posey	19,838.60

NEWTON COUNTY

Conva-Rest of Newton	1,016,947.58
Hilltop Manor Ltd.	549,660.77
Laird Hospital, Inc.	289,711.91
Rush Hospital	128,707.81
McBreath Drug Store	67,589.22
Wheeler Drug Store	50,163.91
Austin P. Boggan, M.D.	37,550.43
Moore's Pharmacy	34,032.21
Williams Drugs	33,169.83
Brown's Discount Drugs #2	32,598.70
Billy R. Shows, M.D.	29,932.11
John G. Alexander, M.D.	25,555.72
Alexanders Pharmacy, Inc.	24,259.18
Upton Drugs	22,524.42
Hilltop Manor N. H. Pharmacy	22,292.25
Rex Alvin Warnick, D.D.S.	15,092.00
Leo R. Radigan, M.D.	13,907.70
Earl L. Laird, M.D.	11,214.21

NOXUBEE COUNTY

Noxubee General Hospital	956,851.49
City Drug Store	140,606.45
Larry Morris, M.D.	119,734.32
B & O Pharmacy	108,906.17
Brooksville Pharmacy	105,172.10
Dudley E. Dickerson, D.D.S.	99,691.20
Patrick H. Gill, M.D.	98,280.56
Glen Pugh, M.D.	86,729.23
James C. Ratcliff, M.D.	66,069.94
Williams Drug Store	50,851.08

OKTIBBEHA COUNTY

Rolling Hills Nursing Center	1,612,096.68
Starkville Manor	922,984.99
Oktibbeha County Hospital	777,719.19
G. Leroy Howell, M.D., Ltd.	148,976.95
Tom Bailey Memorial Hospital	102,974.16
Wier Drug Co.	90,031.82
Booth Pharmacy	74,911.90
Champa Nagappa, M.D.	70,566.53
Wise Drug Store	67,665.48
Fieldeo Discount Drugs	63,696.50
Douglas L. Conner, M.D.	61,690.54
Southdale Drugs	60,642.53
Kermit D. Laird, M.D.	55,227.98
Harrison C. Walker, D.D.S.	31,969.50
Rodney W. Waldrop, D.D.S.	30,856.00
Medical Center Pharmacy	29,820.19
Starkville Discount Drugs	28,226.84
Michael Howe, M.D.	25,059.34
State Discount Drugs	23,488.04
Sue Haley Simmons, M.D.	23,473.42
Dempsey C. Strange, M.D.	22,383.06

Barbara Fleetwood, M.D.	17,207.82
George G. Walker, M.D.	16,028.09
Anne A. Roberts, M.D.	15,861.00
Leonard H. Brandon, Jr., M.D.	15,174.22
Walter D. Diaz, D.D.S.	14,793.60
Harco Drug, Inc. #227	13,134.85
Recco Drug Center #2638	13,113.95
Martin M. Pomphrey, M.D.	12,266.00
Thomas H. Price, M.D.	11,056.70
Autrey A. Presley, D.D.S.	11,003.00
Russell Ray Lyle, M.D.	10,144.30

PANOLA COUNTY

Batesville Manor Nursing Home	946,250.49
North Panola Hospital	612,426.21
South Panola Comm. Hospital	404,120.66
N. Panola Reg. Hosp. SNF	376,082.19
Michael E. Shaheen, M.D.	123,211.45
Sullivan's Drug Store	90,696.75
Haltom Drug Co.	69,576.42
City Drug Store	64,295.38
Saverex Drugs	63,034.09
Robert L. Gray, M.D.	59,112.03
Parkview Pharmacy	49,668.20
Mettetal Pharmacy	47,048.98
J. M. Smoot, M.D.	44,127.47
William A. Spencer, M.D., P.A.	38,871.83
Bailey Walgreen Agency	37,009.40
Mettesave Discount Drugs	36,055.67
Henry D. Stone, M.D.	34,515.30
City Drug Store, Inc.	31,071.59
Crenshaw Pharmacy	28,398.31
Larry W. Herring, D.D.S.	26,938.00
R. C. Purohit, M.D.	24,927.59
Kanwall Maniktahla, M.D.	23,961.32
Fred's	23,773.95
Ben J. Moore, M.D.	21,829.90
Medical Art N H Pharmacy	17,686.59
George C. Carlson, M.D.	17,659.68
Idah M. Cannon, M.D.	15,935.74
David E. Pruitt, D.D.S.	15,058.00
E. A. Steward, M.D.	14,569.02
Purnima R. Purohit, M.D.	13,681.45
David A. Ball, M.D.	12,268.81

PEARL RIVER COUNTY

Picayune Convalescent Home	882,829.49
L. O. Crosby Mem. Hospital	748,229.11
Pearl River County Nursing Home	278,413.68
Pearl River County Hospital	165,735.04
Pearl River Drug Co.	75,563.45
Picayune Drug Co.	64,216.44
Thomas McRaney, M.D.	64,085.98
Leo E. Gibson, M.D.	59,926.26
Medical Center Pharmacy	55,276.16
C. J. Blackburn, M.D.	37,188.16
Westside Pharmacy	33,226.07
Walker Pharmacy	32,786.77
Boones Pharmacy	30,659.62

Gibson Pharmacy, Inc.	28,224.06
Donald R. Berry, M.D.	21,275.27
Franklin R. Hayden, M.D., Ltd.	21,146.52
Willie F. Stringer, M.D.	20,729.62
Marc Chetta, M.D.	19,128.52
Eckerd Drugs #532	17,418.41
Lakshmi P. Nandiwanda, M.D.	16,641.90
L. O. Crosby Mem. Hosp. HHA	15,581.61
Don C. Rudeen, M.D.	14,493.52
Dewitt L. Bolton, M.D.	14,278.97
Katz & Besthoff #282	11,952.38
James L. Schrock, D.D.S.	10,207.30

PERRY COUNTY

Perry County General Hospital	240,035.37
Whites Discount Drugs	60,031.44
Beaumont Drugs	48,948.53
Carleys Drug Store	48,715.26
William E. Moak	38,884.42
Edwin H. Cole, M.D.	36,981.51
Stricklands Pharmacy	35,788.95
Harmon A. Foster, M.D.	27,217.42
New Augusta Clinic RHC	18,096.98

PIKE COUNTY

S.W. MS Regional Medical Center	1,479,143.28
Southwest Extended Care Center	921,324.24
McComb Extended Care Nursing Home	875,893.30
South Pike Community Hospital	149,667.29
Gillis Drug Store	103,963.08
Corner Drug Store	95,245.49
Herrington Rexall Drugs	60,333.39
Finch & Lewman, Inc.	52,940.54
Sav-On-Drugs, Inc. #2	51,650.46
Thrift Drugs	48,934.35
H. John Sanders, M.D.	45,890.43
Medical Center Pharmacy	43,785.06
Wendall B. Holmes, M.D.	40,603.98
Southwest Pharmacies, Inc.	34,278.47
Maria Gonzalez, M.D.	33,397.00
Edsel F. Stewart, M.D.	33,338.74
Gene Parker, D.D.S.	30,697.00
Victor L. Walsh, D.D.S.	27,263.00
State Pharmacy	24,518.59
William G. Gillies, M.D.	23,577.29
Kings Discount Drugs	23,572.39
Magnolia Discount Drugs	23,386.73
Will Austin, M.D.	22,735.00
Dale R. Davidson, M.D.	22,500.70
John W. Boyd, M.D.	22,141.59
Katz & Besthoff #247	20,826.53
C. Foster Lowe, M.D.	20,589.22
Ledon Langston, M.D.	20,361.00
E R Phy. S W Miss. Med. Ctr.	20,150.72
Tom Carey, M.D.	20,098.71
Alva Dillon, Jr., M.D.	19,716.12
H. Leggett George, D.D.S.	18,978.80
Julian T. Janes, Jr., M.D.	18,537.53
Henry L. Lewis, III, M.D.	18,032.82

James C. Boothe, M.D.	17,756.01
Thomas L. Moore, Jr., M.D.	17,639.90
James W. Pressler, M.D.	17,491.12
Harry C. Frye, M.D.	17,314.31
E. J. Price, Jr., M.D.	16,628.16
Edwin Bert Bradford, M.D.	16,506.60
Ralph L. Brock, M.D.	16,367.95
William H. Meyer, M.D.	16,145.35
Shelby Smith, M.D.	15,867.00
Benton E. Hewitt, M.D.	15,743.74
Patrick E. Tarpy, M.D.	15,654.30
B. L. Crawford, III, M.D.	15,356.90
William T. Mayer, M.D.	14,864.40
Sidney O. Ross, Jr., M.D.	14,749.45
Benjamin Simo, M.D.	14,572.80
Jep S. Brock, D.D.S.	13,868.00
Van R. Simmons, D.M.D.	14,826.70
Warren A. Hiatt, M.D.	10,427.06

PONTOTOC COUNTY

Gracelands	570,864.55
Pontotoc Community Hospital	335,915.56
Sunshine Rest Home	190,073.93
Pontotoc Community Hospital E.C.F.	125,436.66
James R. Medlin, M.D.	118,071.90
Montgomery Drug Company	74,518.87
Ramsey & Young Pharmacy	65,739.65
James W. Speck, M.D.	66,482.20
Whitworth-Ashmore Drug	37,218.85
Furr Drug Company	35,196.41
Pontotoc Pharmacy	29,769.82
James R. Hubbard, Jr., M.D.	21,975.62
John M. Patterson, M.D.	18,855.26
Foodway, Inc.	16,509.34
William B. Howard, M.D.	14,698.35

PRENTISS COUNTY

Althea Lodge Nursing Home, Inc.	639,402.31
Baptist Memorial Hospital	476,268.55
Oakview Rest Home	317,511.40
Cox Blythe Drug Co.	108,055.41
Houston Drug Store	62,104.58
Toms Drug Store	52,697.08
Davidson Discount Phar.	44,415.25
Smith Drug Co.	40,389.45
Baldwyn Discount Drug, Inc.	29,021.90
Booneville Drugs	28,152.13
Hills Discount Drug	26,607.85
Joseph Madera, M.D.	23,639.27
Paul C. Ellzey, M.D.	15,266.33
Joseph L. Hurst, M.D.	14,902.65
Charles D. Johnson, D.D.S.	12,305.14
Dwight A. Johnson, M.D.	12,195.08
Webster Cleveland, Jr., M.D.	12,055.47
Floyd Drug Co., Inc.	11,372.88
Samuel C. Galloway, M.D.	10,897.72

QUITMAN COUNTY

Quitman County Hospital	646,525.67
Quitman County Nursing Home	469,576.52
Stones Drug Store	165,955.95
City Drug Store	80,399.91
Dons Pharmacy, Inc.	79,905.06
Richard E. Waller, M.D.	74,162.69
James O. Goldman, D.D.S.	72,670.00
Marilyn Aiello, M.D.	49,527.08
Sledge Drug Store	42,067.79
Marshal B. Lynch, M.D.	37,145.75
Goly R. Henry, Jr., D.D.S.	37,031.00
James E. Warrington, M.D.	28,158.91
Lewis H. Cook, M.D.	27,027.90
Quitman Drug Co.	23,721.47
Quitman County Ambulance Service	22,655.73
Salvador Petilos, M.D.	20,813.37

RANKIN COUNTY

Hudspeth Center I.C.F., M.R.	2,851,536.91
Miss. State Hospital N.H.	1,584,355.00
Crossgate Manor, Inc.	1,554,396.18
Briar Hill Rest Home	425,324.35
Rankin General Hospital	276,653.75
Miss. State Hospital	244,763.00
Brandon Discount Drugs, Inc.	97,366.90
Richard E. Shuster, M.D.	59,514.86
Rhodes & Robby Drugs, Inc.	42,286.48
Johns Pharmacy	30,282.60
Robert Britt, M.D.	27,922.00
Don Gibson, M.D.	25,161.07
Delton Moore Discount Drugs	21,714.64
Rankin Discount Drugs	21,192.89
Perrys Drug Store	20,504.89
Major's Health Mart Phar.	15,106.92
Polk Crossgate Disc. Drugs	13,734.69
Paul E. Edwards, M.D.	11,384.38
Joseph W. Patch, D.M.D.	10,846.00

SCOTT COUNTY

Scott County Nursing Home	890,026.27
West Scott County Hospital	167,153.95
S. E. Lackey Memorial Hospital	155,620.59
Gibson Pharmacy	73,431.51
French's Pharmacy	57,338.74
Russells Drug Co.	54,914.45
Howard D. Clark, M.D.	50,555.92
Ott Drug Company	40,578.64
Webbs City Drugs, Inc.	39,323.50
John Paul Lee, M.D.	30,397.37
D & B Discount Drugs	30,017.49
Eckerd Drugs #599	26,579.73
Red's Woodland Pharmacy	25,781.40
Carleton Drug Store	18,897.99
Carter's Pharmacy	18,073.46
Jesse W. Austin, M.D.	17,259.83
Harold L. Russell, Sr., D.D.S.	16,368.00
William M. Lewis, M.D.	15,075.70
Roger D. Woods, D.D.S.	13,762.00
Scott County Ambulance Service	12,705.05
Archie Howard, M.D.	11,385.22

SHARKEY COUNTY

Care Inn Rolling Fork	524,087.66
Sharkey Issaquena Hospital	403,573.95
Village Pharmacy	113,554.95
Danny W. Jackson, D.O.	64,193.87
Windhams Discount Pharmacy	63,096.61
Robert H. F. Lynch, M.D.	51,835.18
Kim S. Yount, D.D.S.	36,984.50
Anguilla Drug Co.	17,238.02
Cary Christian Health Ctr.	15,015.12

SIMPSON COUNTY

Millcreek Rehab. ICF MR.	1,761,980.74
W. L. Jacquith ICF/MR Retard.	1,201,639.04
Hillcrest Health Center, Inc.	954,248.58
Mendenhall Nursing Home	378,278.73
Magee General Hospital	317,143.43
Simpson General Hospital	305,458.02
Choctaw Discount Drugs	90,560.88
McGuffee Drug, Inc.	71,100.56
Gene Polks Pharmacy	69,155.65
Service Drugs	67,758.67
Mendenhall Drug Co.	40,417.02
Magee Discount Drug Store	32,610.74
Patrick Pasco, D.O.	32,396.23
Dennis Adams, M.D.	23,324.21
Styrons Discount RX Shoppe	22,974.81
A. M. Chiemprabha, M.D.	20,108.69
W. G. Munn, M.D.	20,011.09
James H. Stuard, D.M.D.	19,258.00
R. S. Runnels, M.D.	18,646.82
James O. Stephens, M.D.	16,607.06
Chas. Pruitt, III, M.D.	13,112.10
Jack L. Herring, M.D., P.A.	12,334.20
Paul W. Clark, O.D.	10,312.42
Charles Pruitt, M.D.	10,040.99

SMITH COUNTY

Rolling Acres Ret. Center	1,095,345.57
Smith County General Hospital	194,081.32
Little Pharmacy	57,565.43
Farmers Drug Co.	43,827.04
Raleigh Pharmaceutical	42,113.37
Peoples Discount Drug	37,684.84
The House of Medicine	32,367.72
Wm. Douglas Owen, M.D.	32,026.04
Mize Discount Drugs	30,115.00
Fords Rexall Drugs	26,924.06
Verlon E. Hughes, D.D.S.	23,796.00
Vance Baucum, M.D.	21,199.35
Robert E. Jennings, M.D.	18,787.51
John R. Harper, M.D.	17,575.97
Jacob H. Shoemaker, D.D.S.	10,313.00

STONE COUNTY

Azalea Gardens Nursing Home	670,773.15
Stone County Hospital	223,690.97
Whites Pharmacy	39,088.59
Wilson's Pharmacy	31,662.57

Stone County Drugs	29,484.91
Johns Discount Drugs #3, Inc.	27,587.87
Wiggins Clinic LTD	23,864.00
Ray L. Cooley, D.D.S.	13,438.00

SUNFLOWER COUNTY

South Sunflower County Hospital	715,677.08
Ruleville Health Care Ctr.	694,198.07
North Sunflower Hospital	612,149.82
Care Inn Indianola	589,564.29
Travis Q. Richardson, M.D.	197,497.05
Martins Pharmacy	94,716.91
Spencer's Drew Pharmacy	80,448.56
Parkers Pharmacy	76,991.29
M. Person, D.D.S. Den. Svc. P.A.	76,930.30
Edwards Rexall Drugs	72,553.43
W. Tom Martin, D.D.S., P.A.	66,595.50
Rawls Drug Store	65,491.86
Gilbows Pharmacy	65,001.86
Warrens Childrens Service	64,978.00
Jack W. Crowell, M.D.	60,135.55
Joseph A. Hull, M.D.	59,085.54
W. L. Prichard, M.D.	56,355.04
Adelo Aquino, M.D.	52,813.75
Whites Drug Store	49,725.48
Donald Drug Company	47,218.67
W. H. Rose, M.D.	44,709.18
Guy H. Robinson, M.D.	43,156.31
Robert N. Hurt, M.D.	42,647.88
Caldwell Drug Co., Inc.	41,088.34
Spencers Drugs	36,307.42
William Hood, D.D.S.	33,424.00
Collins Drug Store	32,563.94
Magic Mart Pharmacy	26,402.03
Delta Inc./DBA Lee Pharmacy	22,224.01
Lowell Jones, Jr., O.D.	22,145.98
Horne Drug Store	21,976.82
Charles M. Dorrough, Jr., M.D.	17,491.62
David L. Rogers, O.D.	16,204.07
Bernard W. Ellis, O.D.	11,374.16

TALLAHATCHIE COUNTY

Tallahatchie General Hospital	347,123.22
Tallahatchie Gen. Hospital EC	235,794.53
Sumner Drug Store	147,879.77
Charleston Drug Co.	85,965.49
Theodore T. Lewis	85,375.50
Southern Discount Drug	71,796.96
John M. Cross, M.D.	66,727.13
Woods Drug Store, Inc.	62,722.76
W and D Pharmacy	58,860.55
William R. Bolen, D.D.S.	41,114.00
Salvador Petilos, M.D.	35,869.80
Ronal F. Roberson, M.D.	34,523.00
Emily Pender, M.D.	21,321.70
S. Joseph Warshawski, M.D.	20,887.77
Sumner Clinic	17,732.70
Roch Lefebvre, M.D.	16,348.18
Mid-Delta HHA Sub-Unit	16,067.11

TATE COUNTY

Senatobia Convalescent Center	905,345.17
Senatobia Community Hospital	881,201.15
City Drug Co., Inc.	77,457.90
Varner Drug Co.	63,738.26
Coldwater Pharmacy	53,705.97
Mays Pharmacy	51,606.66
Flowers Drug Store	47,926.28
Comm. Discount Pharmacy, Inc.	42,626.87
Hugh M. Monteith, III, D.D.S.	41,050.30
D. D. Sidhu, M.D.	36,049.50
John D. Rogers, D.D.S.	35,296.95
Ethelyn Smith, M.D.	34,304.27
John L. Black, M.D.	33,787.32
Freds Pharmacy	24,336.77
H. Grady Marlow, M.D.	18,337.38
D. D. Sidhu, M.D.	16,786.00
Audie M. Adams, M.D.	13,849.43
Amornral Aftandillian, M.D.	13,362.32
Emil E. Aftandilian, M.D.	12,722.10

TIPPAH COUNTY

Ripley Manor	1,027,480.19
Tippah County Hospital	793,295.97
Rest Haven Nursing Home	557,603.02
City Drug Company, Inc.	106,488.96
Ripley Drug company	98,191.58
Hollis Discount Pharmacy	95,635.33
James Discount Drugs	81,499.20
Locks Drug Store	65,338.38
Blue Mountain College Drugs	59,791.27
Horton Taylor, Jr., M.D.	37,619.14
Marion E. Hill, D.D.S.	35,102.00
E. George Farrell, M.D.	27,093.42
Thomas L. Ketchum, M.D.	24,097.11
Tommy T. Simpson, M.D.	22,826.29
James R. Medlin, M.D.	17,920.40
Orville P. Stone, M.D.	17,607.76
Charles M. Elliott, M.D.	17,257.01
Gerald M. Walden, M.D.	13,111.91
Dwalia South, M.D.	12,725.98

TISHOMINGO COUNTY

Pickwick Manor	1,066,425.43
Tishomingo County Hospital	424,078.94
Super B Drugs #121	94,668.40
Yarber Drug Store	67,120.06
Rushing Drug Co.	49,833.46
Iuka Discount Drugs	37,125.29
Curtis Brothers Drug Store	28,884.11
Kelly S. Segars, M.D.	26,428.65
Kenneth Draper, M.D.	25,320.05
Bobby F. King, M.D.	17,809.75
Alphonsus Flannery, M.D.	17,456.66
Ben Earl Kitchens, M.D.	16,939.60
Gatlins Pharmacy	12,147.06

TUNICA COUNTY

Tunica County Hospital	558,538.12
John D. Dial, M.D.	169,000.09
Tunica Quality Drugs	156,003.46
Tunica Pharmacy, Inc.	155,032.33
Salim Wahab, M.D.	106,966.32
T. L. Turpin, D.D.S.	24,752.50
Tunica County Hosp. HHA	11,356.41

UNION COUNTY

Roselawn Nursing Home	1,027,813.28
Union County General Hospital	944,653.97
Hospital Pharmacy	81,504.40
Medical Center Pharmacy	55,053.55
Gray Drug Company	43,758.70
Catt Drugs	41,602.32
Harco Super Drug #224	40,088.85
Samuel Creekmore, III, M.D.	27,352.42
Eddie E. Bramlitt, M.D.	26,978.50
Eastgate Pharmacy	26,280.49
New Albany Surgical Gr.	25,058.66
Bruce A. Bullwinkel, M.D.	22,470.80
David B. Ellis, M.D.	20,802.02
Gibsons Pharmacy	17,515.29
Stephen M. Shirley, M.D.	16,389.80
Kenneth R. Cargile, M.D.	14,980.00
Richard H. Russell, M.D.	12,382.25
Family Medical Clinic	12,125.06
Thomas A. Shands, M.D.	10,594.82

WALTHALL COUNTY

Walthall County General Hospital	811,635.00
Tylertown ECF	538,317.17
Bill Dora Nursing Home, Inc.	403,733.93
Adams Discount Pharmacy	110,347.17
Kantan P. Butani, M.D.	95,254.11
Pigotts Drug Store	76,709.41
Holmes Discount Drugs	74,119.01
Breland Drug Company, Inc.	56,559.02
Posavnik S. Gararaj, M.D.	39,868.31
B. L. Crawford, Jr., M.D.	36,664.46
Walter W. Crawford, M.D.	30,940.85
B. M. Mitchell, D.D.S.	30,400.00
Roger A. Stroud, Jr., M.D.	24,265.40
Leonard G. Beckham, D.D.S.	17,450.00
Santhosh Reddy, M.D.	16,734.29
Albert R. Lee, Jr., M.D.	15,947.74
H. W. Pittman, M.D.	11,729.64
John C. Barrett, D.D.S.	10,072.00

WARREN COUNTY

Vicksburg Trace Haven	913,206.13
Vicksburg Convalescent Home	779,330.60
Kuhn Memorial State Hospital	643,979.18
Shady Lawn Nursing Home	495,336.92
Mercy Regional Medical Center	400,958.65
Vicksburg Hospital, Inc.	318,641.86

Durst Discount Drugs	78,897.09
Corner Drug Store	62,750.01
Peoples Drug Store, Inc.	62,612.29
Howard Medi Save Pharmacy	53,725.40
Haworth Home Health	52,556.48
Colonial Discount Drugs	45,505.14
K. S. Potnis, M.D.	45,492.50
Ollie Hardaway, Jr., D.D.S.	40,759.16
John Cofield Stepan, M.D.	33,860.91
Donald Jackson, D.D.S.	25,005.00
Battlefield Discount Drugs	23,736.19
E R Phy. Kuhn Memorial Hospital	19,705.50
Clay Street Drug Store	19,574.67
J. M. Ross, M.D.	18,061.48
Paul Pierce, M.D.	17,840.41
Deborah Smith, M.D.	15,828.75
Kidney Care Vicksburg	14,961.61
Walgreen Co.	14,604.63
Street Clinic Lab	13,961.89
Waverly C. Artz, D.D.S.	13,556.00
Mercy Home Health Service	12,747.46
F. T. McPherson, M.D.	11,242.83
Lamar F. McMillin, M.D.	11,042.75
Judy F. Burroughs, M.D.	10,150.10
Donald S. Hall, Jr., M.D.	10,054.98

WASHINGTON COUNTY

Delta Medical Center	1,980,359.32
Greenville Convalescent Home, Inc.	1,097,017.24
Miss. Extended Care of Greenville	1,040,614.51
South Washington County Hospital	833,277.92
Autumn Leaves Nursing Home	363,612.32
Arnold Avenue Nursing Home	329,890.78
Correro Pharmacy	266,847.58
Kings Daughters Hospital	265,875.93
Sanders Pharmacy #2	128,729.09
Witte W. S. Memorial Hospital	110,272.58
City Drug Store	105,374.93
William H. Spragins, M.D.	139,190.83
Condon E. Union Pharmacy	95,600.63
Med View Pharmacy	94,350.36
Kidney Care G'ville RDU	86,182.88
Hollandale Clinic	80,754.83
P. D. Condon Drug Store	80,212.47
Peoples Drug Store	75,984.35
Turners Pharmacy	68,939.32
J. Edward Hill, M.D.	125,411.57
Hollandale Clinic, P.A.	64,510.00
G'ville-H'dale Clinic	63,641.36
Matthew J. Page, M.D.	62,110.53
John M. Estess, M.D.	95,518.15
Charles H. Burton, Jr., D.D.S.	54,813.00
Paul D. Jackson, M.D.	51,470.80
Sidney Prosser, M.D.	43,802.75
Robert T. Love, Jr., M.D.	42,582.70
Azlin Drug Store	41,924.69
E R Phy. Delta Medical Center	35,742.60
Eckerds Drug	35,409.16
Hollandale Area IHHA	58,499.35

Sanders Pharmacy #1	31,734.62
A & A Home Health Equipment, Inc.	29,237.11
Thomas H. Simmons, M.D.	29,047.88
John D. Louwerens, M.D.	26,877.60
Super D #126	25,453.04
Robert Z. Fialko, M.D.	22,747.74
Clarence B. Clark, D.D.S.	22,341.00
William A. Williamson	22,299.65
Sidney H. Prosser, M.D.	21,838.14
Clarence B. Clark, Jr., D.D.S.	21,303.00
Robert P. Bowman, M.D.	20,406.52
Kelly D. Alexander, Jr., D.D.S.	18,598.00
Joseph S. Bennett, D.D.S.	17,740.00
Delta Discount Drugs	17,647.26
Condons Fairview Pharmacy	15,933.11
T. Y. Williford, Jr., M.D.	14,675.00
D. N. Blaylock, M.D.	13,402.25
Village Pharmacy	12,903.24
John C. Sandefur, M.D.	12,892.11
Phillip Doolittle, M.D.	12,704.04
Hugh A. Gamble, II, M.D.	12,510.17
Brunswick R. Wong, O.D.	12,439.57
Russell B. King, Jr., D.D.S.	11,566.70
Fontanas Discount Drugs	11,416.31
Victor F. Carey, M.D.	10,367.33
Gary Dalton, D.D.S.	10,341.00
John M. Brooks, Jr., M.D.	10,083.23

WAYNE COUNTY

Wayne General Hospital	1,064,624.41
Restful Acres Nursing Home	507,209.59
Stanley Pharmacy	92,743.57
Clanton Drug Co.	72,109.40
W. W. Walley, M.D.	66,608.20
Bonner Discount Drugs	59,380.79
Arthur E. Wood, III, M.D.	59,082.90
Travis Pharmacy	50,276.86
Joseph D. Stringer, D.D.S.	35,515.80
James P. Wood, M.D.	33,996.16
Lab Discount Drugs, Inc.	30,690.01
Lomax Discount Drugs	29,862.48
W. D. Young, M.D.	23,153.53
David L. Rice, D.M.D.	21,918.00
William M. Ross, M.D.	19,553.68
Garey A. Bonner, D.M.D.	19,096.00
Dixie Drug	17,787.24
Cirila L. Reyes, M.D.	15,234.50
Amos Belknap, M.D.	11,585.00
Wayne Gen. Hospital HHA	11,493.17
E R Phy. Wayne General Hospital	10,225.00
W. D. Newsom, O.D.	10,119.60

WEBSTER COUNTY

Eupora Health Care Center	783,307.60
Webster General Hospital	398,987.06
Booth Drugs	96,776.16
Murphy Drug Company	80,017.17
Charles A. Ozborn, M.D.	64,154.52

Embry Drug	47,568.66
James E. Booth, M.D.	29,354.07
William B. Gifford, M.D.	25,205.87

WILKINSON COUNTY

Field Mem. Comm. Hospital	596,296.07
Martens Drug Store	68,987.05
Louis J. Owens, M.D.	65,933.30
City Drug Store	57,497.30
David B. McGraw, M.D.	47,700.55
Normans Discount Drugs	46,900.31
Field Clinic Pharmacy	35,053.62
Aubrey H. Nichols, M.D.	32,306.69
Jack Quinn Causey, M.D.	31,781.08
Thomas Lobrana, D.D.S.	29,857.50
T. Delton Moore, D.D.S.	25,600.80
Richard J. Field, Jr., M.D.	24,469.14
John B. Flood, M.D.	16,272.71
Centerville Drugs	13,290.55
C. E. Catchings, Jr., M.D.	10,998.45

WINSTON COUNTY

Winston County Comm. Hospital	589,857.08
Tri County Nursing Home	502,552.23
Winston Co. Nursing Home	374,419.47
Louisville Discount Drugs	158,100.56
David T. Wilson, M.D.	79,220.42
Tabor Drugs	70,331.95
Charley McCool Pres. Gift	50,672.23
F. Horton Giffin, D.D.S.	42,892.00
Boswell Rexall Drugs	36,564.99
Tillman Pharmacy	34,925.72
David D. Richardson, M.D.	27,373.10
Robert T. Land, D.D.S.	23,654.80
Hickman Drugs	22,661.60
James F. Calloway, M.D.	21,849.81
Dewitt G. Crawford, M.D.	21,815.40
Scotts Pharmacy	18,798.37
Glenn Peters, M.D.	12,831.89

YALOBUSHA COUNTY

Yalobusha County Nursing Home	290,527.85
Yalobusha General Hospital	212,492.02
Turnage Drug Store	55,446.51
The Drug Store	37,688.90
Walleys Medical Center Pharmacy	26,287.98
M and R Super Drug	26,048.71
Dalton E. Spears, M.D.	23,065.34
Joe W. Walker, M.D.	16,968.81
Andy Jones, D.D.S.	15,813.60
Mitchell's Drug Store	10,453.12

YAZOO COUNTY

Care Inn Yazoo City	1,493,020.77
Kings Daughters Hospital	350,059.64
Vanjons Pharmacy	135,823.20
William N. Nelson, Jr., D.D.S.	130,318.70

Webbs Pharmacy	124,004.57
Essco Discount Drug Ct., Inc.....	104,649.41
David Gilder, M.D.	51,139.95
Physicians & Surgeons Pharmacy	50,100.89
Webb Nagle Drug, Inc.	41,550.36
Harrison V. Pittman, Jr., D.D.S.	38,271.30
Marion L. Sigrest, M.D.	24,698.87
William P. Thompson, M.D.	21,328.58
Roland H. Stevens, M.D.....	17,424.04
K & B #284, Inc.....	17,341.28
Cyril A. Walwyn, M.D.	13,746.64
Madison/Yazoo/Leake Hlth. Ctr.	13,347.48
Zachary Taylor, M.D.....	11,225.12

OUT OF STATE

Univ. of So. Alabama Medical Center	78,970.76
Mobile Infirmary Assn.....	68,378.96
Red Bay Hospital	33,860.59
Hill Hospital of York	28,413.00
Druid City Hospital Tuscaloosa.....	13,792.02

American Hlt. Supply, Inc. Florence, AL.....	10,380.27
Artificial Organs Div. Chicago	12,277.17
St. Lukes Hosp. Davenport, IA	13,825.28
Ochsner Foundation Hospital	33,953.38
Tulane Medical Center Hospital	26,991.92
Greater Baton Rouge Kid.	23,880.12
Slidell Memorial Hospital.....	19,256.39
Southern Baptist Hosp. New Orleans	15,569.98
Roche Biomedical Lab, Inc.....	112,952.04
Larry Carruth, M.D. Jackson, TN	12,309.43
Lebonheur Childrens Hosp. Memphis	543,141.26
Baptist Memorial Hospital	531,788.68
Methodist Hospital of Memphis.....	455,193.66
City of Memphis Hospital	358,227.95
St. Francis Hospital Memphis	128,653.71
Center Pharmacy	49,463.46
St. Joseph Hospital.....	26,772.28
U. T. Hospital	26,118.00
Mid South Hospital	19,627.72
Super D #134	14,434.15
The Medifac Co., Inc. Memphis	12,789.36