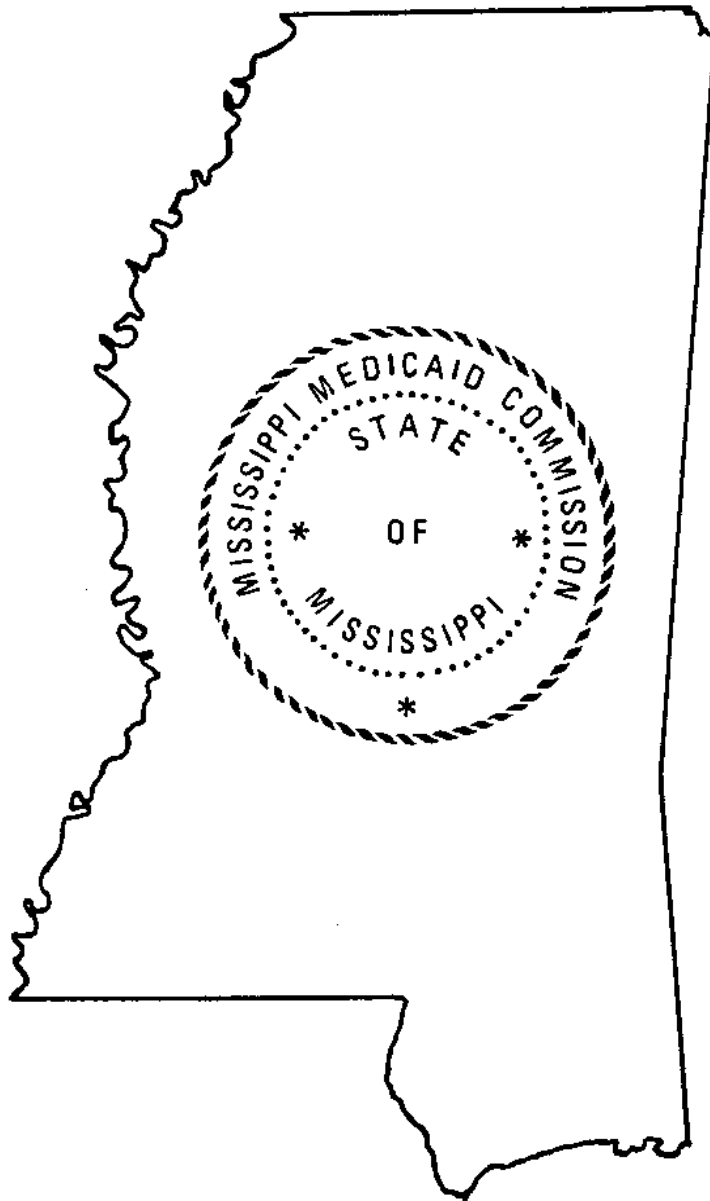


MISSISSIPPI MEDICAID COMMISSION



**TWELFTH ANNUAL REPORT
JULY 1, 1980 - JUNE 30, 1981**



Mississippi Medicaid Commission

P. O. BOX 16786
JACKSON, MISSISSIPPI 39206
(601) 354-7464

B. F. SIMMONS
DIRECTOR

JIMMIE U. CRANE, CHAIRMAN
GEORGE S. SMITH
CHARLES H. SHAMBURGER, III
SEN. GLEN S. DEWEESE
SEN. WM. EDWARD ELLINGTON
REP. DON W. RICHARDSON
REP. F. EDWIN PERRY

Honorable William Winter
Governor of Mississippi
and
Members of the Mississippi State Legislature

Ladies and Gentlemen:

We submit herewith the twelfth Annual Report of the Mississippi Medicaid Commission, covering the fiscal year ended June 30, 1981. It is being submitted in accordance with requirements of Section 43-13-127 of the Mississippi Code of 1972, as amended. In it we have attempted to provide a broad range of factual information about Mississippi's Medicaid Program in an effort to keep you and the general public fully informed.

We wish to acknowledge the vital roles played by the State Department of Public Welfare, the State Board of Health, the Mississippi Foundation for Medical Care, and the Medicaid Fiscal Agent, Blue Cross and Blue Shield of Mississippi, Inc., in the ongoing administration of the Medicaid Program. We also wish to acknowledge the Health Professionals in our State who provide the necessary health services and who offer technical assistance to the Medicaid Commission through its advisory committees.

On behalf of approximately 366,000 Mississippians who are helped through the Medicaid Program, we wish to thank the Governor and the Members of the Legislature for their continuing to make these services available.

Respectfully submitted,


B. F. Simmons,
Director

BFS/JWW/krc

INTRODUCTION

Medicaid is a program of medical assistance for the needy administered by the states using State appropriated funds and Federal matching funds within the provisions of Title XIX of the Social Security Act as amended. In Mississippi, the Medicaid program began on January 1, 1970. The program is administered in Mississippi by the Medicaid Commission by authority of Section 43-13-101 et. seq. of the Mississippi Code of 1972. Section 43-13-105 of the Code designated the State Department of Public Welfare as the certifying agency for determining eligibility for Medicaid from January 1970 thru June 30, 1981.

The medical care provided by the state program varies widely from state to state. A few states limit coverage to those services required by the Social Security Act while several states cover all permissible services. During Fiscal Year 1981, Mississippi provided coverage for seven optional services in addition to the nine mandatory services. Services provided in Mississippi were:

Mandatory Services:

- Inpatient Hospital Service
- Outpatient Hospital Service
- Other Laboratory and X-Ray Services
- Skilled Nursing Home Services
- Physicians Services
- Early and Periodic Screening, Diagnosis and Treatment Services (for age 20 and under)
- Home Health Services
- Family Planning Services
- Rural Health Clinic Services

Optional Services

- Prescribed Drugs
- Dental Services (Emergency extractions for adults)
- Intermediate Care Facility Services
- Eyeglasses (necessitated by eye surgery)
- Hospital Institutional Services for Tuberculosis (For age 65 and over)
- Christian Science Sanatoria Care and Services
- Emergency Ambulance Services

MEDICAID ELIGIBLE

In the text of this report, the term eligible refers to a person who has been certified by the Department of Public Welfare as having met the necessary requirements to receive Medicaid benefits under one of the following approved categories:

- Aged (65 and over)
- Blind
- Disabled
- Aid to families with Dependent Children (AFDC)
 - Children within the families (AFDC Children)
 - Caretaker relative for the children (AFDC Adults)
- Child Welfare Service Foster Care Children (CWS Foster Care)

In each instance, the individual must meet the requirements of financial need and relatedness to the category for which he applies. 'Relatedness' also includes the following statutory extensions of coverage.

- Unborn children over four (4) months of age
- Children 18 to 21 years of age who meet all AFDC requirements except age (the caretaker relatives are included in coverage)
- Children who meet eligibility requirements for AFDC except for the "living with" factor and are placed in a private foster home with payment made from AFDC funds.
- Persons who are patients in a medical facility and who, if they left such facility, would qualify for assistance (money) payments under Aged, Blind, Disabled, or AFDC Programs.

Persons meeting all requirements for eligibility except the income limits may become eligible for Medicaid in certain situations through a "spend down" procedure whereby the excess income is either spent or obligated for medical services.

During FY81 Mississippi statutes assign the responsibility of determining eligibility for the Medicaid Program to the Mississippi State Department of Public Welfare. Prior to January 1, 1974, this was largely a by-product of the Welfare Department's regular work in processing applications for public assistance grants, and there was little additional cost to the state since Medicaid eligibility was automatic for those persons found eligible for a money payment. This is still true with respect to the AFDC category and CWS Foster Care category. However, on January 1, 1974, a Federal Program of financial assistance to the Aged, Blind, and Disabled transferred Public Assistance from the State Department of Public Welfare to the Federal government. However, Public Law 92-603 which amended Title XVI of the Social Security Act gave states the option of continuing to determine Medicaid eligibility for these categories or to provide Medicaid assistance to those receiving SSI. Mississippi chose to continue eligibility determination by the State Department of Public Welfare thru June 30, 1981. During the 1981 Legislative Session the Mississippi Medicaid Commission was authorized to provide coverage to all SSI recipients beginning fiscal year 1982.

With 7,643 applications for medical assistance pending at the beginning of Fiscal Year 1981, an additional 39,203 applications were received at the County Welfare Offices throughout the year. Of these 28,057 were approved and 16,730 were denied or disposed of for other reasons. At the end of the year, 2,059 applications were still pending. Eligibility certification is represented by a Medicaid Identification Card, valid for one month only. The Department of Public Welfare mails a new card monthly to each eligible person except Foster Care Children. Cards for the latter are issued semi-annually. Information contained on the Medicaid card includes the individual's name, unique identification number and current period of eligibility. It must be shown to the provider each time a medical service is requested.

During Fiscal Year 1981, 366,723 persons in Mississippi were eligible for Medicaid benefits. The length of eligibility periods for these persons covered all possibilities - from one day to the entire year. Table 1 gives the eligibility count with the corresponding percentages for the program categories. In Table 1, the monthly number of eligibles is shown by program category.

TABLE 1

TOTAL NUMBER OF PERSONS ELIGIBLE AND MONTHLY AVERAGE NUMBER OF PERSONS ELIGIBLE WITH PERCENTAGE DISTRIBUTION BY PROGRAM CATEGORY FOR FISCAL YEAR 1981

Program Category	Total Number of Eligible Persons	Percent of Total	Monthly Average Number of Eligible Persons	Percent of Total
Total	366,723	*	294,651	*
Aged	75,423	20.6	74,556	25.3
Blind	1,878	0.5	1,486	0.5
Disabled	52,296	14.2	30,988	10.5
AFDC Children	183,886	50.1	145,640	49.4
AFDC Adults	52,170	14.2	41,258	14.0
CWS Foster Care	1,070	0.3	723	0.2

*does not total 100% due to rounding

TABLE 2

NUMBER OF PERSONS ELIGIBLE FOR MEDICAID SERVICES BY MONTH AND BY PROGRAM CATEGORY FOR FISCAL YEAR 1981

MONTH	TOTAL	AGED	BLIND	DISABLED	AFDC CHILDREN	AFDC ADULTS	FOSTER CARE CHILDREN
July	292,095	75,168	1,515	30,063	143,734	40,800	815
August	292,563	75,043	1,500	30,259	144,106	40,906	749
September	293,343	74,910	1,497	30,359	144,773	41,096	708
October	294,349	74,962	1,493	30,675	145,232	41,226	761
November	294,595	74,806	1,489	30,813	145,445	41,286	756
December	295,333	74,784	1,488	30,970	145,953	41,431	707
January	296,189	74,657	1,488	31,120	146,631	41,623	670
February	296,292	74,380	1,485	31,268	146,816	41,676	667
March	294,544	73,877	1,478	31,296	146,648	40,628	617
April	296,206	73,903	1,477	31,711	146,735	41,653	727
May	295,182	73,973	1,463	31,632	145,946	41,429	739
June	295,130	74,215	1,458	31,691	145,659	41,347	760
Monthly Average	294,651	74,556	1,486	30,988	145,640	41,258	723

ELIGIBLES BY COUNTY OF RESIDENCE

The population estimates for 1980 (as computed by the Bureau of the Census, U. S. Department of Commerce) and the number of persons eligible for Medicaid on June 30, 1981, are listed by counties in Table 3. The 1980 census figures are the latest available. Holmes had the highest percentage of Medicaid eligibles with 38.6 percent, and Jackson County had the lowest percent, 5.3 percent.

TABLE 3
BUREAU OF CENSUS POPULATION ESTIMATES
FOR MISSISSIPPI COUNTIES FOR 1980 AND
NUMBER OF PERSONS ELIGIBLE FOR MEDICAID FOR FISCAL YEAR 1981.

County	County Population	Number of Medicaid Eligibles	Percent of Population
Adams	38,035	6,682	17.6
Alcorn	33,036	3,089	9.4
Amite	13,369	1,677	12.5
Attala	19,865	3,009	15.1
Benton	8,153	1,285	15.8
Bolivar	45,965	12,339	26.8
Calhoun	15,664	2,172	13.9
Carroll	9,776	1,663	17.0
Chickasaw	17,853	2,337	13.1
Choctaw	8,996	1,627	18.1
Claiborne	12,279	2,588	21.1
Clark	16,945	2,352	13.9
Clay	21,082	3,510	16.6
Coahoma	36,918	10,043	27.2
Copiah	26,503	4,565	17.2
Covington	15,927	2,980	18.7
DeSoto	53,930	3,854	7.1
Forrest	66,018	7,366	11.2
Franklin	8,208	1,465	17.8
George	15,297	1,546	10.1
Greene	9,827	1,047	10.7
Grenada	21,043	3,356	15.9
Hancock	24,537	2,471	10.1
Harrison	157,665	14,666	9.3
Hinds	250,998	34,460	13.7
Holmes	22,970	8,862	38.6*
Humphreys	13,931	3,846	27.6
Issaquena	2,513	521	20.7
Itawamba	20,518	1,671	8.1
Jackson	118,015	6,240	5.3*
Jasper	17,265	2,898	16.8
Jefferson	9,181	2,844	31.0
Jefferson Davis	13,846	2,931	21.2
Jones	61,912	6,362	10.3
Kemper	10,148	1,476	14.5
Lafayette	31,030	2,794	9.0
Lamar	23,821	2,405	10.1
Lauderdale	77,285	9,970	12.9

TABLE 3 (Concluded)

County	County Population	Number of Medicaid Eligibles	Percent of Population
Lawrence	12,518	1,817	14.5
Leake	18,790	3,067	16.3
Lee	57,061	5,133	9.0
Leflore	41,525	9,239	22.2
Lincoln	30,174	3,622	12.0
Lowndes	57,304	7,472	13.0
Madison	41,613	8,267	19.9
Marion	25,708	3,900	15.2
Marshall	29,296	5,884	20.1
Monroe	36,404	4,349	11.9
Montgomery	13,366	3,393	25.4
Neshoba	23,789	3,131	13.2
Newton	19,944	2,461	12.4
Noxubee	13,212	3,616	27.4
Oktibbeha	36,018	4,683	13.0
Panola	28,164	5,496	19.5
Pearl River	33,795	3,935	11.6
Perry	9,864	1,768	17.9
Pike	36,173	6,687	18.5
Pontotoc	20,918	2,276	10.9
Prentiss	24,025	2,301	9.6
Quitman	12,636	3,125	24.7
Rankin	69,427	3,675	5.3
Scott	24,556	3,446	14.0
Sharkey	7,964	2,403	30.2
Simpson	23,441	2,735	11.7
Smith	15,077	1,602	10.6
Stone	9,716	1,006	10.4
Sunflower	34,844	7,888	22.6
Tallahatchie	17,157	4,723	27.5
Tate	20,119	3,644	18.1
Tippah	18,739	2,615	14.0
Tishomingo	18,434	1,396	7.6
Tunica	9,652	3,598	37.3
Union	21,741	2,302	10.6
Walthall	13,761	3,167	23.0
Warren	51,627	6,576	12.7
Washington	72,344	15,537	21.5
Wayne	19,135	3,642	19.0
Webster	10,300	1,655	16.1
Wilkinson	10,021	2,484	24.8
Winston	19,474	3,672	18.9
Yalobusha	13,139	2,110	16.1
Yazoo	27,349	6,256	22.9

MEDICAID RECIPIENTS

During Fiscal Year 1981, 316,470 different persons benefited from one or more of the medical services covered by the Medicaid Program. This was an increase of 7,419 persons or 2.4 percent from Fiscal 1980. The distribution among the program categories remained relatively the same for the unduplicated totals.

TABLE 4

Table 4 illustrates the recipient distribution by program category while Table 5 shows the monthly recipient count by program category.

Program Category	FY 1981 Number of Recipients	Percent of Total	Monthly Average Number of Recipients	Percent of Total
Total	316,470	100.0	153,233	100.0
Aged	68,910	21.8	55,957	36.5
Blind	1,452	0.5	876	0.6
Disabled	47,778	15.1	23,805	15.5
AFDC Children	150,055	47.4	49,768	32.5
AFDC Adults	47,463	15.0	22,592	14.7
CWS Foster Care	812	0.2	235	0.2

TABLE 5

NUMBER OF PERSONS RECEIVING ONE OR MORE MEDICAL SERVICES BY PROGRAM CATEGORY FOR FISCAL YEAR 1981

Month	Total	Aged	Blind	Disabled	AFDC Children	AFDC Adults	CWS Foster Care
July	165,374	58,012	952	24,202	56,862	25,024	322
August	155,453	58,424	900	23,491	49,218	23,156	264
September	142,985	54,958	858	22,286	44,060	20,640	183
October	170,121	58,365	979	24,814	58,544	27,106	313
November	147,455	53,840	841	22,326	47,879	22,343	226
December	136,394	53,014	789	21,943	40,510	19,948	190
January	145,121	53,242	782	22,328	47,607	20,965	197
February	161,910	55,338	895	24,025	58,040	23,377	235
March	168,080	59,009	916	25,212	58,163	24,559	221
April	150,621	55,862	854	23,998	47,519	22,151	237
May	136,036	52,688	765	22,200	40,499	19,693	191
June	159,250	58,738	975	28,839	48,316	22,145	237
Monthly Average	153,233	55,957	876	23,805	49,768	22,592	235

UTILIZATION RATE

In Fiscal year 1981, the average monthly utilization rate rose from the 49.5 percent rate of Fiscal Year 1980 to 52 percent. This was an increase of 2.5 percentage points. The lowest Utilization was in May.

Table 6 gives the monthly utilization rates and the average monthly rates. Using the monthly number of eligibles and the monthly number of recipients, Table 7 shows the wide range of utilization among the program categories in Fiscal Year 1981.

TABLE 6
NUMBER OF ELIGIBLE PERSONS, NUMBER OF RECIPIENTS
AND UTILIZATION RATE BY MONTH FOR FISCAL YEAR 1981.

Month	Number of Eligible Persons	Number of Recipients	Utilization Rate
July	292,095	165,374	56.62%
August	292,563	155,453	53.13%
September	293,343	142,985	48.74%
October	294,349	170,121	57.80%
November	294,595	147,455	50.05%
December	295,333	136,394	46.18%
January	296,189	145,121	49.00%
February	296,292	161,910	54.65%
March	294,544	168,080	57.06%
April	296,206	150,621	50.85%
May	295,182	136,036	46.08%
June	295,130	159,250	53.96%
Monthly Average	294,651	153,233	52.00%

TABLE 7
MONTHLY NUMBER OF ELIGIBLE PERSONS, MONTHLY NUMBER OF RECIPIENTS
AND UTILIZATION RATE BY PROGRAM CATEGORY FOR FISCAL YEAR 1981

Program Category	Monthly Number of Eligible Persons	Monthly Number of Recipients	Utilization Rate
Total	294,651	153,233	52.00%
Aged	74,556	55,957	75.05%
Blind	1,486	876	58.95%
Disabled	30,988	23,805	76.82%
AFDC Children	145,640	49,768	34.17%
AFDC Adults	41,258	22,592	54.76%
CWS Foster Care	723	235	32.50%

**PROGRAM ADMINISTRATION
FEDERAL/STATE FINANCIAL RESPONSIBILITIES**

The Mississippi Medicaid Program is administered by the Medicaid Commission using funds appropriated by the State and Federal matching funds. Federal matching rates vary considerably depending upon their use in providing medical services for eligibles or in meeting administrative costs of the program. The variation in matching rates is illustrated in Chart 1.

During Fiscal Year 1981, the total administrative expense was \$13,782,621, with the Federal government paying \$7,776,057 or 56.4 percent. This total included all state agency cost, all cost of processing and paying claims by the Medicaid Fiscal Agent, Blue Cross and Blue Shield of Mississippi, Inc., and all the Department of Public Welfare's cost in eligibility determination for the adult categories.

During Fiscal Year 1981, the FMAP (Federal Medical Assistance Percentage) for most medical services in Mississippi was 77.55 percent. A state's FMAP is a calculated percentage based on the state's per capita income. This percentage is redetermined every two years.

Exceptions to the 77.55 percent FMAP for medical services were: Family Planning Services at 90 percent Federal Money; Buy-In, Part B, for non-money payment individuals at 100 percent state money.

In accordance with the Social Security Act and Mississippi Medicaid Law, payment for services under Medicaid is always secondary to other third party liability. At the time of a recipient's admission to a hospital and at each of his visits to a doctor's office or other service provider, a determination is made as to whether the recipient has third party coverage. Since Medicaid liability is always secondary, any third party payments up to the amount expended by Medicaid are required to be refunded to the Medicaid program. A total of \$1,674,746 was collected in third party payments and was used to reduce the cost of medical services from \$252,517,097 to \$250,842,351.

The total Medicaid expenditures represent the cost of program administration and the cost for health care services. This \$264,624,972 total is comprised of \$203,691,737 Federal money and \$60,933,235 State money.

**TRAVEL AND OTHER EXPENSES IN CONNECTION WITH CONFERENCES,
MEETINGS AND WORKSHOPS
JULY 1, 1980 - JUNE 30, 1981**

Meeting Number Name, Place	Total	Number Attending
1. HHS. HCFA, Medicaid Management Institution, "Corrective Action for Medicaid Eligibility Error Reduction" Kansas City, MO (July 9-10, 1980)	\$ 406.86	1
2. HCFA Bureau of Program Operators Medicaid Program Project Report (HCFA-25 Training Session) Atlanta, GA (July 16-18, 1980)	\$ 537.69	3
3. Meeting with Federal Officials Baltimore, MD (August 29, 1980)	\$ 666.73	2
4. American Public Welfare Assoc., Southeastern States Nashville, TN (Sept. 2-5, 1980)	\$1,731.96	4
5. Southern Association of Medical Administrators Wilmington, N.C. (Sept. 7-9, 1980)	\$2,471.71	5
6. National Conference of State Welfare Financial officers Nashville, TN (Sept. 8, 1980)	\$ 548.93	1
7. Seminar on Pharmacy Audits Atlanta, GA (Sept. 8, 1980)	\$ 757.66	2
8. USM - Continuing Education, "Grants & Beyond" Jackson, MS (Sept. 11-13, 1980)	\$ 219.80	2
9. Cooperative Extension Workshop Institute on Aging "Effective Change in Community" Columbus, MS (Sept. 22, 1980)	\$ 372.70	2

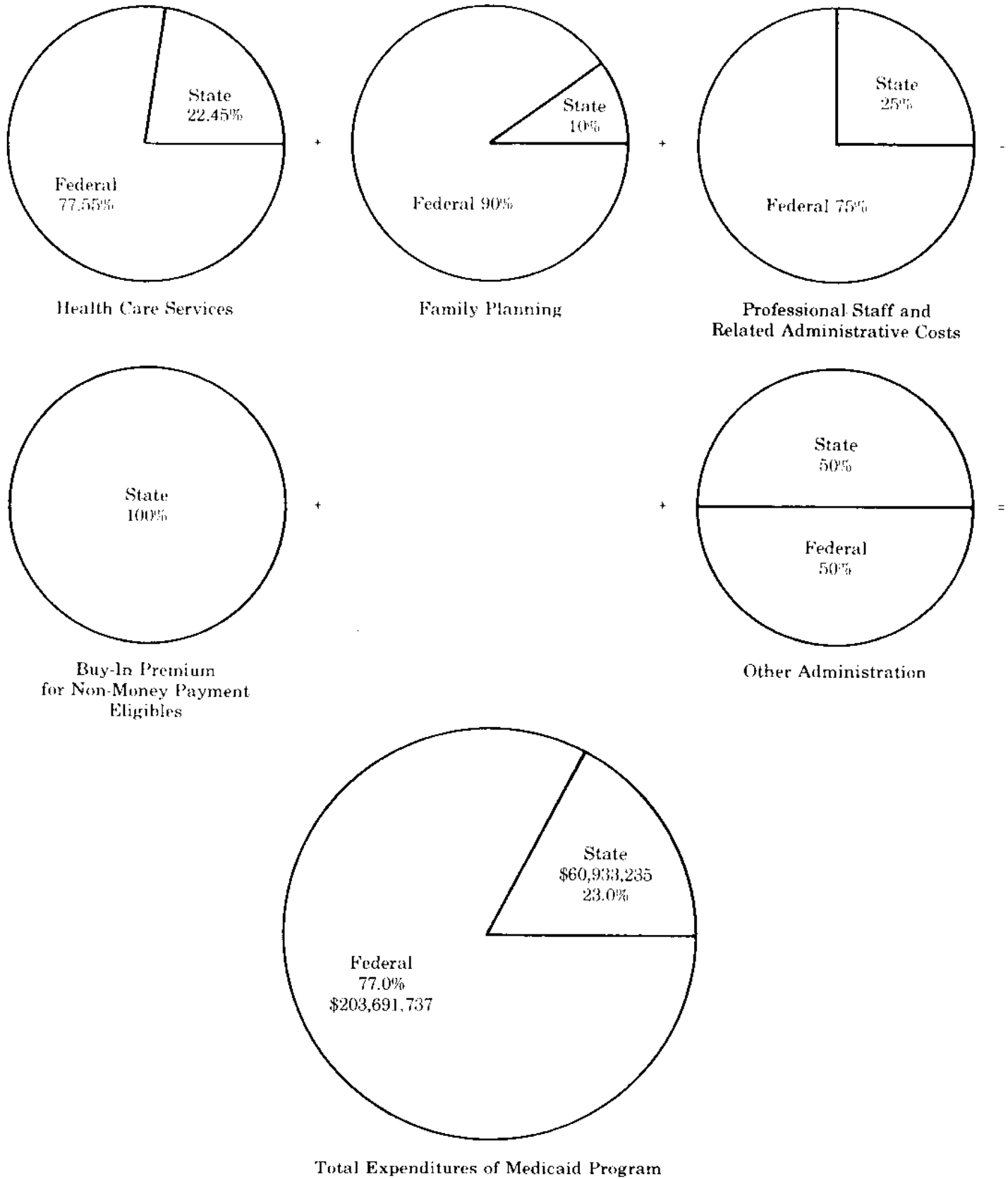
10.	SURS-MMIS Conference Denver, Colo. (Sept. 22-26, 1980)	\$2,459.34	4
11.	Meeting with Federal Officials Washington, D.C. (Sept. 24-25, 1980)	\$ 520.54	1
12.	Mississippi Nurses Association Annual Meeting Biloxi, MS (Sept. 30 - Oct 3, 1980)	\$ 882.77	3
13.	Council on Mental Health Jackson, MS (Oct. 15, 1980)	\$ 79.60	2
14.	Renotivation & Rehabilitation of the Elderly Hattiesburg, MS (Oct. 30, 1980)	\$ 114.00	1
15.	Meeting with Federal Officials Atlanta, GA (Nov. 12-13, 1980)	\$ 249.70	1
16.	HHS/HCFR, Medicaid Management Institutions, 3rd Party Refund Nashville, TN (Nov. 17-18, 1980)	\$ 674.46	3
17.	Meeting with Federal Officials Baltimore, MD (Nov. 17-18, 1980)	\$ 450.18	1
18.	Regional Medicaid Directors Annual Meeting San Antonio, TX (Nov. 30 - Dec. 3, 1980)	\$ 455.84	1
19.	G.O.V.C.P. Workshop Meridian, MS (Dec. 4, 1980)	\$ 53.30	1
20.	ICF-MR Workshop Columbus, MS (Dec. 9, 1980)	\$ 152.35	2
21.	Meeting with Federal Officials Washington, D.C. (Jan. 8-9, 1981)	\$ 461.85	1
22.	EPSDT Conference Workshop Gulfport, MS (Jan. 21-23, 1981)	\$ 102.60	2
23.	Eligibility Meeting Birmingham, AL (Jan. 20-21, 1981)	\$ 439.00	1
24.	Third Party Liability Seminar Baltimore, MD (Feb. 17-18, 1981)	\$ 943.80	2
25.	Meeting with Federal Officials Atlanta, GA (Feb. 25-27, 1981)	\$ 176.12	1
26.	Medicaid Directors Conference, Region IV Atlanta, GA (Feb. 26, 1981)	\$ 265.13	1
27.	USM — Continued Education "Working with the American Family" Hattiesburg, MS (Mar. 6, 1981)	\$ 64.80	1
28.	Cooperative Extension Service Institute on Aging Jackson, MS (Mar. 11, 1981)	\$ 75.00	1
29.	Child Health Conference Denver, Colo. (Mar. 19-20, 1981)	\$ 604.90	1
30.	Meeting with Federal Officials Washington, D.C. (Mar. 24-25, 1981)	\$ 646.80	4
31.	Mississippi Conference on Social Welfare Jackson, MS (Apr. 6, 1981)	\$ 64.75	3
32.	State Medicaid Directors Annual Conference Philadelphia, PA (Apr. 15-16, 1981)	\$ 566.67	1
33.	Meeting with Federal Officials Washington, D.C. (Apr. 27-28, 1981)	\$ 136.55	1
34.	National Welfare Fraud Association Training Conference Mobile, AL (Apr. 26-30, 1981)	\$ 271.20	1
35.	Denver Develop Mental Testing Jackson, MS (Apr. 30, 1981)	\$ 10.00	2
36.	DHHS/HCFR, Independent Professional Training Philadelphia, PA (May 7-8, 1981)	\$ 608.97	1

37.	Mississippi Pharmacy Seminar Jackson, MS (May 13, 1981)	\$ 70.00	2
38.	State Personnel Board Workshop Jackson, MS (May 15, 1981)	\$ 10.60	1
39.	Eligibility Workshop Kansas City, MO (June 8-11, 1981)	\$ 534.40	1
40.	Coping with Job Related Stress Vicksburg, MS (June 8, 1981)	\$ 53.20	1
41.	Mississippi Nursing Home Convention Biloxi, MS (June 16-17, 1981)	\$ 348.41	2
42.	Mississippi Society of CPA's Lake Tahoe, Nev. (June 18-21, 1981)	\$1,049.75	1
43.	Mississippi Pharmacy Association Convention Biloxi, MS (June 27-28, 1981)	\$701.86	2

**LIST OF EMPLOYEES ATTENDING
JULY 1, 1980 — JUNE 30, 1981**

- | | |
|--------------------|---------------------|
| 1. Rhea Power | 18. B. F. Simmons |
| 2. Sam Adams | 19. Mavis Bowman |
| Jack Estes | 20. Ernest Bowen |
| Joseph Westerfield | Jo Leslie |
| 3. B. F. Simmons | 21. Laura Butts |
| Bill Phillips | 22. B. F. Simmons |
| 4. Ernest Bowen | 23. Alice Stuart |
| Jimmy Johnson | 24. Bill Phillips |
| Rhea Power | Rhea Power |
| Will Lowery | 25. B. F. Simmons |
| 5. Lisa Dellapenna | 26. Martin White |
| Jimmy Johnson | 27. Hank Rainer |
| B. F. Simmons | 28. Judie Barnes |
| Melba Smith | 29. Virginia Walker |
| Virginia Walker | 30. B. F. Simmons |
| 6. Mike Lightsey | Sen. Ellington |
| 7. Jack Lee | Sen. Alexander |
| Jim Steele | Bill Andrews |
| 8. Judie Baines | 31. Judie Barnes |
| Hank Rainer | Ernest Bowne |
| 9. Pauline Batton | Diane Myrick |
| Hank Rainer | 32. B. F. Simmons |
| 10. Bill Allen | 33. B. F. Simmons |
| Jo Leslie | 34. Jack Lee |
| Thomas Gatewood | 35. Judie Barnes |
| Alice Stuart | Diane Myrick |
| 11. B. F. Simmons | 36. Judie Barnes |
| 12. Judie Barnes | 37. Newman Morris |
| Diane Myrick | Everett Nolen |
| Virginia Walker | 38. Laura Butts |
| 13. Ernest Bowen | 39. Will Lowery |
| Mavis Bowman | 40. Diane Myrick |
| 14. Mavis Bowman | 41. B. F. Simmons |
| 15. B. F. Simmons | Martin White |
| 16. Benny Brewer | 42. Mike Lightsey |
| Rhea Power | 43. Everett Nolan |
| 17. B. F. Simmons | Jim Steele |

CHART 1



SOURCE OF FUNDS BY TYPE OF EXPENSE AND PERCENTAGE DISTRIBUTION OF STATE AND FEDERAL FUNDS

PROGRAM INTEGRITY

The Mississippi Medicaid Commission is responsible for conducting on-site investigations of providers and for monitoring both provider and recipient utilization in the Medicaid Program. The Medicaid Commission is required, under both State and Federal laws, to conduct periodic checks of provider records in order to verify actual receipt of services for which payment has been made and to investigate any cases suggestive of program abuse or misuse. Verification of receipt of services is also accomplished through recipient contact.

The existence of the Program Integrity Division continues to serve as an invaluable deterrent to potential fraud and abuse of benefits in the Medicaid Program. Activities in this area continue to expand and keep pace with the growth of the program.

With the assistance of a computerized surveillance and utilization reporting system, the Commission is able to maintain practice and service profiles on all providers of service and on recipients who participate in or receive services through the Medicaid Program. These profiles provide indicators of possible fraudulent activities or abuse of Program benefits and are an important source of information upon which the Program Integrity Division bases its investigations. Examples of the types of profile information used are: frequency of physicians visits for a given recipient, ratio of laboratory procedures to medical visits for a physician, the average length of stay of recipients for a hospital, and extractions per recipient for a dentist. Exceptional reporting techniques are used to identify the unusual or exceptional profiles.

Reports of any investigations which reveal a significant irregularity are made to the Commission. These investigations may result in monetary recovery, termination as a provider of Medicaid services, or referral to the U.S. and District Attorneys.

CLAIMS PAYMENT

For Fiscal Year 1981, 6,087,741 claims were paid by the Medicaid Claims office. Table 8 lists the number of claims paid by month for each type of service covered under the Medicaid Program for Fiscal Year 1981.

Based on recent Federal and State audits of the Medicaid Program, "clean" claims (those properly filed) are being paid within 10-14 days from date of receipt at the Medicaid Claims office. There are, of course, exceptions to this where eligibility questions exist or where additional information may be needed, but these represent a very small percentage of the total.

The Commission's contract with Blue Cross and Blue Shield provides for reimbursement of administrative expenses based on a fixed cost per claim processed.

Blue Cross and Blue Shield is a non-profit medical and hospital service corporation organized under the laws of the State of Mississippi. The company serves, in addition to Medicaid, as the Federal government's intermediary for Part A of Medicare and also services as one of the contractors for the Federal Employees Insurance Program. In addition, the company insures many other persons through its private business.

TABLE 8

PAID CLAIMS FY 81

Type of Service	July	August	September	October	November	December	January	February	March	April	May	June	Total
Inpatient	10,060	9,598	7,050	12,850	10,791	6,943	11,007	9,623	11,266	9,068	8,927	7,090	114,273
Outpatient	28,362	28,871	19,757	31,420	24,731	19,265	23,906	24,397	30,572	22,041	24,888	18,042	296,452
Lab X Ray	5,259	4,710	4,100	8,550	4,984	4,545	4,269	4,224	4,374	6,292	5,576	5,545	62,428
Skill Nursing	7,193	6,865	6,465	6,773	6,161	5,856	5,979	5,733	5,567	5,422	5,526	5,531	73,071
EPSDT	10,684	8,452	6,127	7,421	6,831	4,395	6,942	4,928	9,152	5,262	4,721	12,775	87,690
Physician	143,154	125,274	98,965	183,015	123,772	82,528	118,444	135,115	122,495	105,567	111,806	108,521	1,458,656
Home Health	1,082	654	478	914	569	470	678	633	1,296	769	750	954	9,247
Emergency Ambulance	1,250	930	803	956	743	691	1,102	1,081	1,042	911	888	1,067	11,464
Drugs	373,270	369,789	301,180	350,916	261,992	290,562	241,221	309,292	415,066	303,247	196,898	331,094	3,744,527
Dental	5,277	3,548	3,173	5,043	3,823	3,260	4,053	4,820	3,596	4,615	3,242	3,585	48,035
Eyeglasses	89	66	63	94	84	88	69	75	91	87	48	33	907
ICF	5,233	4,773	5,010	5,611	5,072	5,226	5,520	5,794	5,864	5,753	5,906	6,266	66,028
ICF-MR	888	857	887	896	855	883	922	908	944	971	961	907	10,879
Family Planning	2,696	2,096	2,330	6,759	4,848	1,321	3,376	2,531	2,395	2,968	2,462	2,676	36,458
Rural Health	820	453	348	1,079	1,088	438	599	773	676	516	584	1,124	8,498
EPSDT Dental	4,145	3,164	3,278	4,763	3,372	1,294	4,703	3,783	3,284	4,612	3,084	3,397	42,879
EPSDT Eye	1,512	1,029	1,316	1,533	1,294	614	1,874	1,247	1,630	1,365	1,289	1,284	15,987
EPSDT Health	25	26	21	17	15	15	18	25	17	29	22	32	262
Total	600,999	571,155	461,351	628,610	461,025	428,394	484,682	515,182	619,327	479,495	377,578	509,943	6,087,741

**EXPENDITURES
EXPENDITURES BY TYPE OF SERVICE**

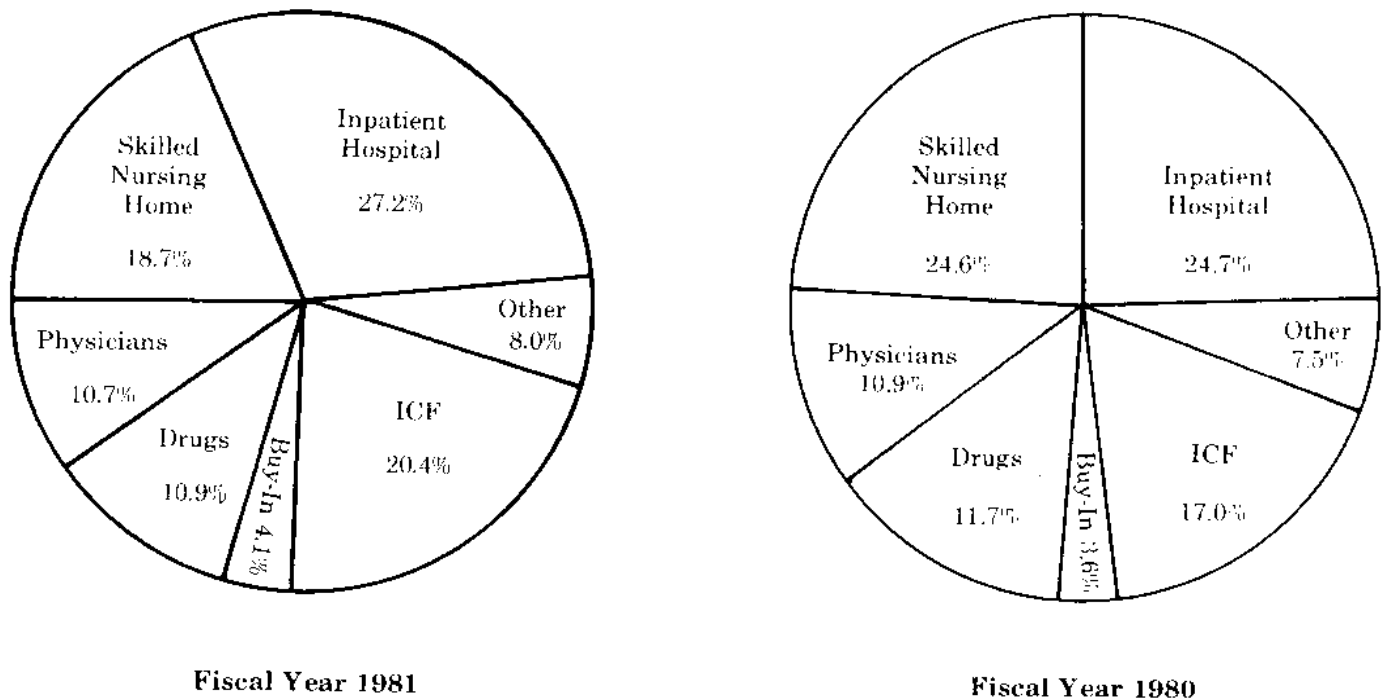
Total medical expenditures for Fiscal Year 1981, amounted to \$250,842,351. This was an increase of \$37,087,563 over Fiscal 1980 and represented a higher rate of 17.14 percent, than the 7.6 percent in the previous fiscal year.

The medical services which accounted for the largest expenditures were Inpatient Hospital with \$68,252,882 and \$51,213,703 for ICF and \$46,867,737 SNF. Combined, these services amount to \$166,334,322.

Chart 2 compares the percentage distribution of expenditures for the major medical services during Fiscal 81 and Fiscal 80.

Table 9 shows the actual amount spent in medical service with the percent increase or (decrease), and Table 10 gives the average spent per recipient in each service. In Table 10, the total expenditures for Buy-In, Part B Medicare has been separated into (a) the amount paid for the average number of monthly premiums, i.e., recipients, and (b) the amount paid for the 17,274 persons accredited to the Buy-In billing list during the year. Whereas the monthly premium cost is \$9.60 per month, the average back charges for Fiscal Year 81 accretions amounted to \$1,413,036. Section 1843 of Title XVII, the Social Security Act, allows for back premium payments when necessary for the individuals' correct coverage period.

CHART 2



**PERCENTAGE DISTRIBUTION OF EXPENDITURES BY TYPE OF SERVICE
FOR FISCAL YEAR 1981 AND FISCAL YEAR 1980**

TABLE 9

EXPENDITURES FOR MEDICAL SERVICES BY TYPE OF SERVICE
FOR FISCAL YEAR 1980 AND FISCAL YEAR 1981

Type of Service	Fiscal Year 1980 Expenditures	Fiscal Year 1981 Expenditures	Percent of Increase or (decrease)
Total	\$213,754,788	\$250,842,351	17.4
Inpatient Hospital	52,761,952	68,252,882	29.4
Outpatient Hospital	6,815,373	7,740,400	13.6
Laboratory + X-Ray	367,562	473,528	28.8
Skilled Nursing Home	52,582,679	46,867,737	(10.9)
Physicians	23,265,498	26,735,054	14.9
EPSDT	4,854,748	5,929,035	22.1
Home Health	466,092	747,486	60.4
Emergency Ambulance	342,660	470,510	37.3
Prescribed Drugs	25,008,361	27,439,882	9.7
Dental Care	1,634,021	1,434,266	(12.2)
Eyeglasses	67,717	52,748	(22.1)
Intermediate Care Facility	36,405,665	51,213,703	40.7
Family Planning	1,523,993	3,005,036	97.2
Buy-In, Part B Medicare	7,593,479	10,347,034	36.3
Clinic Services	64,988	133,050	104.7

TABLE 10

EXPENDITURES FOR MEDICAL SERVICES BY TYPE OF SERVICE
NUMBER OF RECIPIENTS FOR EACH SERVICE AND
AVERAGE SPENT PER RECIPIENT FOR FISCAL YEAR 1981

Type of Service	Total Expenditures	Number of Recipients	Average Spent per Recipient
Total	\$250,842,351	316,470	\$ 792.63
Inpatient Hospital	68,252,882	69,591	980.77
Outpatient Hospital	7,740,400	118,518	65.31
Laboratory + X-Ray	473,528	28,134	16.83
Skilled Nursing Home	46,867,737	8,029	5,837.31
Physicians	26,735,054	265,478	100.71
EPSDT	5,929,035	87,690 ¹	67.61
Home Health	747,486	2,990	250.00
Emergency Ambulance	470,510	11,464 ²	41.04
Prescribed Drugs	27,439,882	251,634	109.05
Dental Care	1,434,266	63,204	22.69
Eyeglasses	52,748	825	63.94
Intermediate Care Facility	51,213,703	8,371	6,117.99
Family Planning	3,005,036	32,668	91.99
Buy-In, Part B Medicare (a)	9,395,222	75,282 ³	124.80
Buy-In, Part B Medicare (b)	951,812	17,274 ⁴	81.80
Clinic Services	133,050	2,887	46.09

¹Only Persons under 21 years of age are eligible, paid claims not number of recipients.

²Number of Ambulance Services paid claims, not number of recipients.

³Average Number of monthly Buy-In premiums paid.

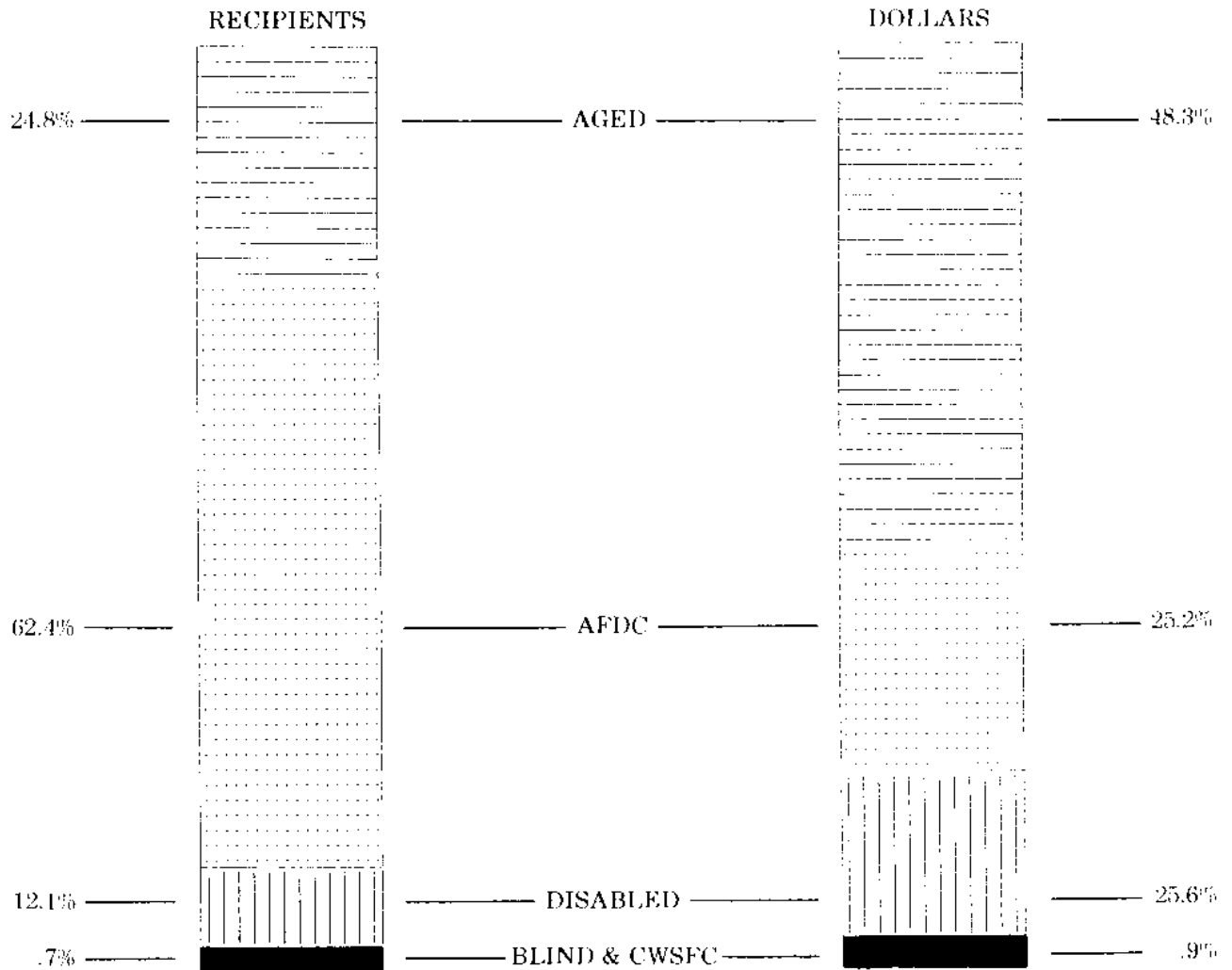
⁴Total number of Fiscal 1981 Accretions with back premium charges.

EXPENDITURES BY PROGRAM CATEGORY OF ELIGIBILITY

About half of the total expenditures for medical services in Fiscal Year 1981 was spent for the Aged Category. While only 24.8 percent were in the Aged Category, the expenditures for these persons amounted to 48.3 percent of the total. Over 125 million was paid for nursing care and drugs, approximately 10 million for Buy-In, Part B premiums, and 26 million for physician's services for the Medicaid elderly persons.

A comparison of the expenditures of each program category is presented graphically in Chart 3. In Table 11, these amounts are shown with the average cost per recipient. Table 12 lists the medical services expenditures which exceeded one million dollars in the year. EPSDT benefits are only provided for individuals through age 20; and Buy-In, Part B premiums are paid only for those eligible persons age 65 or over or who otherwise qualify for care.

CHART 3



MISSISSIPPI MEDICAID COMMISSION
 RECIPIENTS AND DOLLARS SPENT BY PROGRAM CATEGORY
 FISCAL YEAR 1981

TABLE 11

TOTAL EXPENDITURES FOR MEDICAL SERVICES, TOTAL NUMBER
OF RECIPIENTS, AVERAGE SPENT PER RECIPIENT, AND PERCENTAGE
BY PROGRAM CATEGORY FOR FISCAL YEAR 81

Program Category	Expenditures	Percent of Total	Total No. Recipient	Percent of Total	Average Per Recipient
Total	\$250,842,351	100.00	316,470	100.00	\$ 792.63
Aged	121,257,192	48.34	68,910	21.77	1,759.65
Blind	1,630,475	0.65	1,452	0.46	1,122.92
Disabled	64,315,979	25.64	47,778	15.10	1,346.14
AFDC Children	37,425,679	14.92	150,055	47.42	249.41
AFDC Adults	25,861,846	10.31	47,463	15.00	544.88
CWS Foster Care	351,180	0.14	812	0.25	432.49

TABLE 12

EXPENDITURES FOR MAJOR MEDICAL SERVICES
BY PROGRAM CATEGORY FOR FISCAL YEAR 1981

Type of Service	Total	Aged	Blind	Disabled	AFDC Children	AFDC Adults	CWS Foster Care
Inpatient Hospital	\$68,252,882	\$13,534,547	\$511,897	\$22,946,619	\$17,049,570	\$14,101,045	\$109,204
Outpatient Hosp.	7,740,400	1,583,686	49,539	2,508,664	2,236,976	1,346,830	14,705
Skilled Nsg. Home	46,867,737	39,781,335	262,459	6,434,940	365,568	14,060	9,375
Physicians	26,735,054	6,611,579	184,472	6,272,044	7,953,679	5,670,505	42,775
EPSDT	5,929,035				5,819,348		109,687
Prescribed Drugs	27,439,882	14,345,570	216,775	7,710,607	2,392,758	2,763,196	10,976
Dental Care	1,434,266	78,454	3,299	101,116	1,080,576	163,506	7,315
Intermediate Care	7,740,400	1,583,686	49,539	2,508,664	2,236,976	1,346,830	14,705
Buy-In Part B	10,347,034	9,162,265		1,184,769			

PAYMENTS MADE TO PROVIDERS BY COUNTY

The total paid to providers of medical services is shown for each county in Table 13. The recipients served by the providers during Fiscal Year 1981 were not necessary residents of that county, but the providers were.

TABLE 13
TOTAL PAYMENTS TO PROVIDERS BY COUNTY FOR FISCAL YEAR 1981

County	Total Payments	County	Total Payments
Adams	\$4,229,143.03	LeFlore	\$7,481,407.33
Alcorn	2,101,878.14	Lincoln	3,101,443.52
Amite	820,367.41	Lowndes	3,189,656.66
Attala	1,441,066.55	Madison	3,514,010.76
Benton	16,187.54	Marion	2,347,186.33
Boliyar	7,150,328.60	Marshall	2,018,210.99
Calhoun	1,133,883.51	Monroe	3,590,653.21
Carrol	169,456.94	Montgomery	2,149,895.87
Chickasaw	1,667,113.33	Neshoba	1,593,709.53
Choctaw	636,896.28	Newton	2,069,336.06
Claiborne	610,624.26	Noxubee	1,479,822.34
Clark	1,690,890.63	Oktibbeha	3,881,690.38
Clay	1,639,807.23	Panola	2,979,339.42
Coahoma	5,112,116.96	Pearl River	2,739,708.35
Copiah	1,407,562.19	Perry	503,021.42
Covington	1,573,720.28	Pike	4,637,702.94
DeSoto	1,197,554.44	Pontotoc	1,429,234.64
Forrest	9,747,491.81	Prentiss	1,641,805.33
Franklin	1,025,582.20	Quitman	1,132,134.98
George	1,011,107.39	Rankin	4,794,885.01
Greene	813,817.36	Scott	1,456,337.55
Grenada	2,783,849.75	Sharkey	498,074.32
Hancock	1,145,510.51	Simpson	3,709,626.70
Harrison	10,088,514.57	Smith	573,504.49
Hinds	27,104,936.73	Stone	1,410,615.36
Holmes	2,081,451.78	Sunflower	2,704,589.41
Humphreys	1,821,655.44	Tallahatchie	1,234,848.57
Issaquena	350.62	Tate	2,239,257.26
Itawamba	1,351,606.16	Tippah	2,599,485.71
Jackson	3,732,239.01	Tishomingo	836,144.25
Jasper	1,024,814.91	Tunica	564,414.88
Jefferson	874,270.76	Union	1,775,905.72
Jefferson Davis	1,389,691.79	Walthall	1,571,148.48
Jones	7,859,115.94	Warren	3,859,773.74
Kemper	236,298.23	Washington	6,433,095.73
Lafayette	5,184,475.13	Wayne	1,515,652.68
Lamar	571,415.75	Webster	1,500,420.41
Lauderdale	7,967,203.59	Wilkinson	959,466.76
Lawrence	1,165,413.09	Winston	1,651,592.87
Leake	1,844,662.58	Yalobusha	772,840.03
Lee	6,017,294.07	Yazoo	2,175,061.82

PAYMENTS FOR RECIPIENTS BY COUNTY OF RESIDENCE

Table 14 gives the amount expended on the recipients behalf.

TABLE 14

AMOUNT OF EXPENDITURES ON THE RECIPIENTS BEHALF FOR FISCAL YEAR 1981

County	Total Expenditures	County	Total Expenditures
Adams	\$3,881,041.44	Leflore	\$5,941,811.53
Alcorn	2,443,477.73	Lincoln	3,128,767.37
Amite	753,001.12	Lowndes	3,645,034.45
Attala	1,847,032.31	Madison	4,396,250.67
Benton	510,894.93	Marion	3,061,981.77
Bolivar	6,302,448.27	Marshall	2,657,056.24
Calhoun	1,433,333.01	Monroe	3,380,838.28
Carrol	791,537.16	Montgomery	2,222,593.25
Chickasaw	1,941,448.05	Neshoba	2,391,356.45
Choctaw	951,839.69	Newton	2,046,304.99
Claiborne	905,890.07	Noxubee	1,459,513.99
Clark	1,815,215.26	Oktibbeha	3,628,703.24
Clay	1,797,461.27	Panola	3,005,991.42
Coahoma	5,285,657.02	Pearl River	3,010,065.02
Copiah	2,223,782.69	Perry	857,091.52
Covington	1,964,433.82	Pike	4,245,766.95
DeSoto	1,882,336.43	Pontotoc	1,896,675.93
Forrest	6,785,183.06	Prentiss	2,085,089.93
Franklin	980,081.20	Quitman	1,417,845.62
George	1,123,955.13	Rankin	5,456,164.56
Greene	1,063,211.03	Scott	2,141,931.76
Grenada	2,535,925.80	Sharkey	786,832.25
Hancock	1,472,234.09	Simpson	3,448,881.95
Harrison	9,624,981.37	Smith	1,024,804.60
Hinds	18,719,208.49	Stone	1,133,922.22
Holmes	3,196,206.53	Sunflower	4,061,002.03
Humphreys	1,763,468.00	Tallahatchie	1,931,397.11
Issaquena	155,566.82	Tate	2,501,742.68
Itawamba	1,693,224.42	Tippah	2,669,132.43
Jackson	3,963,867.16	Tishomingo	984,422.69
Jasper	1,471,566.90	Tunica	1,024,693.39
Jefferson	1,145,794.55	Union	1,615,960.95
Jefferson Davis	1,869,967.33	Walthall	1,964,475.96
Jones	7,306,305.70	Warren	3,516,036.70
Kemper	561,052.48	Washington	6,806,648.46
Lafayette	3,925,790.71	Wayne	1,906,331.78
Lamar	1,271,328.62	Webster	1,491,608.57
Lauderdale	7,012,023.05	Wilkinson	1,534,616.78
Lawrence	1,315,252.09	Winston	2,112,721.63
Leake	2,150,104.24	Yalobusha	1,510,379.52
Lee	4,120,774.30	Yazoo	3,181,229.53

TABLE 15

AMOUNT PAID TO STATE HEALTH AGENCIES AND
INSTITUTIONS BY SOURCE OF FUNDS FOR FISCAL YEAR 1981

Name of Agency or Institution	Total Amount of Payment	From Federal Funds	From State Funds
Total	\$26,627,349.73	\$20,649,509.71	\$5,977,840.02
East Miss. State Nursing Home (Meridian MS)	\$ 1,917,706.50	\$1,487,181.39	\$ 430,525.11
Ellisville State School (Ellisville, MS)	1,798,581.70	1,394,800.11	403,781.59
Kuhn Memorial Hospital (Vicksburg, MS)	396,002.52	307,099.95	88,902.57
Matty Hersee Hospital (Meridian, MS)	637,122.27	494,088.32	143,033.95
Natchez Charity (Natchez)	126,602.10	98,179.92	28,422.17
South Miss. State Hospital (Laurel, MS)	332,632.79	257,956.73	74,676.06
Miss. Crippled Children Ctr. (Jackson, MS)	153,929.52	119,372.34	34,557.18
North Miss. Retardation Ctr. (Oxford, MS)	614,337.36	476,418.62	137,918.74
State Board of Health (Jackson, MS)	2,272,628.04	1,762,423.05	510,204.99
University Medical Ctr. (Jackson, MS)	10,934,861.27	8,479,984.92	2,454,876.36
South Miss. Retardation Ctr. (Long Beach, MS)	950,580.60	737,175.26	213,405.34
Hudspeth Retardation Ctr. (Whitfield)	1,034,537.49	802,283.82	232,253.67
Pecan Grove ICF-MR (Ellisville, MS)	1,428,557.85	1,107,846.61	320,711.24
Woodlane ICF-MR (Oxford, MS)	2,410,273.41	1,869,167.03	541,106.38
Jacquith Skilled Nsg. (Whitfield, MS)	1,255,964.72	974,000.64	281,964.08
Rosewood Skilled Nsg. (Whitfield, MS)	363,031.59	281,531.00	81,500.59

**SERVICES
PHYSICIANS' SERVICES**

During Fiscal Year 1981, a total of 4,553 physicians participated in the Medicaid Program. Medical services rendered or ordered by all participating physicians for Medicaid recipients included:

458,979	Laboratory procedures
124,637	Injections
96,084	Radiology procedures
38,887	Surgical procedures

TABLE 16

TOTAL NUMBER OF RECIPIENTS, NUMBER USING PHYSICIAN SERVICES
BY PROGRAM CATEGORY FOR FISCAL 1981

Program Category	Total Number of Recipients	Recipients Using Physician Services	Percent of Total
Total	316,470	265,478	83.9
Aged	68,910	67,792	98.4
Blind	1,452	1,276	87.9
Disabled	47,778	33,671	70.5
AFDC Children	150,055	120,276	80.2
AFDC Adults	47,463	41,848	88.2
CWS Foster Care	812	615	75.7

During Fiscal Year 1981, \$26,735,054 was expended for Physicians' Services in addition to the \$10,347,034 paid for Part B Premiums under Medicare. Distribution by program categories shows the aged with 24.73% of the total expenditures. A large part of the \$6,611,571 in this group was for deductible and coinsurance payments under Part B of Medicare. The children in the Aid to Families with Dependent children who received physicians' care accounted for 29.8 percent of the total money paid.

Table 17 shows distribution of the total expenditures.

TABLE 17
AMOUNT OF EXPENDITURES WITH PERCENTAGE DISTRIBUTION
FOR PHYSICIANS' SERVICES BY PROGRAM CATEGORY
FOR FISCAL YEAR 1981

Program Category	Expenditures	Percent
Total	\$26,735,054	100.00
Aged	6,611,579	24.73
Blind	184,472	0.69
Disabled	6,272,044	23.46
AFDC Children	7,953,679	29.75
AFDC Adults	5,670,505	21.21
CWS Foster Care	42,775	0.16

When the persons over 64 years of age who are caretaker relatives and covered under the Aid to Families with Dependent Children (AFDC) Category are added to those in the Aged Category, the expenditures for this age group represent 26.4 percent of the total. However, the largest amount expended by age groups was for 21-64.

TABLE 18
AMOUNT OF EXPENDITURES WITH PERCENTAGE DISTRIBUTION
FOR PHYSICIANS' SERVICES BY AGE GROUPS
FOR FISCAL YEAR 1981

Age in Years	Expenditures	Percent
Total	\$26,735,054	100.0
Under 8	3,123,001	11.7
6-20	5,293,541	19.8
21-64	11,308,928	42.3
Over 64	7,004,584	26.2

There were less than one million physicians' visits during Fiscal Year 1981. The average number of visits per recipient ranged from a low of 3.7 to a high of 8.1. In Table 19, the average number and the total number of visits for each program category are given. In Table 20, physician visits are shown by the place of visit.

TABLE 19
NUMBER OF PHYSICIANS' VISITS, AVERAGE NUMBER OF VISITS PER
RECIPIENT BY PROGRAM CATEGORY FOR FISCAL YEAR 1981

Program Category ¹	Number of Physicians' Visits	Number of Recipients	Average Visit Per Recipient
Blind	7,619	1,276	6.0
Disabled	272,056	33,671	8.1
AFDC Children	465,732	120,276	3.9
AFDC Adults	263,015	41,847	6.3
CWS Foster Care	2,284	616	3.7

¹Aged Category omitted since only coinsurance and deductibles are paid or the majority of visits made by person in the Aged Category.

TABLE 20
NUMBER OF PHYSICIANS VISITS BY PLACE OF VISIT
FROM FISCAL YEAR 1981

Place of Visit	Number of Visits	Percent
Total	1,024,754	100.0
Physician office	728,860	71.1
Hospital	200,003	19.5
Hospital Outpatient	81,847	8.0
Skilled Nursing Home	8,621	0.8
Recipients Home	774	0.1
Intermediate Care Home	4,534	0.4
Elsewhere	115	*
*Less than 0.05%		

PRESCRIBED DRUGS

Drug recipients numbered 251,634, representing a utilization rate of 79.5 percent. The average number of prescriptions per recipient was 14.5.

Table 21 shows the number of prescriptions and the average number of prescriptions per Medicaid drug recipient by program category in Fiscal Year 1981.

TABLE 21
NUMBER OF PRESCRIPTIONS, NUMBER OF RECIPIENTS, AND
AVERAGE NUMBER PRESCRIPTIONS PER RECIPIENT
BY PROGRAM CATEGORY FOR FISCAL YEAR 81

Program Category	Number of Prescriptions	Percent of Total	Number of Recipients	Percent of Total	Average Rx Per Recipient
Total	3,638,976	100.0	251,634	100.0	14.5
Aged	1,855,924	51.0	72,832	28.9	25.5
Blind	27,509	0.8	1,302	0.5	21.1
Disabled	912,551	25.1	34,730	13.8	26.3
AFDC Children ..	455,630	12.5	102,927	40.9	4.4
AFDC Adults ...	385,171	10.5	39,345	15.6	9.8
CWS Foster Care	2,191	.1	498	0.3	4.4

NURSING HOME SERVICES

Medicaid nursing home patients are classified as needing skilled care, intermediate care or special care for the Mentally Retarded. Nursing homes are certified to render one or more of the above levels of care and are designated as Skilled Nursing Homes, Dual Nursing Homes, Intermediate Nursing Home and Intermediate Nursing Homes for the Mentally Retarded. A Dual Nursing Home cares for both skilled and intermediate patients and complies with Federal Regulations governing both levels of care.

During Fiscal Year 1981, Skilled and Dual nursing homes rendered 2,011,790 days of care to 8,029 Medicaid patients. The total Medicaid cost of care was \$46,867,737 which averages out to \$23.30 per day for patients in Skilled and/or Dual homes.

Changes in Per Diem Rates for Nursing Homes (Maximum Class Rates)

Dates	SNF-HB	SNF-FS	Dual	ICF	ICFMR	Percentile
July - Dec 80	\$33.76	\$28.59	\$27.30	\$24.48	\$38.20	60th
Jan. - June 81	\$35.08	\$29.74	\$28.40	\$25.46	\$39.67	
Number of beds						
June 81	753	915	9,902	1,597	1,453	

The difference between the average Medicaid Payment (\$23.30) and the above rates is due to the application of Medicaid Income to the Nursing home bill. Basically, Medicaid Income consists of all of a patient's income above \$44.00. The Medicaid payment is reduced by the amount of Medicaid Income.

Intermediate nursing homes rendered 1,821,262 days of care to 7,291 Medicaid patients. The total Medicaid Cost of the care was \$40,233,485 which averages out to \$22.09 per day for patients in intermediate care nursing homes.

The reason for the difference between the average Medicaid payment (\$22.09) and the above rates is the same as for the skilled and dual homes.

Intermediate Nursing homes for the mentally retarded rendered 304,369 days of care to 1,033 Medicaid patients. The total cost to the Medicaid program was \$10,980,218 which averages out to \$36.08 per day for patients in intermediate care nursing homes for the mentally retarded.

Overall the Nursing Home program provided 4,137,421 days of care to 16,353 Medicaid patients at a cost of \$98,081,440 to the Medicaid program.

TABLE 22

NUMBER OF RECIPIENTS AND NUMBER OF DAYS OF CARE FOR NURSING HOME FACILITIES BY PROGRAM CATEGORY FOR FISCAL YEAR 1981

Program Category	Skilled Nursing Homes		Intermediate Care Facilities		Intermediate Care Facilities-MR	
	Recipients	Days of Care	Recipients	Days of Care	Recipients	Days of Care
Total	8,029	2,011,790	7,291	1,821,262	1,033	304,369
Aged	7,082	1,750,092	6,373	1,614,109	5	763
Blind	31	8,723	21	5,375	13	4,291
Disabled	898	247,853	866	198,862	959	283,776
AFDC Children	14	4,084	29	2,707	46	12,640
AFDC Adults	1	365	1	30	0	0
CWS Foster Care	3	673	1	179	10	2,899

INPATIENT HOSPITAL SERVICES

During Fiscal Year 1981, there were 61,120 hospital discharges with 288,010 days of inpatient hospital care covered by Medicaid. The average length of stay was 4.7 days, a decrease of 0.7 from the previous year. For the relatively small number of persons covered in the Aged Category who do not qualify for Part A of Medicare, Medicaid pays for their hospital services. Elderly recipients had the largest average length of stay for each period of hospitalization. Table 23 shows the number of recipients of Inpatient Hospital Service benefits with the number of discharges and days of care during Fiscal Year 1981. Those persons who have hospital coverage under Part A of Medicare are not included in the table. Medicaid paid their hospital deductible and coinsurance charges which amounted to \$5,521,267 during the fiscal year.

A total of 123 hospitals participated in the Medicaid program--117 in state, 6 out of state.

TABLE 23

NUMBER OF RECIPIENTS, NUMBER OF DISCHARGES, TOTAL DAYS OF HOSPITAL CARE AND AVERAGE LENGTH OF STAY FOR MEDICAID RECIPIENTS BY PROGRAM CATEGORY FOR FISCAL YEAR 1981

Program Category	Number of Recipients*	Number of Discharges	Days of Care	Avg. Hosp. Length of Stay
Total	43,808	61,120	288,010	4.7
Aged	2,697	1,242	9,551	7.7
Blind	291	457	2,471	5.4
Disabled	9,968	17,779	111,414	6.3
AFDC Children	18,138	23,294	91,018	3.9
AFDC Adults	12,612	18,212	73,067	4.0
CWS Foster	102	136	489	3.6

*Not included are Medicaid recipients covered under Part A of Medicare.

OUTPATIENT HOSPITAL SERVICES

A total of 252,968 outpatient hospital visits were provided to 118,518 recipients during Fiscal Year 1981. The average of 2.13 visits per out-patient recipient shows a decrease from previous years. Outpatient Hospital Services rose from \$6,815,952 in Fiscal Year 1980 to \$7,740,400 in Fiscal 1981, representing an 13.6 percent increase.

Outpatient visits were made to an average of 356 different hospitals.

DENTAL SERVICES

Limited dental care was provided to 63,204 persons during Fiscal Year 1981, with expenditures amounting to \$1,434,266. A total of 111,507 procedures (primarily extractions) were provided at an average cost of \$12.86 per procedure.

An average of 409 dentists participated in the program during the fiscal year.

FAMILY PLANNING SERVICES

Expenditures for Family Planning Services amounted to \$3,005,036 in Fiscal Year 1981 with the Federal government paying 90 percent and Mississippi paying 10 percent of the total. Payments were made to private physicians, pharmacies, and Family Planning Clinics located throughout the state. A total of 32,668 different persons received Family Planning Services during the year.

EARLY AND PERIODIC SCREENING, DIAGNOSIS AND TREATMENT SERVICES

The Early and Periodic Screening, Diagnosis and Treatment Services. (EPSDT) furnished a unique opportunity for providing health care to the Medicaid eligible children of Mississippi. This program requires the screening of children 21 years of age and under for physical, mental and developmental defects and provides for the necessary health care to correct or ameliorate those defects. Treatment for visual, hearing and dental problems is also provided. Thus, EPSDT introduces eligible children into the health care system and makes services available before health problems become chronic and expensive to treat.

Good health is not the only factor for the development of a productive adult who is independent of public assistance. However, poverty and untreated health defects often lead to dependency and the perpetuation of the Welfare cycle. A DHEW estimate of an individual cost of \$200,000 for a life-time Welfare recipient makes the importance of the EPSDT program significant.

During Fiscal Year 1981 a total of 87,690 were screened. Referrals for follow-up are as follows.

61,010	Dental
13,484	Vision
450	Lead Poisoning
1,748	Incomplete Immunization
1,004	Hearing
10,682	Other Problems

Such significant figures pointedly illustrate the merits of Early and Periodic Screening, Diagnosis and Treatment Services for the children of Mississippi.

APPENDIX

Section 43-13-127 of the Mississippi Code of 1972 requires a listing of hospitals and nursing homes to whom payments in excess of \$25,000 were made, and all other providers to whom payments in excess of \$10,000 were made. The following is a list of the providers receiving in excess of the specified amounts for Fiscal Year 1981. The amount paid to providers includes all costs (employee salaries, rent, utilities, bookkeeping, supplies, equipment, etc.) involved in providing services, and does not represent a net amount or take-home pay to a provider.

ADAMS COUNTY

Jefferson Davis Memorial Hospital	898,914.04
Oakwood Lodge of Natchez	831,884.18
Glenburney Nursing Home	730,076.56
Trace Haven Nursing Home	405,650.74
Natchez Community Hospital	294,217.02
Natchez Charity Hospital	126,601.10
Gilbert Rexall D/Sto.	83,656.41
E. J. Flechas, M.D.	60,955.54
Morgantown Pharmacy	56,970.11
Wilson Drug Store	54,566.38
J. R. Todd, Jr., M.D.	52,951.29
Jacqueline Davis, M.D.	40,970.61
Pickle Rexall D/Sto.	35,580.50
Dempsey T. Amnacker, M.D.	33,388.39
Natchez Super Dr. #2	30,906.18
Todd Clinical Pharmacy	26,479.48
Benny A. Wright, D.D.S.	24,440.60
Haneys Drugs	23,849.72
Homer A. Whittington, M.D.	22,908.07
J. W. Iles, M.D.	21,764.69
Medical Arts Pharmacy	21,019.39
Katz & Besthoff #281	19,592.78
David Allen Ball, M.D.	19,044.50
D. H. Mutziger, M.D.	16,825.03
Walter T. Colbert, M.D.	15,133.65
Paul A. Doherty, O.D.	14,199.42
Howard Medi Save Pharmacy	14,174.81
Bernadette Sherman, M.D.	13,773.84
Geisenberger Bros. Dr.	13,518.54
Swink G. Hicks	12,283.06
Charles B. Gross, D.D.S.	10,210.00

ALCORN COUNTY

Care Inn Corinth	797,153.31
Magnolia Hospital	478,913.46
Whitfield Nursing Home	316,172.49
Wilson Drug Company	59,964.99
Alcorn Pharmacy, Inc.	42,885.36
Whitfield Pharm. & Jewelry	42,816.58
Medical Plaza Pharmacy	40,876.81
Lee C. Spencer, D.D.S.	32,495.50
Shelby C. Reid, M.D.	28,545.23
James Bennett Apothecary	24,945.97
Smith Drug Company	23,829.50
Magnolia Pharmacy	22,277.95
Ron's Medicine Shop	17,106.61
John Prather, M.D.	16,064.48
Super B Drug #2	14,011.95
Super D Drug #17	13,444.98
Bernard L. Shopp, M.D.	10,808.21
William R. Brown, M.D., P.A.	10,312.58

AMITE COUNTY

Centreville Health Care Center	707,207.04
Liberty Drug Store	44,230.38
P and S Pharmacy, Inc.	20,614.87
James S. Poole, M.D.	12,585.78

ATFALA COUNTY

Attala Co. Nursing Center	867,875.24
Montfort Jones Mem. Hospital	184,744.08
Sullivans Discount Drugs	79,371.00
Pickles Drug Store, Inc.	60,307.34
Boyd's Drug Store, Inc.	38,428.77
Reas Attala Discount Drugs	30,973.13
John Moody Burge, Jr., D.D.S.	28,158.00
City Drug Store	23,932.67
James D. Neaves, D.D.S.	19,940.00
A. Coleman Pickle, M.D.	14,940.68
Willard A. Barnes, M.D.	12,691.42
Paul E. Mink, M.D.	10,658.80

BOLIVAR COUNTY

Bolivar County Hospital	1,458,534.11
Cleveland Health Care Center	882,143.62
Shelby Drug Company	571,393.89
Care Inn Cleveland	548,224.65
Oakgrove Retirement Home	376,248.37
Haire Drug Center	350,032.22
Shelby Community Hospital	301,663.97
Mound Bayou Com. Hosp.	262,563.10
Robert C. Tibbs, II, M.D.	207,697.40
Buckleys Pharmacy	154,433.09
Paul Warrington, M.D.	150,344.48
Richard Waller, M.D.	139,896.30
R. T. Hollingsworth, M.D.	132,796.47
James E. Warrington, M.D.	125,437.24
Community Childrens Serv.	123,773.00
Donald J. Blackwood, M.D.	120,463.86
Medical Arts Pharm.	97,495.58
Merton C. Toler, M.D.	86,162.92
Gene L. Coopwood, D.D.S.	86,134.00
Delta Com. Health Center	73,513.14
P. Patel, M.D.	70,619.50
James Gray Adams, M.D.	66,634.49
Lewis Drug Store	55,497.22
Lance D. Whaley, M.D.	53,989.66
Eugene E. Tibbs, M.D.	50,256.51
John K. Abide, M.D.	43,737.04
John T. Milam, M.D.	43,529.78
Carl H. Barbour, D.D.S.	42,126.60

Economy Drugs, Inc.	39,864.37
Delta Drug Store	38,766.10
Paul Discount Drugs	32,933.48
Delta Comm. Home Hlth. Agc.	31,016.14
J. G. Peeler, Jr., M.D.	30,482.21
G. W. Green, M.D.	29,899.09
Arthur W. Lindsey, Jr., M.D.	28,591.25
Frank E. Reese, O.D.	23,164.35
Magnolia AMB Service	20,234.16
Delta Health Ctr.	19,814.72
Luther W. McCaskille, M.D.	19,376.00
Willie B. Lucas, M.D.	19,223.05
Samuel D. Austin, M.D.	18,436.75
Edwin E. Searcy, M.D.	17,071.40
William A. Eley, D.D.S.	15,716.00
Lawrence M. Sutton, Jr., M.D.	14,522.80
John T. Gibson, D.D.S.	13,298.00
L. S. Davidson, Jr., M.D.	12,305.93
Emergency Room Physician (E. Bolivar County Hospital)	10,338.00

CALHOUN COUNTY

Calhoun Co. Nsg. Home	426,082.53
Calhoun Cty. Med. Facility	176,185.29
Hillcrest Hospital	175,396.53
Plunks Pharmacy	47,587.14
Peoples Drug Store	41,420.91
Chandler Drug Co.	33,012.83
City Discount Drugs	27,941.61
Logans Discount Drugs	27,487.68
Guy Farmer, M.D.	24,199.32
Crockers Pharmacy	23,995.60
G and S Pharmacy	19,277.15
Orby L. Hamblin, M.D.	18,956.35
Thomas P. Waits, D.D.S.	13,504.60
George A. Riley, M.D.	13,418.91
Peter Wisniewski, D.O.	12,267.84
Lester D. Webb, M.D.	11,399.34

CARROLL COUNTY

Montgomery Drugs	55,115.59
Vaiden Drugs	30,551.52
David L. Meadows, M.D.	23,481.11
Millard S. Castilow, M.D.	22,224.48

CHICKASAW COUNTY

Houston Med. Center	409,949.54
Shearer-Richardson N/H.	309,551.43
Floy Dyer Manor	304,821.52
Floy Dyer E C F	107,242.33
Okolona Comm. Hosp.	129,344.44
Estes Walgreen Drg.	55,404.37
Houston Drug Company	48,687.11
Stewart-Harris, Inc. (Drugs)	34,018.23
Okolona Drug Company	32,561.41

Super G. Discount Drugs	31,775.76
Jos H. Shoemaker, M.D.	31,363.00
Houses Pharmacy	26,252.60
John D. Dyer, M.D.	25,279.06
Charles Secreste, M.D.	20,591.24
Houlka Pharmacy	18,660.80
Edward K. Gore, M.D.	17,353.82
Ronald Medlin, M.D.	15,510.77
John E. Harris, M.D.	13,954.66

CHOCTAW COUNTY

Choctaw County Hospital	381,006.26
Edward Pennington, M.D.	58,888.77
Moore Drug Co.	55,002.47
Crowder Drug Store	50,714.75
Hodges Pharmacy	26,390.81
William B. O'Kelly	24,688.92
Rester Discount Pharmacy	14,581.87
James B. Bryant, D.D.S.	12,916.00
George Bounds, M.D.	12,706.43

CLAIBORNE COUNTY

Claiborne County Hospital	281,662.19
Savrite Drugs, Port Gibson	78,504.09
McDaniel Pharmacy	70,155.05
Roy M. Barnes, M.D.	65,016.94
David M. Segrest, M.D.	45,423.66
Elton L. McAmis, M.D.	19,302.04
Nasim Akhtar Aziz, M.D.	13,586.38
Serve U H H A Sub-unit	11,030.02

CLARKE COUNTY

Archusa Convalescent Center	914,448.07
H. C. Watkins Mem. Hospital	396,995.87
Hammack Drug Company	82,809.77
Quitman Drugs	66,375.70
Crumbley Drug Store	43,617.43
James C. Graham, M.D.	28,377.62
Walter D. Gunn, M.D.	26,330.56
Samuel Marcus Allen, M.D.	23,318.46
Everitt Discount Drugs	22,262.70
Medicare Service Supply, Inc.	19,175.83
Donald Traxler, D.D.S.	17,665.00
Ivan Zamora, M.D.	15,876.46
Wheat Drug Co.	12,828.35
Wayne O. Byrd, M.D.	12,789.06

CLAY COUNTY

Care Inn West Point	917,353.01
Ivy Memorial Hospital	325,402.16
Rose Drug Co., Inc.	115,081.11
Robert T. Lott, M.D. Ltd.	82,077.24
Charles J. Nail, Jr., D.D.S.	31,308.00
William M. Billington, D.O.	27,931.26

Gibson Pharmacy	23,725.96
H. D. Posey, D.D.S.	18,717.00
Plaza Drug Company	17,754.77
Harco Super Drug	13,949.71
Ronald E. Powell, M.D.	10,563.58
Joseph D. Yates, D.D.S.	10,102.00

COAHOMA COUNTY

NW Miss. Regional Med. Center	2,054,383.96
Delta Manor Nursing Center	1,449,046.60
R. Ted Roberts, D.D.S.	121,556.30
Greenbough Nsg. Center	294,376.25
Haggard Drug Store, Inc.	99,300.47
Henderson Rexall Dr.	92,363.26
Economy Drugs	89,810.66
Julius L. Levy, M.D.	83,643.55
Bouldin Marley, M.D.	64,577.95
Donald R. Ellis, M.D.	57,499.15
Glen L. Wegener, M.D.	55,613.85
Henry A. McCrory, M.D.	52,399.25
Malcolm D. Bailey, Jr., D.D.S.	49,282.20
Williams Rexall Drug	49,103.78
Frank T. Marascalco, M.D.	45,927.90
Edgar W. Turner, D.D.S.	44,732.40
Purvis W. Hill, Jr., M.D.	33,535.24
William B. Bobo, M.D.	32,997.71
Van R. Burnham, Jr., M.D.	32,115.28
Tom S. Cooper, M.D.	30,644.28
Medi Center Pharmacy	29,984.68
John William Sullivan, D.D.S.	25,424.10
Peggy J. Wells, M.D.	24,568.05
Super D Drugs #20	23,914.36
Otha Williams, M.D.	21,969.33
W. F. Clark, M.D.	21,226.65
George C. Furr, M.D.	20,964.11
W. B. Johnson, Jr., M.D.	20,363.18
Sammy A. Hamway, M.D.	19,842.99
Melvin Ehrich, M.D.	19,814.70
Carole Mangrem, M.D.	18,629.00
Westgate Drugs, Inc.	18,125.09
E R Physician (N.W. Med. Center)	18,110.00
William S. Pollard, M.D.	17,939.65
Rodney W. Baine, M.D.	17,586.00
Clarksdale Surgical Clinic	16,968.46
Robert G. Traylor, O.D.	15,566.92
Jack Sartin, M.D.	15,349.12
Alvin M. Labens, O.D.	14,379.34
Wiley L. Fowler, D.D.S.	13,814.00
Hugh H. Andrews, D.D.S.	12,900.00
McGee Taylor Burke Clinic	12,861.80
Edwin M. Hemness, M.D.	12,589.54
Clinic Discount Drugs	10,819.72

COPIAH COUNTY

Pine Crest Guest Home, Inc.	344,295.22
Hardy Wilson Mem. Hospital	340,504.74

Allred Pharmacy, Inc.	87,859.14
Biggs Drug Store, Inc.	77,213.80
Super D #123	65,382.90
City Drug Store (Hazlehurst)	60,374.78
Robert M. Akin, M.D.	36,754.61
Gammills Pharmacy	36,697.04
Lamar Puryear, Jr., M.D.	34,229.38
Miss Discount Drugs	29,542.08
Fred McDonnell, M.D.	28,351.91
William M. Dabney, M.D.	26,113.84
James R. Stingily, M.D.	25,553.22
J. H. Long, M.D.	24,194.54
Robert Dale, Jr., M.D.	22,529.72
City Drug Store (Crystal Springs)	21,740.55
Economy Drug Co.	18,080.30
Jerry B. Gulledege, M.D.	17,267.54
Luther D. Turner, M.D.	14,541.92
Richard Akin, D.M.D.	13,091.35
Loren D. Breland, M.D.	12,554.52
Buy Lo Drugs, Inc.	11,617.32

COVINGTON COUNTY

Covington County Hospital	599,128.65
Woodland Hills Nsg. Home	501,052.31
C & C Drugs, Inc.	71,164.96
Carrs Discount Drugs	64,003.43
Clayton Drug Store, Inc.	53,026.30
Cranfords Drug Store	41,513.80
Powell Drug Store	35,934.94
Charles C. Tyler, M.D.	33,558.56
Joseph E. Johnston, M.D.	29,916.02
Weston Folse, M.D.	28,413.92
Whites Discount Drug	23,058.59
Charles P. Crenshaw, Jr., M.D.	18,110.17
Harlan B. Rogers, D.D.S.	17,550.00
Billy J. Mayfield, D.D.S.	13,691.00
James C. Bishop, D.D.S.	11,932.00
Earnest P. Reeves, M.D.	10,767.74

DESOTO COUNTY

Southaven Health Care	786,068.45
DeSoto Discount Drugs	64,674.23
Hernando Pharmacy	43,342.11
Robert B. Seymour, D.D.S.	42,700.00
Funderburks Drugs	31,098.41
Wadsworth Clinic P.A.	27,973.84
Henry M. Wadsworth, Jr., M.D.	21,961.01
Hoovers Drug Store	19,644.15
Hamilton Pharmacy	19,624.98
Malcolm D. Baxter, Jr., M.D.	16,618.22
Henry M. Wadsworth, Sr., M.D.	16,572.95
Redmon M. Code, M.D.	14,145.30
Southaven Rexall Drugs	10,907.82

FORREST COUNTY

Forrest County General Hospital	2,450,673.44
Convalescent Rest, Inc.	1,442,623.87
Hattiesburg Convalescent Center	1,050,530.45
Happy Acres Convalescent Center	795,405.42
Green Forest Convalescent Home	594,759.15
Convalescent Rest of Petal	449,329.26
Methodist Hospital	405,872.68
S MS Home Health Agency	163,883.56
Hattiesburg Cl P.A. RDU	136,098.64
Carl R. Hale, M.D.	106,331.15
Fairview Disc. Pharmacy	66,227.45
Mullican Pharmacy	64,151.64
Pathology Laboratory	56,538.05
Hub City Pharmacy, Inc.	49,543.50
Marcus L. Hogan, III, M.D.	49,322.48
Home Health Care of MS	44,642.69
Gambles Drugs, Inc.	43,075.25
John H. James, M.D.	42,671.84
Hattiesburg Clin. Lab P.A.	41,984.43
Darcey G. Kobs, Jr., M.D.	40,782.67
Medichek Med. Screen Clinic	40,409.00
James Martin, M.D.	39,149.96
Phillip W. Rogers, M.D.	37,796.86
Grover W. Smith, D.D.S.	34,587.00
Petal Drug Co.	32,700.50
J. Stephen Cockerham, D.D.S.	31,223.75
Gibsons Pharmacy	31,018.23
Minor L. Griffin, Jr., D.D.S.	29,072.75
Lawrence J. Naylor, D.D.S.	28,805.50
Charles E. Greer, D.D.S.	28,717.10
Jack C. Keen, M.D.	26,927.13
Owl Drug Store	26,127.94
David M. Owen, M.D.	25,918.29
Gibson Pharmacy 3	24,380.72
H. Lamar Gillespie, M.D.	24,320.98
Bennett Van York, D.D.S.	24,195.00
Home Health Agency Multico	23,692.37
Billie L. James, M.D.	23,341.29
John L. Pendergrass, M.D.	23,248.60
Medi Sav Disc. Drugs, Inc.	22,394.29
Kenneth J. Gaines, M.D.	22,075.66
Kelly R. O'Neal, Jr., M.D.	21,822.52
Frank E. Jones, M.D.	20,190.19
William A. Morrison, M.D.	19,257.02
William R. Raulston, M.D.	19,041.08
Ralph T. Wicker, M.D.	18,758.43
Ralph E. Abraham, M.D.	18,267.76
Green Eye Clinic P.A.	17,138.50
K. Ramsay O'Neal, M.D.	16,952.10
Dan Reikes, M.D.	26,371.50
Southwest Drug Store	16,604.48
Kate N. Aseme, M.D.	16,209.07
Bruce M. McCarthy, M.D.	15,832.29
Cohen Drug Company	15,127.58
James E. Alexander, M.D.	14,754.31
Emergency Room Physician (Forrest Gen. Hosp.)	14,677.00
John R. Jackson, Jr., M.D.	14,560.80

Home Health Care, Meridian	14,203.22
Katz & Besthoff #248	13,763.63
Roland R. Lubritz, M.D.	13,536.94
Richard F. McCarthy, D.D.S.	13,501.00
Charles E. Guice, M.D.	13,490.77
Lynn B. McMahan, M.D.	13,202.84
R. Conner Bills, D.D.S.	12,936.00
Charles E. Smith, M.D.	12,729.92
A. Jerald Jackson, M.D.	12,545.95
Nathan Shappley, M.D.	11,724.20
Donald V. Conerly, M.D.	11,655.42
James E. Spence, M.D.	11,577.55
Charles J. Parkman, M.D.	11,404.35
Hub City Home Health Service, Inc.	11,060.87
R. H. Clark, Jr., M.D.	11,000.16
Douglas F. Thomas, M.D.	10,809.57
T. E. Ross, III, M.D.	10,551.20
Hattiesburg Clinic	10,507.41
Savco Medical Plaza Pharm.	10,231.69
Orthopedic Clinic P.A.	10,008.51

FRANKLIN COUNTY

Meadville Nursing Home	531,161.95
Franklin County Mem. Hospital	242,594.06
Peoples Drug Store	70,957.59
Meadville Rexall Drugs	27,773.48
W. B. Larkin, Jr., M.D.	24,439.16
Bude Clinic	19,801.92
Super Save Drugs	19,641.59
Kings Discount Pharmacy	18,483.98
Edward J. Schmidt, M.D.	15,614.30
Maria Gonzalez, M.D.	12,069.54
Elmo Gabbert, M.D.	11,575.44
Dillon & Smith Pharmacy	10,004.87

GEORGE COUNTY

Glen Oakes Nsg. Home	454,177.81
George County Hospital	289,516.48
The Main Drug Co.	63,824.30
Al's Pharmacy	43,801.06
Hospital Rexall Pharmacy	24,157.00
Edwards Discount Drugs	19,204.45
Dayton E. Whites, M.D.	17,909.05
Raymond E. Tipton, M.D.	16,546.50
Community Medical Center	13,565.49
T. R. Shaw, M.D.	11,299.80
John Bearry, M.D.	10,029.66

GREENE COUNTY

Melody Manor Convalescent Center	443,585.09
Greene County Hospital	264,469.45
Dietz Drug Store	30,390.52
Hodges Pharmacy	20,334.41
State Line Drugs	16,170.10

Gilberto Patino, M.D.	12,710.92
A. Moreno, M.D.	11,508.96

GRENADA COUNTY

Care Inn Grenada	1,014,040.32
Grenada County Hospital	1,007,323.62
Marascalcos Sav Mor Drugs	71,684.00
D. L. Harrison, Jr., M.D.	64,626.84
McClure Drug Company	64,566.29
Chaney's Rexall	54,010.91
E. S. Richardson, D.D.S.	52,661.30
Bonnars Pharmacy	51,625.08
Dyre Kent Drug Co.	49,248.01
Thomas E. Holden, M.D.	40,017.19
Robert B. Townes, Jr., M.D.	33,875.62
Brister Pharmacy	33,444.26
Dyres Prescription Shop	27,360.70
Guy R. Braswell, M.D.	27,293.85
James W. Fite, M.D.	21,065.70
William B. Hunt, M.D.	19,411.52
Robert L. Coggin, M.D.	19,355.81
M. C. Campbell, M.D.	19,275.23
Gibson Pharmacy	18,537.43
Winfred E. Brown, M.D.	16,441.60
Gaines L. Cooke, M.D.	16,025.70
Crenshaws Pharmacy	15,152.20
Marascalco Drugs	11,479.78

HANCOCK COUNTY

Gulfview Haven, Inc.	546,373.70
Hancock General Hospital	365,397.69
Quality Drugs #2	46,107.69
Gulf Thrifty Drug, Inc.	27,911.05
Quality Drugs, Inc.	23,876.22
Vidanes E. Alcalen	16,933.80
Helen G. McGehee	16,676.60
Thomas B. Murphree, D.D.S. P.A.	15,274.75
Eckerd Drugs #504	14,695.01
Sidney A. Chevis, M.D.	11,556.82
Joseph R. Lee, M.D.	10,459.80

HARRISON COUNTY

Memorial Hospital	1,835,468.58
Howard Memorial Hospital	1,144,673.13
Miramar Nsg. & Conv. Home	1,136,914.48
So. Miss. Retardation Center	950,580.60
Gulfport Convalescent Center	808,930.68
Driftwood Nsg. Center	622,750.60
Gulf Coast Comm. Hosp.	507,776.97
Garden Park Comm. Hospital	441,683.42
Dixie White House Nsg. Home	369,500.54
T-D Drugs, Inc.	104,619.99
French Drug Co., Inc.	95,070.38

Oak Place Pharmacy, Inc.	74,729.38
Joseph R. Mitchell, M.D.	71,650.72
Emi Yamashiro, M.D.	61,382.21
Felix H. Dunn, M.D.	53,707.89
Medical Arts Pha., Inc.	48,596.65
Robert J. Schmidt, M.D.	42,801.77
Joseph L. Faison, M.D.	42,240.96
Kimbrough & Quint Dr.	37,667.25
J. O. Tate, D.D.S.	36,354.60
Fred H. Walker, M.D.	35,038.00
Day Drug Company, Inc.	33,822.91
Taylor Harris Drug Store	31,438.18
Henry K. Hillman, M.D.	29,283.80
Broad Ave. Pharmacy	27,481.30
Jason V. Smith, M.D.	27,377.84
Coastal Family Health Center	25,956.00
Economy Drugs	25,855.29
E R Physician (Memorial Hosp.)	24,703.00
Richard C. Schmidt, M.D.	24,431.60
T. D. Pharmacy, Inc.	24,353.52
William H. Murdock, Jr., D.D.S. M	23,940.00
T & T Discount Pharmacy	23,466.34
Frank L. Schmidt, M.D.	22,436.90
Daniel O. Conwill, D.D.S.	21,589.00
John W. Godsey, M.D.	21,241.35
Sidney H. Wong, M.D.	21,207.21
Gerald W. Segraves, D.D.S. P.A.	20,992.50
Oney C. Raines, III, M.D.	20,175.72
Andrew K. Martinolich, M.D.	19,613.55
Unicare Home Health	18,898.29
Hoshall S. Barrett, Jr., M.D.	18,283.28
Katz & Besthoff #207	16,452.54
Gregory E. Bertucci, M.D.	15,564.77
D. A. Hopkins, M.D.	15,557.91
Leonard Ball, M.D.	15,277.34
Crawford H. Cleveland, M.D.	15,078.29
Abraham Gelperin, M.D.	14,070.32
Douglas G. Cosentino, M.D.	14,046.14
Patrick L. Pierce, M.D.	14,010.94
Mullers Pharmacy, Inc.	13,976.76
Jones Bros. Drug Co. of Pass Christian	13,832.47
A. Rhodes Perry, Jr., M.D.	13,718.18
Prescription Center	13,137.75
Tom Mason, D.D.S.	13,091.20
Beach Pharmacy, Inc.	12,660.51
Katz & Besthoff #211	12,326.15
Covichs Pharmacy	12,290.80
Wm. C. Hopper, Jr., M.D.	11,958.40
Wm. F. Pontius, M.D.	11,888.42
Amser Ambulance	11,828.02
Henry A. Maggio, M.D.	11,222.03
Eddie's Drug Store	10,997.48
Pearl Bequesse, M.D.	10,891.80
Super D Drugs #36	10,863.67
Prices Pharmacy	10,784.33
Ronald Lee Brown, M.D.	10,679.47
Carney A. Brice, D.D.S.	10,350.00
E R Physician (Howard Mem. Hosp.)	10,297.00
J. Tom Feurifoy, M.D.	10,160.44
Arthur H. Johnson, M.D.	10,030.05

HINDS COUNTY

University Hospital	10,934,861.27	Edwards Pharmacy	36,672.03
Miss. State Board of Health	2,272,628.04	Mooreco Drug	36,052.05
Miss. Baptist Medical Center	2,635,301.20	Bobby J. Heath, M.D.	36,004.14
Hinds General Hospital	2,094,041.61	E. L. Gieger, M.D.	34,882.23
St. Donomic-Jackson Memorial Hospital	1,562,704.98	Susan B. Campbell, M.D.	34,684.00
Manhattan Health Care Center, Inc.	1,026,092.33	Univ. OB-GYN Asso.-Bates	34,132.20
Clinton Country Manor	989,956.70	Frederick Heckler, M.D.	33,641.69
Care Inn Clinton	959,619.01	Howard Medi Save Pharmacy	33,511.97
Albermarle Health Care Center	937,057.69	C. J. Moran, Jr., M.D.	32,813.93
Crawford Nursing Home	364,682.05	Univ. OB-GYN Asso.-Meeks	32,054.50
Miss. Nursing Home	607,908.33	James Anderson, M.D.	37,377.00
Lakeland Nursing Center	549,419.96	Marjorie Hendrickson, M.D.	31,781.60
Inglewood Manor, Inc.	559,886.93	James D. Hardy, M.D.	31,760.69
Carter Guest Home	409,676.27	Albert B. Britton, Jr., M.D.	31,657.75
MS Methodist H & Rehab Center	318,845.07	Thrifty Drug Store #1	31,559.17
Community Nursing Center	302,949.29	Roy Wilson, M.D.	31,509.19
Magnolia Home for Conv.	242,905.24	Robert Britt, M.D.	31,218.20
Cottage Grove Nsg. Home	220,165.71	Univ. OB-GYN Asso.-Sampson	30,625.28
Kidney Care RDU	186,638.91	Luther C. Fisher, III, M.D.	30,297.44
Northgate Pharmacy	182,172.61	C. E. Jones, Jr., D.D.S.	29,999.00
Whispering Pines, Inc.	300,337.63	Linda Johnson, O.D.	29,945.55
William F. Hand, D.D.S.	160,734.50	Medical Plaza Pharmacy	29,615.74
Compere Nursing Home	279,657.72	Patricia Norman, M.D.	29,313.10
MS Cripple Children	153,929.52	Kidney Care, Inc. RDU Clar.	28,710.53
Main Drug Store, Inc.	133,723.35	R. Arnold Smith, M.D. P.A.	27,590.54
Central Childrens Service	125,380.00	Univ. OB-GYN Assoc.-Wiser	27,409.00
Jackson-Hinds Comp. Hlt. Ctr.	121,670.47	Super D Drugs 28	27,078.41
Doctors Hosp. of Jackson	97,146.93	Reynaldo Rodriquez, M.D.	27,029.00
Wesley Prater, M.D.	84,930.65	Samuel B. Johnson, M.D.	26,952.93
Harlan Discount Drugs	81,848.53	Daksha M. Patel, M.D.	26,918.80
Southwest Drugs #20	81,848.50	Gill Drugs, Inc.	26,649.25
John D. Bower, M.D.	81,462.22	Starkey L. Hudson, M.D.	26,598.46
Southwest Drug Co., Inc.	78,153.12	Serve U Home Health Agency	25,661.08
McLain Drug Store	74,333.77	Clinton Cavett, M.D.	25,633.00
T. P. Discount Pharmacy	73,190.30	Philip G. Rhodes, M.D.	25,535.00
Super D Drugs #26	72,840.39	Revco Drug Store No. 1531	25,051.90
Southwest Drug Co., Inc.	69,887.89	William A. Neely, M.D.	24,945.86
Univ. OB-GYN Assoc.-Wiener	64,515.00	Cent. Miss. Cli. Lab.	24,737.89
Raymond Drug Store	64,199.42	Carrol F. Landrum, M.D.	24,431.08
Howard Medi Save Pharmacy	62,161.97	Delors E. Magee, Jr., M.D.	24,132.93
Univ. OB-GYN Asso.-Morrison	62,112.00	Dan Emory Smith, M.D.	24,090.90
Univ. OB-GYN Asso.-Rivlin	57,832.70	Bratley Medical Lab	29,610.20
Seshardri Raju, M.D.	56,549.13	Super D Drugs 24	23,607.36
Kidney Care Meridian	54,618.16	Irvin Henderson, D.D.S.	23,258.50
Cortez McFarland, M.D.	52,047.10	Charles E. Grissom, M.D.	23,183.76
Terry Discount Drugs	48,694.58	Ellis B. Tellis, III, M.D.	23,001.55
Robert Smith, M.D.	47,898.55	Emergency Room Physician (Hinds Gen.)	22,843.64
Kidney Care Greenville RDU	47,826.94	Metro Discount Drugs	22,763.72
Kidney Care, Inc. RDU	46,694.94	Jackson Medical Assn. P.A.	22,709.33
Kidney Care, Inc. RDU Col	43,009.49	Waymond L. Rone, M.D.	22,299.60
Harvey C. Sanders, M.D.	41,449.65	James A. Joransen, M.D.	22,169.00
STA Home HHA	47,688.36	R. K. Smithhart, O.D.	22,011.98
Malcolm P. Taylor, M.D.	41,107.64	Ollie Hardoway, Jr., D.D.S.	21,765.60
Super D Drugs No. 101	40,516.87	Richard C. Boronow, M.D.	21,714.06
Univ. OB-GYN Asso.-Ruvinsky	40,325.50	John V. Richey, M.D.	21,487.34
Mr. Disc. Drugs of S. Jackson	40,101.75	Div. of Urol-Krueger	21,340.86
James D. Mitchell, M.D.	39,139.79	Reva Bender Morgan, D.D.S.	21,127.20
Richard Miller, M.D.	38,982.40	Thomas A. Baines, M.D.	20,912.44
Anderson Drug & Gift Ctr.	38,266.32	Robert A. Sanford, M.D.	20,696.25
		Fred McMillan, M.D.	20,629.91

Otric B. Hickerson, M.D.	20,128.76
David L. Jones, D.D.S.	20,090.80
Gwendolyn R. Hogan, M.D.	19,971.00
Frazier E. Ward, M.D.	19,827.07
Raul E. Valenzuela, M.D.	19,225.58
Alan Freeland, M.D.	19,107.68
Capitol Drug Company	18,963.08
E R Physician (St. Donomic Hosp.)	18,586.55
Thomas Herrin, M.D.	18,422.00
Hinds Urology Clinic P.A.	18,340.25
M. S. Melvin, O.D.	18,155.37
E. H. Finch, D.D.S.	18,033.70
Nell J. Ryan, M.D.	17,739.00
UMC Anes Assoc.	17,609.53
Earneest L. Rankin, M.D.	17,459.03
Charles R. McCollum, Jr., M.D.	17,197.48
William F. Lynch, M.D.	17,101.59
Central Miss. HHA	17,027.58
Ken Mays Medicine Shoppe	17,006.97
W. Michael Vise, M.D.	16,826.78
John P. Mladineo, M.D.	16,555.16
Charles Leonard, D.D.S.	16,307.00
Aaron Shirley, M.D.	16,264.50
Moorco Inst. Pharm. Sales	16,173.17
Willie J. Hill, D.D.S.	16,085.00
Super D Drugs #33	16,026.27
Reuel May, D.D.S.	16,019.50
Lakeland Surgical Cl	15,827.33
Jackson Fire Dept. EM Serv.	15,530.90
Miss. Artificial Limb Co.	15,353.06
Billy N. Watkins, M.D.	14,785.09
Farlows Pharmacy, Inc.	14,757.83
Hollmans Pharmacy	14,652.24
Ernest D. Reynolds, M.D.	14,622.66
Jackson Heart Clinic, P.A.	14,534.73
Clarence J. Kees, III, M.D.	14,528.95
Central Ortho Clinic P.A.	14,519.18
Univ. OB-GYN Assoc.-Rahman	14,331.00
Martin H. McMullan, M.D.	14,284.76
Myron W. Lockey, M.D.	14,067.13
Helen B. Barnes, M.D.	13,979.50
Julian Harold Conn, M.D.	13,956.90
Van Winkle HHA, Inc.	13,883.46
Robert Ball, M.D. UIMA	13,875.00
Robert Ball, M.D.	13,824.42
Joes Super Discount Drugs	13,622.78
Ching J. Chen, M.D.	13,579.64
Univ. OB-GYN Assoc.-Barnes	13,432.00
Utica Drug Company	13,056.09
Bradford Brent Drugs	12,925.85
John K. Minyard, M.D.	12,919.56
Richard L. Blount, M.D.	12,705.66
James L. Hughes, Jr., M.D.	12,521.36
Timothy Summers, M.D.	12,411.88
Anes Phys, GRP	12,365.02
Parkins W. End Pharmacy	12,290.45
Healthco	12,284.32
John P. Buckley, M.D.	12,246.65
Miss. Discount Drugs #3	12,224.37
Thomas L. Kilgore, Jr., M.D.	12,151.14

Robert P. Russell, M.D.	12,136.39
David G. Watson, M.D.	12,135.00
Capitol HHA, Inc.	11,914.39
James B. Barlow	11,803.55
Robert O. May	11,671.50
Treasury Drugs 7831	11,401.48
Howard D. Dear, Jr., M.D.	11,313.18
Ottis G. Ball, M.D.	11,086.25
Maravillosa Alqueza, M.D.	10,966.50
William M. Aden, M.D.	10,862.31
James W. Maher, M.D.	10,786.04
B. L. Whites, M.D.	10,709.53
Anthony B. Petro, M.D.	10,617.02
J. Patrick Barrett, M.D.	10,517.97
Walter L. Bourland, M.D.	10,454.64
Jerome A. Carroll, M.D.	10,414.78
Garfield Tournay, M.D.	10,404.78
Willie Grady O'Reilly, D.D.S.	10,333.00
J. C. McGehee, M.D.	10,275.13
Dongs Pharmacy	10,251.37
Springridge Pharmacy	10,184.35
Charles Robertson, M.D.	10,074.00
Brents Drugs	10,068.05

HOLMES COUNTY

Holmes County Comm. Hospital	703,821.74
Peoples Rexall D/Store	157,511.99
District 2 Comm. Hospital	152,894.07
Henrich Drug Store	137,930.01
John G. Downer	131,892.10
Pickens Pharmacy	96,141.69
Joes Drug Center	86,247.48
Howell & Heggie Drug	79,922.50
Tchula Drugs, Inc.	66,354.18
Sidney A. Johnson, M.D.	55,685.80
Haire Drug Center	55,540.14
Hugh L. Gowan, M.D.	43,141.34
Chas. W. Campbell, M.D.	36,981.70
Roy L. Smith, M.D.	33,690.37
J. Rhett Presley, D.D.S.	33,264.00
Richard C. Godfrey, D.D.S.	27,782.00
Twin Co. AMB Serv.	26,530.89
Paul B. Brumby, M.D.	23,003.72
Ferguson Drugs	22,740.70
Coy E. Patton, D.D.S.	20,504.00
Brumby and Campbell Clinic	18,438.85
E R Physician (Holmes Cty. Comm. Hosp.)	13,989.00
Gordon D. Russell, D.D.S.	12,741.80
Johnny B. Bills, M.D.	10,577.48
Arthur A. Derrick, Jr., M.D.	10,375.40

HUMPHREYS COUNTY

Belzoni Nursing Home	370,678.54
Belzoni Hospital	299,608.97
Humphreys Cty. Hospital	226,544.35
A. E. Wood, Jr., M.D.	126,340.33

Stubbs Drug Store, Belzoni	112,113.78
Truners Drug Store, Inc.	100,614.02
Full E Con, Inc.	91,266.92
Belzoni Pharmacy	71,281.74
Gortons Pharmacy	71,061.74
Longs Drug Store	69,187.89
Walter M. Groton	58,368.41
Tate Haymon, D.D.S.	44,991.00
Toxey E. Hall, M.D.	39,277.89
Stubbs Drug Store, Isola	32,910.53
Samuel C. Sugg, M.D.	27,883.38
Thomas J. Barkley, M.D.	22,664.66
Mid Delta HHA	17,443.57
James L. Houston, O.D.	17,395.08
Belzoni ECF	12,696.00

ITAWAMBA COUNTY

Daniels Nsg. Home	903,160.63
Itawamba County Hospital	141,824.02
The Prescription Center, Fulton	51,506.42
The Apothecary Shop	47,913.03
S & W Pharmacy, Inc.	42,811.89
Fulton Drug Company	41,439.65
Billy T. Collum, M.D.	18,333.78
G. A. Tubb, M.D.	15,556.15
Mantachie Pharmacy	13,288.78
Garry's Drugs	11,188.84

JACKSON COUNTY

Singing River Hospital	1,502,960.13
Plaza Nursing Center	793,470.42
Gulf Coast Nsg. Home	532,653.71
Ocean Springs Nsg. Center	326,495.28
Medical Arts Pharmacy	34,760.67
Medi Mart Pharmacy	33,069.04
Paul H. Moore, M.D.	23,818.59
James H. Halbrook, D.D.S.	21,914.00
Emergency Room Physician (Singing River Hosp.)	21,508.00
Pas Point Discount Drugs	21,061.41
Robert Holbert, M.D.	18,933.09
Reuben P. Morris, M.D.	17,912.15
Sol E. Johnson, Jr., M.D.	17,271.56
Lovelace Drug Store	16,841.88
Daniel J. Enger, M.D.	15,726.99
Sav Rex Pharmacy	14,150.55
Pattersons Pharmacy	13,177.98
Cavers, Inc. (Drugs)	12,936.20
Eckerd, Pascagoula	11,226.75
Gulf Coast Drugs	10,634.18
Escatawpa Pharmacy	10,550.81

JASPER COUNTY

Jasper Health Care Institute	625,867.04
Standard Drug Store	56,230.36
Teds Discount Drugs	51,628.66

Blackledge Disc. Drugs	44,948.84
Adron K. Lay, M.D.	36,424.34
William R. Eure, M.D.	34,990.71
Barnett Pharmacy	34,414.00
Heidelberg Pharmacy, Inc.	28,802.24
Oscar J. Briseno, M.D.	25,050.11
Samuel M. Massey, D.D.S.	18,218.00
Jerald S. Hughes, M.D.	17,164.74
The Medicine Shoppe	16,415.65
Hughes Hadley Clinic	14,773.97
William H. Parker, M.D.	10,324.86

JEFFERSON COUNTY

Jefferson County Hospital	429,107.16
Sav-Rite Drgs. of Fayette	101,196.50
Shanti Pandey, M.D.	79,274.87
Bankston Marron, Inc.	60,716.07
Medger Evers Health Center	43,050.45
Willie L. McArthur, M.D.	29,364.34
Charles R. Humphrey, Jr., M.D.	26,947.27
James S. Mangum, D.D.S.	24,915.00

JEFFERSON DAVIS COUNTY

Jefferson Davis County Hosp.	900,550.84
Hudson Drugs	161,087.86
Palace Drug Store	58,585.25
Myron L. Arrington, M.D.	48,450.08
Stamps Drug Store	43,086.79
Dinesh Goel, M.D.	40,317.05
Anse B. Howard, III, M.D.	36,567.80
David B. Cloyd, D.D.S.	31,878.00
Frank L. Leggett, M.D.	24,454.80
Bullocks Discount Pharmacy	22,124.50
City Drug Store	20,312.60
James R. Dumas, D.D.S.	15,208.00

JONES COUNTY

Ellisville St. School	1,798,581.70
Pecan Grove ICF MR	1,428,557.85
Jones County Comm. Hospital	1,036,387.32
Hearthside Haven Nsg. Home	923,736.57
Jones County Rest Home	466,440.49
Nucare Convalescent Ctr.	346,156.08
South Miss. State Hospital	332,632.79
Davidson Rest Home	302,975.42
Read Drugs	68,893.89
Laurel Gen. Hospital	66,665.78
Ernest McCraw, M.D.	51,438.30
Ellisville Mun. Hosp.	42,958.25
Therrell Drug Store, Inc.	40,177.88
Carter Drug Co.	39,519.67
Dikets Professional Drug	37,229.63
Dons Drugs	33,894.76
Blackledge Discount Drug, Inc.	33,370.21
Johnston Drug Store	32,683.63
Sumrall Drug Store	31,008.71

Path Science Lab, Inc.	25,587.30
Thomas F. Leggett, Jr., D.D.S.	24,616.20
James U. Morrison, Jr., M.D.	22,930.60
Kent B. Leggett, D.M.D.	22,887.00
W. R. Green, M.D.	20,818.85
Wells Discount Drugs	19,675.41
Rex W. Collins, M.D.	18,251.04
E R Phys. (S. Miss. State Hosp.)	18,151.00
B. R. Patel, M.D.	17,366.29
Phil O. Nelson, Jr., M.D.	16,717.33
Thomas Pharmacy	16,104.91
Hugh W. Stancill, III, M.D.	15,785.36
James Chapman Waites, M.D.	15,352.00
Alton F. Moss, M.D.	15,042.86
Robert R. Applewhite, M.D.	14,816.52
Cecil T. Williams	14,631.98
T. H. Blake, Jr., M.D.	13,420.80
Robert L. Thompson, M.D.	13,187.92
James A. Pittman	13,136.70
Williams Drugs	11,777.47
Emergency Room Physician (Jones Cty. Comm.)	11,754.00
Laurel Bone and Joint Clinic	11,716.83

KEMPER COUNTY

Kemper County Hospital	107,675.19
Vandeverder Drug Store	47,018.28
Adams Drug, Inc.	40,479.77
Prentiss F. Keyes, M.D.	12,989.15
J. L. Smith, M.D.	11,285.21
W. W. Oliphant, M.D.	10,969.16

LAFAYETTE COUNTY

Woodlane ICF MR	2,410,273.41
N. MS Retardation Center	614,337.36
Gracelands Conv. Center	968,583.76
Oxford Lafayette Cty. Hospital	536,742.91
Golden Years Retirement	202,944.00
Gathright Reed Drug Co.	52,230.26
James W. Rayner, M.D.	31,895.23
Oxford Med. Ctr. Pharmacy	31,785.06
Covin M. Jordan, M.D.	23,507.32
G & M Pharmacy	23,050.79
Thomas S. Glasgow, M.D.	22,616.11
James Bruce, M.D.	22,147.92
Chaney's Eastgate Pharmacy	19,565.24
Waller's Discount Drugs	16,824.67
Blaylocks Drug Store	14,182.70
Prescription Center, Inc.	14,038.94
Don Newcomb, D.D.S.	13,805.00
Fred G. Corley, M.D.	13,476.13
Leslie Drugs, Inc.	12,052.36
Wayne T. Lamar, M.D.	11,394.32
Billy Joe Jordan, M.D.	11,183.71
Mid Town Drugs	11,127.60
Leroy A. Selvidge, D.D.S.	10,501.00

LAMAR COUNTY

Lumberton Citizens Hospital	154,294.16
Citizens Drug 2	113,768.70

Johns Disc. Drugs, Inc., Lumberton	51,477.60
Hudson Rexall Drugs	47,408.83
Adventist Health Center	46,465.47
Sumrall Drug Store	28,705.01
Lumberton Drug Store	25,713.08
William H. Vann, Jr., D.D.S.	22,824.50
Bob Henry Parker, D.D.S.	20,207.50
Warren B. Dale, Sr., M.D.	19,430.74
Johns Disc. Drugs, Inc., Purvis	18,561.32
Lloyd Z. Broadus	18,270.24
Angus M. McBryde, M.D.	13,353.60
Thomas McFarland, M.D.	12,296.16

LAUDERDALE COUNTY

E. Miss. St. Hospital N/H	1,917,706.50
Broadmoor Health Care Center	865,223.36
Matty Hersee Hospital	637,122.27
Meridian Nsg. Center	579,205.40
Meridian Convalescent Home	561,009.24
Meridian Regional Hospital	524,407.35
Rush Foundation Hospital	377,684.55
Queen City Nsg. Center	334,963.00
F. G. Riley Memorial Hospital	311,282.69
Golden Sunset Guest Home	257,285.77
Jeff Anderson Mem. Hospital	193,193.39
Don Waldrons Disc. Drug	170,776.29
Tutor Drug, Inc.	119,739.60
Rayner Drug Store	94,351.18
Walter R. Holladay, M.D.	52,489.18
Meridian Path. Diag. Lab.	49,572.80
Eugene Hunter, D.D.S.	47,819.00
Mr. Discount Drug Inc. #3	47,336.36
Mr. Discount of Meridian #2 Inc.	45,401.57
Wendell H. Cook, M.D.	43,449.46
E R Physician (Mattie Hersee)	42,988.00
Eckerds Drug Store #134	41,218.20
Tutor & Sims Drugs	27,920.64
Internal Medicine Assoc.	23,410.74
J. T. Callahan, M.D.	19,756.04
E. E. Robinson, Jr., M.D.	16,753.71
Meridian Orthopedic	16,113.00
Anderson Pharmacy	16,031.87
William Dudley, Jr., M.D.	15,875.63
Howard Medi Save Pharmacy	15,649.71
Charles M. McKay, D.D.S.	15,212.00
Antonio M. Rubio, M.D.	17,982.92
Med Art Surg. Group Ltd.	13,938.11
John C. Clay, M.D.	13,807.82
A. Gary Boone, M.D.	13,499.52
Howard Medi Save Pharmacy	13,254.45
Frederick R. Hunt, M.D.	12,395.57
Hospital Discount Drugs	10,830.54
A. Wayne Sullivan, M.D.	10,497.55
M. Fieldon Hurst, M.D.	10,465.10

LAWRENCE COUNTY

Lawrence County Med. Ctr.	442,853.83
Lawrence County Hospital	370,678.44

Hudson Pharmacy #1	111,342.66
Brantley B. Pace, M.D.	60,552.52
Hudson Pharmacy #2	40,455.17
Jimmy's Discount Drugs	30,050.01
Lee's Drug Store	24,637.67
John W. Waller, M.D.	19,586.69
Richard G. Burris, M.D.	15,986.72
Daniel G. Martindale, D.D.S.	14,438.00
Marvin Ettinger, M.D.	12,661.70

LEAKE COUNTY

Carthage Health Care Center, Inc.	706,909.34
Leake County Mem. Hospital	418,275.60
Thaggards Hospital, Inc.	207,230.14
Hospital Discount Drugs	79,948.13
City Drug Store	76,244.08
Leake Drug Company	71,237.15
Carthage Discount Drug	66,543.24
Bill's Pharmacy	52,275.57
H. M. Fairchild, M.D.	34,685.83
Al Thaggard, M.D.	29,758.14
Super Discount Drug Store	26,356.36
David Moody, M.D.	23,596.98
James R. Mayfield, M.D.	21,350.11
Prescription Shop	20,204.04
Frank W. Bowen, M.D.	18,109.29
Walnut Grove Pharmacy	12,022.05

LEE COUNTY

North Miss. Medical Center	2,410,553.45
Tupelo Manor Nursing Home	861,389.10
Lee Manor Nursing Home	644,524.84
Cedars Health Center	598,702.62
T & S Pharmacy	84,865.04
Roys Prescription Shop	84,361.35
McDuffie Drug Co.	44,226.67
Internal Medicine Assoc.	43,800.52
Super D Drugs, Inc. 14	41,232.87
Thurmond Beasley, D.D.S.	38,002.60
Surgical Clinic, Tupelo	31,987.90
Edmondsons Drug Store	30,057.33
Thomas Kincannon Elk (Drugs)	30,056.58
Thomas D. Woolbridge, M.D.	30,050.75
S. Jay McDuffie, M.D.	24,530.00
Hall Pharmacy	23,793.11
Urology Assoc. P.A.	22,600.97
Tupelo Anesthesia Group	22,019.48
Tupelo Ortho Clinic	21,941.72
John M. Blakey, M.D.	19,649.00
Norris Crump, M.D.	19,630.17
Medical Center Drugs	19,121.52
Nelsons Discount Drugs	18,756.35
B. L. Walker, M.D.	18,115.26
E. A. Raines, M.D.	17,830.05
Richard Warriner, D.D.S.	17,579.00
L. C. Costley, M.D.	17,358.77
Swan B. Burrus, M.D.	16,243.06
James H. Neely, M.D.	16,211.56

Toms Pharmacy, Inc.	15,942.75
Emergency Room Physician (N. Miss. Medical Center)	15,872.90
Marshall Edmondson, M.D.	15,575.10
Community Disc. Drugs	14,599.53
H. K. Hudson, M.D.	14,405.05
Wm. L. Kahlstorf, M.D.	14,251.28
Matthew B. Wesson, M.D.	14,225.04
East Heights Pharmacy	13,838.52
J. Leighton Pettis, Jr., M.D.	13,436.70
Douglas E. Clark, M.D.	12,744.80
Radiology of Tupelo P.A.	11,812.78
James T. Trapp, M.D.	11,559.50
Royce H. Franks, M.D.	11,524.50
Daniel L. Brasfield, M.D.	11,464.48
Sons Discount Drugs	11,164.57
Super D #47	11,003.26
William A. Gary, M.D.	10,936.74
Joe Bailey, M.D.	10,537.48
Surgery Assoc., P.A.	10,366.93
Joseph A. Pryor, M.D.	10,271.25
Charles W. Wikle, D.D.S.	10,098.00

LEFLORE COUNTY

Greenwood Leflore Hospital	2,073,878.81
Golden Age Nsg. Home	1,255,143.23
Pemberton Manor Nsg. Home	950,711.57
Care Inn, Greenwood	875,251.40
Chaney's Pharmacy	205,775.25
Crick Med. Clinic Pharmacy	162,308.72
Delta Childrens Service	143,514.00
Milton T. Person, Jr., M.D.	126,244.49
Charles M. Shields, D.D.S.	93,310.60
S. R. Evans, Jr., M.D.	91,591.20
Brett Persons, M.D.	88,468.50
Gene E. Crick, M.D.	85,166.76
Edwin M. Meek, Jr., M.D.	76,932.50
E M S Clinic RHC	74,722.00
Solomon Holman, M.D.	69,171.00
Chaney's Court Sq. Pharmacy	66,937.20
Durhams Drug Store	65,380.74
Crosstown Pharmacy	53,751.57
Clyde Smith, M.D.	49,780.28
George J. Nassar, M.D.	48,284.84
Barrett Hodges Drugs, Inc.	45,460.28
John Hey, M.D.	39,570.71
Michael W. Coleman, M.D.	38,742.91
Economy Drugs	36,765.83
Shirley Cornwall, D.D.S.	35,244.00
William B. Jones, M.D.	32,924.88
Eugene F. Webb, M.D.	27,903.83
Sta Home HHA - Grenada	26,893.45
Fred M. Sandifer, III., M.D.	26,739.18
Eckerd Discount Drug	26,379.28
Paul Kosko, M.D.	25,760.77
Raymond W. Browning, M.D.	25,310.30
Louis A. Mitchell, M.D.	22,185.85
Horace T. Whitaker, M.D.	22,042.95
Fred M. Sandifer, Jr.	22,016.59

Robert M. Fedric, D.D.S.	20,942.60
William L. Thompson, D.D.S.	20,502.00
Carl P. Bernett, M.D.	19,841.60
Eastgate Pharmacy	19,687.62
Bolivar A. Sims, O.D.	19,188.95
J. F. Lucas, Jr., M.D.	18,701.98
Tallazoo AMB Serv.	18,464.49
Michael H. Carter, Jr., M.D.	16,639.09
Double M Rent Al.	16,154.56
S. H. Jeff Lambdin, M.D.	15,395.30
James R. Hardin, M.D.	14,995.78
E R Physican (Greenwood Leflore)	14,523.50
James B. Falker, M.D.	14,162.91
James S. Robbins, M.D.	13,923.79
W. M. Hicks, M.D.	13,156.82
Jesse R. Hightower, M.D.	11,473.50
W. M. E. Anderson, III, M.D.	11,307.90
John Alford, D.D.S.	11,156.00
Marilyn A. Barker, M.D.	10,540.20

LINCOLN COUNTY

Cartwheel Lodge Nsg. Home	944,124.49
Kings Daughters Hospital	475,759.83
Brook Manor Nsg. Center	426,835.13
Haven Hall Nsg. Ctr.	408,915.58
Silver Cross N/H	346,467.76
Bane Drug Center	49,684.71
Sav on Drugs	32,065.12
Cases Pharmacy	31,794.76
Bakers Pharmacy	30,119.49
Super D Drugs 31	29,632.91
Albert L. Lott, M.D.	22,904.24
Joseph C. Hillman, M.D.	19,131.06
Leonard G. Beckham, D.D.S.	17,820.50
Medi - Care Pharmacy	16,184.27
Louie F. Wilkins, Jr., M.D.	16,056.17
J. J. Breeland, M.D.	15,145.33
Res-Care Inc.	14,991.90
Dan T. Keel, Jr., M.D.	14,817.68
Vernon W. Doster, M.D.	14,147.87
Jim C. Barnett, Jr., M.D.	13,922.85
Walley Field Drug Store	12,914.03
Bane Drugs	12,182.90
David Hill Strong, M.D.	11,124.95
Prentiss L. Smith, M.D.	10,838.94
Louis A. Benoist, M.D.	10,711.68

LOWNDES COUNTY

Aurora Australis Lodge	877,759.86
Golden Triangle Reg. Med. Center	839,305.55
Columbus Hospital	243,225.45
Magnolia Manor Nsg. Home	453,851.90
Fairlane Drug Co.	76,742.19
Southern Drugs	51,026.51
Emmett J. Stringer, D.D.S.	48,778.00
Jo Newall Robinson, M.D.	35,543.25
Charles B. Dahlke, M.D.	34,142.09
B. L. Sullivan, M.D.	28,974.83

Alexanders RHA, Inc.	28,720.24
Richard L. Griffith, M.D.	28,487.19
Columbus Path. Lab.	28,002.18
Richard L. George, M.D.	25,866.40
Superx Drugs of Texas, Inc.	23,622.37
Reeces Drug Store	22,925.60
Alford Drug Co.	20,476.30
Glenn B. Richardson, M.D.	17,480.41
Medical Arts Pharmacy	14,950.93
Gibsons Pharmacy	14,604.49
Sheltons Pharmacy	13,674.79
E Room Physician (Golden Tri. Reg. Ctr.)	13,184.00
Williams Drug No. 1	12,846.95
John D. Wilson, M.D.	12,656.88
Hawkins Rexall Drug, Inc.	11,612.62
Albert H. Laws, M.D.	11,159.80
J. Henry Holleman, M.D.	10,438.52

MADISON COUNTY

Canton Nursing Center	1,392,511.39
Madison General Hospital	890,664.82
Willard F. Bond Home	274,492.89
Allens Drug Store	98,405.21
Canton Discount Drugs	86,951.36
Miss. Disc. Drugs, Inc.	68,415.66
Guys Drug Store	61,304.39
Madison Yazoo Leake FHC	78,227.13
A. G. Hadjialexandrou	54,390.20
Terrel O. Bailey, M.D.	44,351.44
Flora Discount Drugs	42,214.91
Noble Drug Company	33,531.54
Joe W. Terry, M.D.	32,068.62
Thomas L. Kiester, M.D.	31,649.87
Hudsons Pharmacy	28,043.03
Jacobs Drugs	24,496.47
George D. Allard	24,308.30
Mosby's Drug Store	22,529.94
Harry A. Bartee, M.D.	20,595.24
E. G. Spivey, Jr., D.D.S.	19,496.00
Mithcell B. Wells, D.D.S.	19,002.00
Chas. H. Heywood	15,216.77
B. Nandakumer, M.D.	14,268.40
William Truly, Jr., M.D.	13,848.20
Joseph Jones, Jr., M.D.	13,772.50
B. H. Cook, M.D.	12,392.45
George A. Carmichael, M.D.	12,151.45
Allan P. Durfey, Jr., M.D.	11,481.65
Ridgeland Discount Drugs	11,392.23

MARION COUNTY

Floodrian Manor Nsg. Home	894,457.93
Marion County Gen. Hospital	359,527.94
The Myrtles	348,526.41
Cedars Convalescent Ctr.	208,399.69
Sav on Drugs of Col.	59,743.87
Cook & Fortenberry Drugs	59,343.74
Shepards Pharmacy	50,844.36
Discount Drugs	44,306.89

Family Clinic.....	43,806.41
Walker Brothers Druggist.....	43,310.79
Harris Drug Co.	33,421.84
Taylor's Pharmacy.....	30,079.47
Columbia Disc. Drugs, Inc.....	30,026.78
James B. Conerly, D.D.S.	29,892.10
Joseph S. Haney, Jr., M.D.....	11,769.08
Robert Herrington, M.D.....	11,661.70
Dick Thomae, M.D.....	10,749.45

MARSHALL COUNTY

Care Inn, Holly Springs.....	867,049.54
Marshall County Hospital.....	407,040.08
Tyson Drug Co.....	156,783.33
Seale Drug Company, Inc.....	103,152.11
Freeman's Pharmacy.....	64,659.90
Robinsons Drug Store.....	52,913.98
Henley John Jones, D.D.S.....	40,481.80
Medical Center Pharmacy.....	34,826.92
Olufemi O. Okunoren, M.D.....	33,633.98
Joseph A. Hale, D.D.S.....	25,663.00
Sam P. McClatchy, M.D.....	24,625.50
Byhalia Drug Company.....	23,643.65
Brooks V. Monaghan, M.D.....	23,404.27
Marion V. Green, M.D.....	22,142.09
Byhalia R H C.....	17,080.19
Herbert S. Phillips, M.D.....	15,474.36
W. H. Booth, M.D.....	12,500.45
Robert P. Tate, M.D.....	12,132.75
Emergency Room Physician (Marshall County Hospital).....	11,283.00
J. T. Jones, O.D.....	11,015.50
Charlie B. Ferguson, M.D.....	10,397.50

MONROE COUNTY

Hillcrest Manor, Inc.....	952,205.15
Amory Manor Nursing Home.....	793,262.61
Aberdeen Monroe Cty. Hosp.....	506,108.26
Gilmore Mem. Hospital.....	479,601.38
The Prescription Center.....	140,244.92
Nancy A. Jamchuk, M.D.....	64,745.91
Antonio Jamchuk, M.D.....	64,373.69
Hudson Drugs, Inc.....	49,787.53
Robert E. Coghlan, M.D.....	39,927.53
Peoples Drug Co.....	39,721.84
William T. Oakes, M.D.....	39,464.65
Senters Drug Store.....	26,035.60
Hospital Pharmacy.....	24,906.06
McDuffie Pharmacy.....	24,802.33
Harco Super Drug.....	22,540.42
Lee R. Murphree, M.D.....	22,303.31
Harco Drug Inc #225.....	21,598.57
Greenhaw Pharmacy.....	21,219.21
John N. Turnage, M.D.....	19,173.16
East Drugs.....	17,946.33
Roger Wright, D.M.D.....	13,453.00
Cutcliff Drug Co.....	12,290.50

G & Y Drug Store.....	11,997.70
Bruce Atkinson, M.D.....	11,908.19
James K. McCown, D.D.S.....	11,390.00
R. R. Lacey, O.D.....	10,734.90
Jimmie L. Beasley.....	10,331.15

MONTGOMERY COUNTY

Winona Manor.....	926,055.27
Tyler Holmes Hospital.....	513,167.69
Kilmichael Hospital.....	115,169.29
Kilmichael Drug Store.....	90,095.26
Wm. A. Middleton, M.D.....	80,162.96
Moormans Drug Store.....	72,282.46
McDougals Drug Store.....	71,136.63
L. C. Henson, M.D.....	68,829.71
Plaza Drug Store.....	61,031.10
Bozones Pharmacy.....	42,581.97
David L. Meadows, M.D.....	26,007.90
Millard S. Costilow, M.D.....	21,295.91
R. E. Kemp, D.D.S.....	18,639.10
Bruce Raffel, M.D.....	16,376.19
Charles O. Williams, M.D.....	12,010.66

NESHOBA COUNTY

Neshoba Cty. Gen. Hosp.....	1,049,824.18
Hamill Drug Store.....	61,997.68
Browns Discount Drugs.....	60,915.19
Billy Gene Molpus, D.D.S.....	51,382.00
Thompson Drug Store.....	42,739.70
Choctaw Health Ctr.....	39,380.30
Keas Hospital Pharmacy.....	36,588.91
Augustus P. Soriano, M.D.....	36,091.78
C. N. Cannon, M.D.....	35,217.42
Robert L. Moore, Jr., M.D.....	32,686.58
Stribling Drug Store.....	30,417.33
James H. Leigh, Sr., M.D.....	28,652.95
Adkins Pharmacy.....	23,565.81
Rudolph A. Posey, D.D.S.....	20,637.00
Yates Drugs.....	11,973.18

NEWTON COUNTY

Conva. Rest of Newton.....	894,379.52
Hilltop Manor Ltd.....	493,278.77
Laird Hospital, Inc.....	234,399.90
Newton Hospital.....	94,469.39
McBeath Drug Store.....	62,861.47
Wheeler Drug Store.....	42,305.33
Williams Drugs.....	39,350.16
Moores Pharmacy.....	38,942.50
Billy R. Shows, M.D.....	35,362.88
Austin P. Boggan, M.D.....	29,530.58
John G. Alexander, M.D.....	21,678.62
Alexanders Pharmacy, Inc.....	18,488.65

NOXUBEE COUNTY

Noxubee General Hospital	754,399.30
City Drug Store	152,357.12
Larry Morris, M.D.	93,245.21
Patrick H. Gill, M.D.	92,042.28
Glen Pugh, M.D.	86,108.12
B & O Pharmacy	85,039.09
Brooksville Pharmacy	77,069.06
Dudley E. Dickerson, D.D.S.	52,130.20
James C. Ratcliff, M.D.	44,660.99
Williams Drug Store	42,066.19

OKTIBBEHA COUNTY

Rolling Hills Nsg. Center	1,471,329.14
Starkville Manor	852,913.74
Oktibbeha County Hospital	562,363.12
G. Leroy Howell, M.D. Ltd.	170,975.86
Tom Bailey Memorial Hospital	73,934.21
Wier Drug Co.	62,754.41
Booth Pharmacy	61,365.76
Southdale Drugs	47,219.11
Wise Drug Store	45,589.94
Fieldco Discount Drugs	42,003.84
Douglas L. Conner	39,995.19
Medical Center Pharmacy	33,232.82
Kermit D. Laird, M.D.	32,995.81
Harrison C. Walker, D.D.S.	28,645.00
John F. Eckford, M.D.	21,399.23
Sue Haley Simmons, M.D.	21,069.27
B. T. Nash	19,806.35
Rodney W. Waldrop, D.D.S.	19,581.40
George G. Walker, M.D.	19,140.98
Dempsey C. Strange, M.D.	18,560.49
Starkville Discount Drugs	18,148.66
State Discount Drugs, Inc.	17,108.07
Owings Drug Co.	14,511.22
Leonard H. Brandon, Jr., M.D.	13,459.10
Martin M. Pomphrey, M.D.	13,301.48
Thomas W. Rankin, D.D.S.	12,665.00
Russell Ray Lyle, M.D.	11,753.00
Anne A. Roberts, M.D.	11,703.20
Michael Howe, M.D.	10,932.00
Thomas H. Price	10,819.05
Carmen Simon, M.D.	10,114.34

PANOLA COUNTY

North Panola Hospital	1,010,693.46
Batesville Manor Nursing Home	822,969.65
South Panola Comm. Hospital	266,899.46
Michael E. Shaheen, M.D.	111,991.66
Elliott W. Tucker, Jr., M.D.	56,336.22
Medical Art N H Pharmacy	54,578.39
City Drug Store	53,948.12
Mettetal Pharmacy	48,335.44
Holtom Drug Co.	46,795.33

Parkview Pharmacy	43,358.76
William A. Spencer, M.D.	36,634.78
Henry D. Stone, M.D.	35,172.36
Sullivans Drug Store	33,164.09
Bailey Walgreen Agency (Drugs)	26,289.16
City Drug Store, Inc.	26,243.30
Crenshaw Pharmacy	25,091.12
Mettesave Discount Drugs	24,663.00
William A. Spencer, M.D., P.A.	23,509.38
Ben J. Moore, M.D.	23,037.10
Larry W. Herring, D.D.S.	22,884.50
Saverex Drugs	22,195.51
Medical Art Pharmacy	21,717.47
E. A. Steward, M.D.	21,245.12
David E. Pruitt, D.D.S.	21,177.00
R. C. Purochit, M.D.	18,035.75
J. M. Smott, M.D.	16,503.51
George C. Carlson, M.D.	16,275.24
David A. Ball, M.D.	12,373.15

PEARL RIVER COUNTY

Picayune Conv. Home	823,496.71
L. O. Crosby Mem. Hospital	784,861.20
Pearl River Cty. N/H	377,530.98
Pearl River Drug Co.	82,166.55
Medical Center Pharmacy	66,934.43
Thomas McKaney, M.D.	63,032.19
Leo E. Gibson, M.D.	51,651.20
Picayune Drug Co.	40,726.16
Boones Pharmacy	36,241.46
C. J. Blackburn, M.D.	32,721.65
Walker Pharmacy	31,741.36
Willie F. Stringer, M.D.	30,064.35
Westside Pharmacy	25,090.67
Franklin R. Hayden, M.D., Ltd.	23,700.81
Gibson Pharmacy, Inc.	23,250.89
Donald R. Berry, M.D.	18,143.10
Dewitt L. Bolton, M.D.	18,014.90
Eckerd Drugs #532	16,597.34
Don C. Rudeen, M.D.	16,437.86
Sewell K. Kepner, Jr., M.D.	12,263.18
Berry Clinic Pharmacy	11,686.27
Russel G. Chauvin, M.D.	11,621.50
David A. Debassonet, M.D.	10,811.32
Katz & Besthoff #282	10,597.74
James L. Schrock, D.D.S.	10,512.00
Thomas Purser, III, M.D.	10,094.31

PERRY COUNTY

Perry Cty. Gen. Hospital	242,883.18
Whites Discount Drugs	49,996.72
Carleys Drug Store	48,192.65
William E. Moak, M.D.	41,998.07
Edwin H. Cole, M.D.	35,870.41
Stricklands Pharmacy	35,668.48
Beaumont Drugs	18,489.97
Harmon A. Foster, M.D.	16,424.34

PIKE COUNTY

S W Miss. Reg. Med. Ctr.	1,369,844.70
McComb Extd. Care N/H	892,352.91
Southwest E C F	845,876.68
So. Pike Comm. Hospital	134,420.29
Gillis Drugs	89,913.82
Southgate Pharmacy	68,942.03
Corner Drug Store	66,708.85
Herrington Rexall Drugs	63,498.73
Sav on Drugs No. 1	52,042.88
Wendall B. Holmes, M.D.	51,098.48
Finch & Lewman, Inc. (Drugs) ..	42,387.61
Tom Carey, M.D.	37,552.40
Sav on Drugs, Inc. #2	37,360.14
John W. Boyd, M.D.	34,491.33
Kings Discount Drugs	34,403.82
H. John Sanders, M.D.	33,161.10
Edsel F. Stewart, M.D.	32,323.16
Medical Center Pharmacy	30,531.59
Gene Parker, D.D.S.	28,633.50
State Pharmacy	26,456.43
Victor L. Walsh, D.D.S.	24,846.00
Terry E. Westbrook, M.D.	24,612.07
Magnolia Discount Drugs	24,179.71
Will Austin, M.D.	23,860.18
Ledon Langston, M.D.	23,375.70
Harry C. Frye, M.D.	22,473.55
C. Foster Lowe, M.D.	22,060.97
Howard Brothers Pharmacy	21,173.70
William G. Gillis, M.D.	21,155.73
E. J. Price, Jr., M.D.	19,499.47
Henry L. Lewis, III, M.D.	19,495.43
Katz & Besthoff #247	19,415.54
Edwin Bert Bradford, M.D.	19,372.70
Patrick E. Tarpy, M.D.	18,944.40
B. L. Crawford, III, M.D.	18,593.30
Thomas Jeffcoat, M.D.	17,135.10
Thomas L. Moore, Jr., M.D.	16,960.49
James W. Pressler, M.D.	16,614.67
William H. Meyer, M.D.	15,926.15
Shelby Smith, M.D.	15,097.20
Ralph L. Brock, M.D.	14,960.17
Benjamin Simo, M.D.	14,112.34
Causey Sanders Pharmacy	13,209.11
Benton E. Hewitt, M.D.	13,081.70
Julian T. Janes, Jr., M.D.	13,020.04
H. Leggett George, D.D.S.	12,971.00
William T. Mayer, M.D.	12,459.43
Jep S. Brock, D.D.S.	12,361.85
Sidney O. Ross, Jr., M.D.	11,832.04
Donald E. Price, D.D.S.	10,342.00

PONTOTOC COUNTY

Gracelands	509,036.76
Pontotoc Comm. Hosp.	277,208.79
Sunshine Rest Home	176,482.88
James R. Medlin, M.D.	83,369.32

Montgomery Drug Company	62,862.65
Ramsey & Young Pharm.	53,472.76
Furr Drug Company	35,211.04
James W. Speck, M.D.	31,317.02
Whitworth-Ashmore Drug	28,917.92
Pontotoc Pharmacy	21,116.67
James W. Speck, M.D.	17,331.51
John M. Patterson, M.D.	17,283.83
William B. Howard, M.D.	14,085.36

PRENTISS COUNTY

Aletha Lodge N/H Inc.	533,990.09
Northeast Miss. Hospital	405,324.08
Oakview Rest Home	264,892.42
Cox Blythe Drug Co.	87,119.39
Houston Drug Store	61,216.00
Medical Arts Pharmacy	50,983.27
Toms Drug Store	47,838.02
Tigrett Drug Center	41,120.36
Smith Drug Company	33,560.14
Booneville Drugs	23,476.95
Baldwyn Disc. Drug, Inc.	22,492.31
Charles D. Johnson, D.D.S.	21,330.00
Joseph Madera, M.D.	21,212.25
Joseph L. Hurst, M.D.	19,302.03
Paul C. Ellzey, M.D.	17,998.48
Vernon Chase, M.D.	17,959.07
Glenn Bennett, M.D.	14,610.35
Dwight A. Johnson, M.D.	11,979.00
Samuel C. Galloway, M.D.	11,543.16
Floyd Drug Co., Inc.	10,871.40
Webster Cleveland, Jr., M.D.	10,672.68

QUITMAN COUNTY

Quitman County Hospital	751,759.84
Stones Drug Store	69,957.65
James O. Goldman, D.D.S.	63,334.50
Dons Pharmacy, Inc.	48,422.73
City Drug Store	43,980.06
Lewis H. Cook, M.D.	42,823.97
Marshal B. Lynch, M.D.	38,536.97
Goly R. Henry, Jr., D.D.S.	27,218.00
Sledge Drug Store	24,536.97
Quitman Co. Amb. Service	14,653.40

RANKIN COUNTY

Jacquith Skilled Nsg. Home	1,255,964.72
Hudspeth Ctr. ICF Mr.	1,034,537.49
Crossgate Manor	1,508,067.70
Rosewood Skd. Nsg. Home	363,031.59
Rankin General Hospital	312,549.75
Briar Hill Rest Home	372,301.05
Brandon Disc. Dr., Inc.	88,553.13
Richard E. Schuster, M.D.	73,104.34
Womans Hospital	44,460.28
Rhodes & Robby Drugs, Inc.	34,155.29

Paul E. Edwards, M.D.	27,146.64
Perrys Drug Store	21,817.09
Boles Discount Drugs	19,165.11
Delton Moore Disc. Drugs	15,156.90
Rankin Discount Drugs	14,892.73
Donald C. Myers, D.D.S.	12,558.00
Murphys Rexall Drugs	12,258.99
Johns Pharmacy	11,127.71

SCOTT COUNTY

Scott Cty. Nursing Home	726,908.92
West Scott Co. Hosp.	120,547.50
S E Lackey Mem. Hosp.	113,794.25
Gibson Pharmacy	56,731.21
Dedeaux Pharmacy	50,859.02
Howard D. Clark, M.D.	41,235.08
Russells Drug Co.	40,110.85
Webbs City Drugs, Inc.	38,547.42
Ott Drug Company	35,006.20
John Paul Lee, M.D.	31,340.14
Sta Home HHA, Forest	21,336.52
Harold L. Russell, Sr., D.D.S.	19,495.00
Red's Woodland Pharmacy	19,210.06
Jesse W. Austin, M.D.	18,636.22
Eckerd Drugs #599	16,225.81
Carleton Drug Store	14,093.41
Carter's Pharmacy	13,115.78
D & B Discount Drugs	11,388.58

SHARKEY COUNTY

Sharkey Issaquena Hospital	139,586.86
Care Inn, Rolling Fork	118,149.57
Robert H. F. Lynch, M.D.	56,736.17
Windhams Disc. Pharmacy	42,051.35
Anguilla Drug Co.	39,763.68
Atchleys Village Phar.	35,344.83
Village Pharmacy	25,123.01
Henry B. Goodman, M.D.	17,682.60
David B. Bosscher, D.O.	11,849.60

SIMPSON COUNTY

Millcreek Reha. ICF Mr.	1,026,512.43
Hillcrest Health Ctr., Inc.	960,705.67
Mendenhall Nursing Home	527,782.30
Magee General Hospital	265,318.51
W. L. Jacquith ICF/MR Retard.	244,743.73
Simpson General Hospital	161,274.32
McGuffee Drug, Inc.	67,617.91
Choctaw Disc. Drugs	65,205.88
Gene Polks Pharmacy	57,799.04
Service Drugs	51,187.82
Magee Disc. Drug Store	37,367.39
Patrick Pasco, D.O.	34,897.14
Mendenhall Drug Co.	29,547.35
James O. Stephens, M.D.	22,678.73
Styrons Disc. RX Shoppe	21,472.73

W. G. Munn, M.D.	21,064.21
A. M. Chiemprabha, M.D.	15,216.42
Chas. Pruitt, III, M.D.	13,468.62
Dennis Adams, M.D.	12,980.21
Jack L. Herring, M.D., P.A.	12,735.48

SMITH COUNTY

Smith County General Hospital	177,646.12
Rolling Acres Ret. Center	66,556.21
Little Pharmacy	43,190.85
Farmers Drug Co.	39,505.42
Wm. Douglas Owen, M.D.	38,174.83
The House of Medicine	31,074.77
Fords Rexall Drugs	24,864.23
Mize Discount Drugs	22,293.26
Verlon E. Hughes, D.D.S.	21,861.00
John R. Harper, M.D.	20,421.85
Robert E. Jennings, M.D.	19,786.86
Peoples Discount Drugs	18,077.99
Peoples Discount Drugs	15,500.43
Vance Baucum, M.D.	11,350.72

STONE COUNTY

Azalea Gardens N/H	1,042,956.25
Stone County Hospital	190,915.29
Whites Pharmacy	33,685.84
Wilson's Pharmacy	27,778.84
Ray L. Cooley, D.D.S.	24,516.00
Wiggins Clinic, Ltd.	18,961.68
Stone County Drugs	15,057.79
Gordon S. McHenry, M.D.	13,020.30
Johns Disc. Drugs #3 Inc.	12,596.50
Hubert F. Campbell, M.D.	12,461.30

SUNFLOWER COUNTY

Ruleville Healthcare	666,277.42
Care Inn, Indianola	543,592.60
South Sunflower County Hosp.	496,608.08
North Sunflower Hosp.	394,962.29
Gilbows Pharmacy	128,519.46
Travis Q. Richardson, M.D.	116,276.74
Martins Pharmacy	80,360.33
Parkers Pharmacy	67,362.90
Joseph A. Hull, M.D.	63,808.40
Rawls Drug Store	63,315.03
Albert M. Phillips, M.D.	56,557.46
Jack W. Crowell, M.D.	54,141.02
W. L. Prichard	50,340.39
W. Tom Martin, D.D.S., P.A.	49,734.20
Whites Drug Store	42,754.47
Edwards Rexall Drugs	41,216.67
C. Phillip Land, D.M.D.	38,250.00
Robert N. Hurt, M.D.	34,975.21
Guy H. Robinson, M.D.	34,558.37
Spencers Drugs	33,558.98
Caldwell Drug Co., Inc.	30,167.80

W. H. Rose, M.D.	29,435.53
William Hood, D.D.S.	29,248.00
Donald Drug Company	27,986.49
Collins Drug Store	27,136.43
Horne Drug Store	21,554.41
Chas. M. Dorrough, Jr., M.D.	18,051.00
Magic Mart Pharmacy	16,283.68
Lee Pharmacy, Inc.	13,577.27
John G. Egger, M.D.	12,601.46
David L. Rogers, O.D.	11,055.31
Warrens Childrens Service	10,417.00
Adelo Aquino, M.D.	10,031.64

TALLAHATCHIE COUNTY

Tallahatchie General Hospital	493,290.29
Sumner Drug Store	118,569.15
Charleston Drug Co.	96,377.77
John M. Cross, M.D.	73,837.11
Theodore T. Lewis, M.D.	69,436.73
Richard E. Waller, M.D.	60,588.55
W and D Pharmacy (Sumner)	59,203.95
Woods Drug Store, Inc.	56,456.44
William R. Bolen, D.D.S.	46,986.30
James E. Warrington, M.D.	42,234.00
W and D Pharmacy (Webb)	32,098.33
Sumner Clinic	19,570.51
Paul R. Googe, M.D.	17,257.93
Estate of A. W. Hulett, M.D.	16,969.58
Southern Discount Drugs	11,549.18

TATE COUNTY

Senatobia Conva. Center	867,710.35
Senatobia Comm. Hosp.	763,916.68
Hugh M. Monteith, III, D.D.S.	68,540.50
D. D. Sidhu, M.D.	65,064.97
City Drug Co., Inc.	60,499.63
John D. Rogers, D.D.S.	57,577.20
Flowers Drug Store	57,495.25
Varner Drug Co., Inc.	51,970.52
Mays Pharmacy	50,805.71
Coldwater Pharmacy	41,344.55
Ethelyn Smith, M.D.	40,361.36
Comm. Disc. Pharmacy, Inc.	30,192.31
John L. Black, M.D.	19,150.72
E Side Walgreen Agy.	17,748.31
Emil E. Aftandilian, M.D.	16,826.72
John C. Powell, M.D.	15,934.92
Audie M. Adams, M.D.	12,263.28
Albert D. Powell, M.D.	11,235.90
Amor Aftandilian, M.D.	16,794.56

TIPPAH COUNTY

Ripley Manor Nsg. Home	928,509.51
Tippah County Hospital	675,207.38
Rest Haven Nsg. Home	354,433.42

City Drug Co., Inc.	107,154.98
James Discount Drugs	82,620.57
Ripley Drug Company	76,058.46
Hollis Discount Pharmacy	73,729.69
Locks Drug Store	60,992.40
Horton Taylor, Jr., M.D.	31,594.08
Marion E. Hill, D.D.S.	26,867.00
E. George Farrell, M.D.	20,789.70
Charles M. Elliott, M.D.	20,651.56
Orville P. Stone, M.D.	20,426.81
Thomas L. Ketchum, M.D.	20,083.90
Tommy T. Simpson, M.D.	17,084.38
John M. Hoja, M.D.	16,974.63
Walnut Drug Store	15,176.10
Pharmacists Inc. #1	15,036.76

TISHOMINGO COUNTY

Tishomingo County Hospital	370,629.26
Pickwick Manor Nsg. Home	159,633.19
Super D Drugs #121	55,356.05
Yarber Drug Store	50,531.14
Rushing Drug Co.	34,627.82
Iuka Discount Drugs	27,007.14
Curtis Bros. Drug Store	24,736.76
Kelly S. Segars, M.D.	23,657.51
Kenneth Draper, M.D.	16,709.85
Gatlins Pharmacy	12,586.74
Bobby P. King, M.D.	11,403.13
Alphonsus Flannery, M.D.	10,856.44
Ben Earl Kitchens, M.D.	10,668.55

TUNICA COUNTY

Tunica County Hospital	232,928.98
Tunica Pharmacy, Inc.	107,510.54
Tunica Quality Drugs	88,296.29
Salim Wahab, M.D.	83,849.35
Thomas K. Chandler, Jr., M.D.	31,550.52
T. L. Turpin, D.D.S.	17,993.10

UNION COUNTY

Union County Gen. Hospital	712,014.64
Roselawn Nursing Home	569,877.73
Hospital Pharmacy	59,386.00
Catt Drugs	41,601.47
Gray Drug Company	38,159.78
Medical Center Pharmacy	27,986.51
Gibsons Pharmacy	26,042.46
Harco Super Drug #224	25,012.93
Eastgate Pharmacy	20,822.26
Samuel Creekmore, III, M.D.	20,367.76
David B. Ellis, M.D.	19,693.99
Kenneth R. Cargile, M.D.	16,650.10
Richard H. Russell, M.D.	16,550.82
Eddie E. Bramlitt, M.D.	14,667.88
Stephen M. Shirley, M.D.	14,356.70

Family Med. Clinic.....	12,002.55
New Albany Surgical Gr.....	12,624.18
James L. Thornton, M.D.....	11,547.73
Thomas A. Shands, M.D.....	10,491.82

WALTHAM COUNTY

Waltham Cty. Gen. Hospital.....	685,220.97
Tylertown ECF.....	415,680.56
Bill Dora Nursing Home, Inc.....	343,490.57
Adams Discount Pharmacy.....	114,187.01
Kantan P. Butani, M.D.....	99,751.46
Pigotts Drug Store.....	70,051.21
Holmes Disc. Drugs.....	50,570.94
Breland Drug Company, Inc.....	49,770.45
Posavnik S. Gararaj, M.D.....	41,422.70
Walter W. Crawford, M.D.....	28,550.22
B. L. Crawford, Jr., M.D.....	23,713.55
B. M. Mitchell, D.D.S.....	21,964.00
Albert R. Lee, Jr., M.D.....	15,601.85

WARREN COUNTY

Vicksburg Trace Haven.....	892,873.09
Vicksburg Conv. Home.....	804,776.36
Shady Lawn Nursing Home.....	450,278.19
Kuhn Mem State Hospital.....	396,002.52
Mercy Reg. Medical Center.....	326,010.18
Vicksburg Hospital, Inc.....	264,335.52
Durst Discount Drugs.....	63,534.95
Corner Drug Store.....	44,189.66
Colonial Dist. Drugs.....	43,922.65
Howard Medi Save Pharm.....	35,515.40
Thomas B. Dominick, M.D.....	32,984.62
K. S. Potnis, M.D.....	32,875.50
Peoples Drug Store, Inc.....	28,613.29
Haworth Home Health.....	25,467.70
Donald Jackson, D.D.S.....	23,572.20
Street Clinic Lab.....	22,600.57
Clay St. Drug Store.....	15,238.72
Paul Pierce, M.D.....	14,750.83
Gary Cheslek, D.D.S.....	12,944.00
Walgreen Co.....	11,844.75
Battlefield Dis. Drugs.....	11,756.06
Waverly C. Artz, D.D.S.....	10,803.00
Lacy G. Horn, Jr., M.D.....	10,700.00
F. Lamar McMillin, M.D.....	10,642.69

WASHINGTON COUNTY

Delta Medical Ctr.....	1,387,645.39
Miss. Ext. Care of Greenville.....	847,729.43
Greenville Conv. HM, Inc.....	929,051.47
So. Washington Co. Hosp.....	556,421.58
Autumn Leaves Nsg. Home.....	300,232.04
Arnold Avenue Nsg. Home.....	291,831.10
Kings Daughters Hospital.....	246,535.23
Correro Pharmacy.....	146,544.43
Hollandale Clinic.....	118,057.75

Sanders Pharmacy, Inc.....	99,457.75
William H. Spragins, M.D.....	84,125.35
J. Edward Hill, M.D.....	79,839.18
City Drug Store.....	75,832.20
Witte W S Mem. Hospital.....	75,384.39
P D Condon Drug Store.....	72,787.02
Med View Pharmacy.....	72,227.66
John M. Estees, M.D.....	67,323.57
Matthew J. Page, M.D.....	62,228.12
Turners Pharmacy.....	54,398.84
Peoples Drug Store.....	46,735.01
Condon East Union Phar.....	42,960.63
Robert T. Love, Jr., M.D.....	40,320.50
Sidney Prosser, M.D.....	38,960.20
Sanders Hospital Pharmacy.....	35,199.04
Azlin Drug Store.....	31,130.62
Condon E Union Pharmacy.....	30,718.47
E R Physician (Delta Med. Ctr.).....	26,525.60
Eckerds Drug.....	25,992.12
Hollandale Area HHA.....	25,272.53
Thomas H. Simmons, M.D.....	24,411.15
William A. Williamson, O.D.....	22,987.29
Kelly D. Alexander, Jr., D.D.S.....	22,779.50
Charles H. Burton, Jr., D.D.S.....	21,488.00
Clarence B. Clark, Sr., D.D.S.....	17,482.50
Clarence B. Clark, Jr., D.D.S.....	16,326.00
Royal L. Jordan, D.D.S.....	15,937.00
John C. Sandefur, M.D.....	14,757.14
Super D #126.....	13,186.61
Joseph S. Bennett, D.D.S.....	12,769.00
Washington Co. Amb. Ser.....	12,720.17
Phillip Doolittle, M.D.....	12,276.90
T.Y. Williford, Jr., M.D.....	11,012.00
Delta Discount Drugs.....	10,669.96
Brunswick R. Wong, O.D.....	10,405.79
Condons Fairview Pharmacy.....	10,298.86

WAYNE COUNTY

Wayne Gen. Hosp.....	550,588.71
Restful Acres Nsg. Home.....	457,898.80
Stanley Pharmacy.....	78,248.43
W. W. Walley, M.D.....	72,283.27
Clanton Drug Co.....	60,869.77
James P. Wood, M.D.....	51,874.78
Blakeney's Discount Drugs.....	43,696.77
Travis Pharmacy.....	36,539.86
Joseph D. Stringer, D.D.S.....	25,792.50
Bonner Discount Drugs.....	23,873.58
Lomax Discount Drugs.....	20,521.98
W. D. Young, M.D.....	19,531.27
Dixie Drug.....	18,139.28
E R Physician (Wayne General).....	12,591.20
W. D. Newsom, O.D.....	10,510.41

WEBSTER COUNTY

Eupora Health Care Ctr.....	720,273.10
Webster General Hospital.....	429,207.54

Booth Drugs	89,588.80
Murphy Drug Company	78,349.73
Charles A. Ozborn, M.D.	63,480.13
Embry Drug	41,026.34
James E. Booth, M.D.	26,493.33
William B. Gifford, M.D.	22,326.45
Fernando Lora, M.D.	17,158.99

WILKINSON COUNTY

Field Mem. Comm. Hosp.	535,068.97
Louis J. Owens, M.D.	60,153.83
City Drug Store	54,386.78
Martens Drug Store	52,863.82
Normans Discount Drugs	36,858.48
David B. McGraw, M.D.	33,271.70
Jack Quinn Causey, M.D.	29,209.49
Field Clinic Pharmacy	28,355.40
Thomas Lobrana, D.D.S.	23,413.20
Hurst Rexall Pharmacy	18,184.96
John B. Flood, M.D.	15,974.26
T. Delton Moore, D.D.S.	15,808.00
Richard J. Field, Jr., M.D.	15,430.84
Wilk-Amite Haven	14,061.12
C. E. Catchings, Jr., M.D.	11,888.26

WINSTON COUNTY

Winston County Comm. Hosp.	608,149.90
Tri County Nursing Home	473,096.41
Louisville Discount Drugs	138,001.31
David T. Wilson, M.D.	83,324.44
Tabor Drugs	53,444.88
F. Horton Giffin, D.D.S.	50,692.30
Robert T. Land, D.D.S.	39,514.00
Charley McCool Pres. Gift	29,754.81
Tillman Pharmacy	27,133.08
Boswell Rexall Drugs	24,968.23
David D. Richardson, M.D.	22,922.16
Hickman Drugs	22,432.26
James E. Calloway, M.D.	15,609.50
Scotts Pharmacy	14,888.84
Dewitt G. Crawford, M.D.	13,103.07
James R. Giffin, M.D.	10,784.53

YALOBUSHA COUNTY

Yalobusha Gen. Hospital	540,045.85
Turnage Drug Store	42,318.22
J H Bates and Co. (Drugs)	32,141.38
Dalton E. Spears, M.D.	31,154.50
Walleys Medical Ctr. Pharmacy	25,984.89
Andy Jones, D.D.S.	23,814.02
M and R Super Drug	22,576.58
Wileys Drug Store	13,113.74

YAZOO COUNTY

Care Inn, Yazoo City	1,349,368.67
Kings Daughters Hospital	236,884.64
Webbs Pharmacy	91,524.21
Vanjons Pharmacy	87,659.40
William N. Nelson, Jr. D.D.S.	58,318.50
Essco Disc. Drug Ct. Inc.	58,257.19
Phy. & Surgeons Pharmacy	54,300.62
Daniel Gambrell, M.D.	52,869.49
Cyril A. Walwyn, M.D.	51,813.98
Harrison V. Pittman, Jr., D.D.S.	33,404.00
Webb Nagle Drug, Inc.	21,533.18
K & B #284, Inc.	16,108.95
William P. Thompson, M.D.	16,087.56
Marion L. Sigrest, M.D.	15,308.83
Robert W. Harrison, Jr., D.D.S.	15,226.50
Roland H. Stevens, O.D.	14,160.83
Johnny Bills, M.D.	11,720.30
Ronnie E. Hendrix, M.D.	10,502.65

OUT OF STATE

U of S AL Medical Center	56,982.23
Mobile Infirmary Assn.	47,949.80
Hill Hospital of York	47,945.93
U of Alabama Hospitals	38,520.85
Red Bay Hospital	31,594.86
Ochsner Foundation Hospital	53,582.24
Tulane Med. Ctr. Hospital	39,565.99
Lebonheur Childrens Hosp.	729,597.22
Baptist Memorial Hospital	553,470.51
Methodis Hosp. of Memphis	485,276.50
City of Memphis Hospital	456,848.88
U T Hospital	71,700.91
St. Francis Hospital	67,601.86
Barry Gerald, M.D.	42,186.37
Mid South Hospital	41,730.80
Center Pharmacy	21,790.42
Super D #134	12,026.82
Biomedical Lab Inc.	89,660.75