



MISSISSIPPI DIVISION OF
MEDICAID

MISSISSIPPI
Medicaid Family Planning 1115 Annual Report
Demonstration Waiver 11-W-00157/4
January 1, 2021 – December 2021

March 24, 2022

550 High Street, Suite 1000
Jackson, Mississippi 39201
Website: medicaid.ms.gov

The Mississippi Division of Medicaid responsibly provides access to quality health coverage for vulnerable Mississippians.

Confidentiality Note: *This document and all attached pages are confidential and/or proprietary to the Mississippi Division of Medicaid, and may contain sensitive information, including, but not limited to, protected health information as defined by the Health Insurance Portability and Accountability Act (HIPAA) of 1996. The information contained in this document and all attached pages is intended for the exclusive use of the intended recipient and/or individual or entity named herein. The use, disclosure, copying, or distribution by any means, to anyone other than the intended recipient without the prior written permission of the Mississippi Division of Medicaid, is strictly prohibited. Any such unauthorized use, disclosure, copying, or distribution may violate federal and/or state privacy laws, including, but not limited to, HIPAA. If you have received this document, or any attached pages, in error, please notify the sender for instructions on how to destroy or return the information without additional disclosure. Thank you for your assistance in the protection of confidential information.*

Table of Contents

A. Executive Summary	3
1. <i>Synopsis of Information Contained in the Report</i>	3
2. <i>Program Updates – Current Trends or Significant Program Changes</i>	4
3. <i>Policy Issues and Challenges</i>	4
B. Utilization Monitoring	5
C. Program Outreach Education	7
1. <i>General Outreach and Awareness</i>	8
2. <i>Target Outreach Campaign(s)</i>	8
D. Program Integrity	9
E. Grievances and Appeals	9
F. Annual Post Award Forum	10
G. Budget Neutrality	10
H. Demonstration Evaluation Activities & Interim Findings	11

MONITORING REPORT

FAMILY PLANNING SECTION 1115 DEMONSTRATION

State: Mississippi

Demonstration Reporting Period: January 1, 2021, to December 31, 2021

Demonstration Year: 18

Approved Start and End Date of the Demonstration: Jan. 1, 2018, to Dec. 31, 2027

A. Executive Summary

1. Synopsis of Information Contained in the Report

The Family Planning Waiver (FPW) annual report is an overview of the progress made in achieving the following goals:

- Ensure access to and utilization of family planning services and family planning related services for individuals not otherwise eligible for Medicaid.
- Improve birth outcomes and/or maintain health outcomes for the target population as a result of access to family planning services and family planning related services; and
- Increase the overall savings attributable to providing family planning services and family planning-related services.

To accomplish the stated goals, the Centers for Medicare & Medicaid Services (CMS) and the Mississippi Division of Medicaid (DOM) expect this demonstration program will promote the FPW program objectives by:

- Improving access to and use of Medicaid family planning services by women who have received a Medicaid pregnancy related service.
- Improving access to and use of Medicaid family planning services by women and men who are not otherwise eligible for Medicaid.
- Improving birth outcomes (e.g., low birthweight) and the health of women in the demonstration population.
- Increasing the child spacing interval among women in the demonstration population.
- Reducing the number of unintended pregnancies among women in the demonstration population.
- Reducing overall pregnancy among teenage women in the demonstration population.

- Reducing the number of repeat births among teenage women in the demonstration population.
- Decreasing the number of Medicaid paid deliveries, which will reduce annual expenditures for prenatal, delivery, and newborn services.
- Increasing the overall savings attributable to providing family planning services by covering women for one year postpartum.

The current Mississippi Family Planning section 1115 (a) Medicaid demonstration, effective through December 31, 2027, continues to expand the provision of family planning services and family planning related services to women and men, ages 13 through 44, who are capable of reproducing. Participants must be limited to an income of no more than 194% of the federal poverty level (FPL) (post Modified Adjusted Gross Income (MAGI) conversion) and are not otherwise enrolled in Medicaid, Medicare, the Children’s Health Insurance Program (CHIP), or any other creditable coverage that includes family planning services.

In accordance with the Standard Terms and Conditions (STCs), this Annual Monitoring Report will provide the status of the demonstration’s various operational areas and an analysis of program data collected for the period of January 1, 2021, through December 31, 2021.

2. Program Updates – Current Trends or Significant Program Changes

During Demonstration Year (DY) 18, DOM reports no administrative or operational changes to the demonstration. DOM was prohibited from disenrolling beneficiaries from the FPW waiver during the public health emergency (PHE) due to the COVID related maintenance of effort (MOE), which impacted the eligibility and redetermination processes. There have been no changes in the health care delivery, benefits, quality of care, or payment rates that would impact the FPW demonstration program. There are no changes in enrollment, service utilization or provider participation during this reporting period. DOM does not have any reporting of audits, investigations, or lawsuits that would have an impact on the FPW demonstration.

3. Policy Issues and Challenges

DOM has not experienced any operational challenges or issues during DY 18. DOM is not considering any new policies related to legislative/budget activity or amendments to the current approved demonstration.

B. Utilization Monitoring

Table 1: Utilization Monitoring Measures

Topic	Measure [Reported for each month included in the annual report]
Utilization Monitoring	Unduplicated Number of Enrollees by Quarter
	Unduplicated Number of Beneficiaries with any Claim by Quarter (by key demographic characteristics such as age, gender, and income level)
	Utilization by Primary Method and Age Group
	Total number of beneficiaries tested for any sexually transmitted disease
	Total number of female beneficiaries who obtained a cervical cancer screening
	Total number of female beneficiaries who received a clinical breast exam

Table 2: Unduplicated Number of Enrollees by Quarter DY 18*

	Number of Female Enrollees by Age and Quarter				
	13-14	15-19	20-29	30-44	Total Unduplicated Female Enrollment
Quarter 1	6	814	15,898	8,080	25,798
Quarter 2	9	571	15,501	8,379	24,460
Quarter 3	8	558	15,051	8,469	24,086
Quarter 4	7	451	14,410	8,621	23,489
	Number of Males Enrollees by Age and Quarter				
	13-14	15-19	20-29	30-44	Total Unduplicated Male Enrollment
Quarter 1	2	81	1,293	1,057	2,433
Quarter 2	2	47	1,456	1,209	2,714
Quarter 3	2	46	1,552	1,323	2,923
Quarter 4	2	36	1,568	1,413	3,019

Source: Cognos Report 10 COE 029 Who Received FP Service Unduplicated

*CMS table template altered for age grouping to capture data for teen population without inclusion of ages 20 and above.

Table 3: Unduplicated Number of Beneficiaries with any Claim by Age Group and Gender per Quarter DY 18

	Number of Female Who Utilize Services by Age and Quarter					
	13-14	15-19	20-29	30-44	Total Female Users	Percentage of Total Unduplicated Female Enrollment
Quarter 1	2	369	6,344	2,813	9,528	36.9%
Quarter 2	3	244	4,891	2,343	7,481	30.6%
Quarter 3	5	274	6,137	3,147	9,563	39.7%
Quarter 4	4	206	5,047	2,758	8,015	34.1%
	Number of Males Who Utilize Services by Age and Quarter					
	13-14	15-19	20-29	30-44	Total Male Users	Percentage of Total Unduplicated Male Enrollment
Quarter 1	0	10	179	130	319	13.1%
Quarter 2	0	9	179	120	308	11.3%
Quarter 3	0	8	277	210	495	16.9%
Quarter 4	1	5	235	178	419	13.9%

Source: Cognos Report 10 COE 029 Who Received FP Service Unduplicated

Table 4: Utilization by Primary Method and Age Group DY 18

Primary Method	Total Users					
	13-14	15-19	20-29	30-44	Total	Percent of All Users
Female Sterilization Tubal	0	0	9	18	27	0.4%
Male Sterilization Vasectomy	0	0	0	3	3	0.05%
Emergency Contraceptives	0	0	0	0	0	0%
Intrauterine Device (IUD)	0	4	80	57	141	2.2%
Hormonal Implant	0	13	240	110	363	5.6%
1-Month Hormonal Injection	0	0	0	0	0	0%
3-Month Hormonal Injection	3	120	1,564	865	2,552	39.6%
Oral Contraceptive	2	147	1,768	761	2,678	41.6%
Contraceptive Patch	0	38	397	84	519	8.1%
Vaginal Ring	0	4	89	61	154	2.4%
Diaphragm	0	0	0	0	0	0%
Sponge	0	0	0	0	0	0%
Female Condom	0	0	0	0	0	0%
Male Condom	0	0	0	0	0	0%

Source: Cognos Report: Drug Utilization by DOS, PTC, COE, Plan ID 500 & WO100650 Procedures

Mississippi Family Planning Approval Period: January 1, 2018, through December 31, 2027

Table 5: Number of Beneficiaries Tested for any STD for DY 18

	Female Tests		Male Tests		*Total Tests	
	Number	% Of Total	Number	% Of Total	Number	% Of Total
Unduplicated Number of Beneficiaries who Obtained an STD Test	6,185	22.7%	191	6.0%	*6,413	21.1%

Source: Cognos Report Number of beneficiaries tested for STDs, Pap Smears, and Breast Exams

*No gender identified for 37 claims in the number of total tests.

Table 6: Total Number of Female Beneficiaries who obtained a Cervical Cancer Screening

Screening Activity	Number	Percent of Total Enrolled Females
Unduplicated number of female beneficiaries who obtained a cervical cancer screening	2,679	9.85%

Source: Cognos Report Number of beneficiaries tested for STDs, Pap Smears, and Breast Exams

Table 7: Breast Cancer Screening

Screening Activity	Number	Percent of Total Enrolled Females
Unduplicated number of female beneficiaries who obtained a breast cancer screening	N/A	N/A

Note: Breast cancer screenings are not a FPW covered service, therefore, no data is reported in Table 7.

Table 8: Clinical Breast Exam

Screening Activity	Number	Percent of Total Enrolled Females
Total number of female beneficiaries who received a clinical breast exam	2,637	9.7%

Source: Cognos Report Number of beneficiaries tested for STDs, Pap Smears, and Breast Exams

Note: The utilization monitoring measures listed in Table 1 of the STCs, requests the total number of female beneficiaries who received a clinical breast exam, however the template provided did not include a table to report the data. The information is provided in Table 8 above.

C. Program Outreach and Education

1. General Outreach and Awareness

DOM coordinates outreach and education activities with the Mississippi State Department of Health (MSDH) to improve FPW enrollment and participation. During calendar year 2021, MSDH Family Planning program served 13,623 clients on the FPW. There were 13,561 women clients served and 62 male clients served. In 2021, the breast and cervical cancer program (BCCP) Outreach Coordinator sent materials for health fairs to 145 various organizations, throughout the State of Mississippi. The materials were provided in English and Spanish and included at least 50 brochures and 2 (11x17) posters.

MSDH Outreach Coordinator only attended one health fair in person during this year due to the COVID-19 pandemic. Family planning educational flyers were mailed to 4,695 male and female recipients. Mobile vaccination events were conducted throughout each month between October and December. A total of 6,591 flyers were mailed for the mobile events between October and November 2021.

DOM's Office of Provider and Beneficiary Relations hosts various community activities and participate in Medicaid beneficiary workshops to increase awareness of the FPW program and provide education on the services that are offered under the waiver. DOM FPW staff has also had discussions with providers during stakeholder meetings on how they can play a major role in educating patients about the waiver and assisting or directing them to DOM for enrollment.

2. Target Outreach Campaign(s)

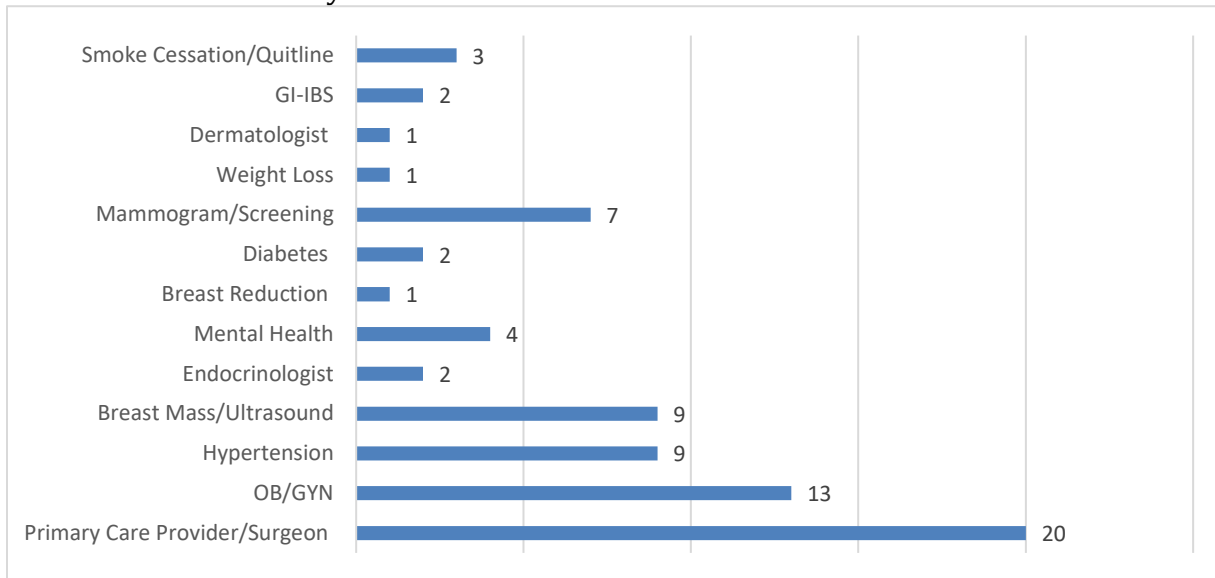
During DY 18, DOM's Office of Client Relations' outreach team attended 60 events and provided FPW education and outreach information to 3,044 Medicaid staff, beneficiaries, and providers. DOM's Office of Client Relations' outreach team experienced a significant decline in outreach activities due to the continuous impact of the COVID-19 pandemic.

D. Program Integrity

DOM's Office of Medical Services is responsible for monitoring providers who are reimbursed for family planning services and family planning related services. Desk audits are performed by registered nurses (RNs) to ensure provider documentation supports the services reimbursed under the FPW program, participants are receiving appropriate medical care, and referrals are made for primary care and other services which are not family planning related.

During DY 18, the Office of Medical Services audited 204 medical providers and reviewed 4,126, records. Chart 1 depicts physician referrals for the reporting period.

Chart 1: DY 18 FPW Physician Referrals



E. Grievances and Appeals

During DY 18, DOM reported one provider appeal related to services provided under the FPW. After the review of the provider's medical records, the services reimbursed by DOM were substantiated, and DOM rescinded the demand letter for recoupment.

F. Annual Post Award Public Forum

Annual Post Award Forum

The FPW Annual Public Forum was held Wednesday, July 13, 2021, at 10 a.m. via teleconference.

June 11, 2021

Public Notice

Annual Public Forum

Mississippi Section 1115(a) Family Planning Demonstration

Pursuant to 42 C.F.R. Section 431.420(c), a Public Forum is required annually after the implementation of the Division of Medicaid's Family Planning Waiver. This Public Forum provides stakeholders the opportunity to provide meaningful comments on the progress of the Family Planning Waiver. The Family Planning Waiver operates under the authority of an 1115(a) waiver approved by the Centers for Medicare and Medicaid Services (CMS) effective January 1, 2018, through December 31, 2027. This Public Forum will be held at 10 a.m. until 11 a.m. on Tuesday, July 13, 2021. Due to the public health emergency, the Public Forum will be held via teleconference at 888-822-7517, access code: 4282244. There will be an opportunity for public comment during the forum.

G. Budget Neutrality

DOM certifies the accuracy of reporting the state's budget neutrality expenditure limits for FPW enrollees/participants (Refer to the FPW Budget Neutrality Workbook submitted to CMS on March 31, 2022).

H. Demonstration Evaluation Activities and Interim Findings

Table 9: FPW Goals and Objectives

Mississippi Family Planning Waiver Demonstration Objectives	
Goal 1: Ensure access to and utilization of family planning and/or family planning-related services for individuals not otherwise eligible for Medicaid.	
Objective 1:	Improving the access to and use of Medicaid family planning services by women who have received a Medicaid pregnancy related service.
Objective 2:	Improving the access to and use of Medicaid family planning-related services by women and men who are not otherwise eligible for Medicaid.
Goal 2: Improve or maintain health outcomes for the target population as a result of access family planning services and family planning-related services.	
Objective 3:	Improving birth outcomes (e.g., low birthweight) and the health of women in the demonstration population.
Objective 4:	Increasing the child spacing interval among female FPW enrollees.
Objective 5:	Reducing the number of unintended pregnancies among women enrolled in the FPW.
Objective 6:	Reducing overall pregnancy among teenage women in the demonstration population.
Objective 7:	Reducing the number of repeat births among teenage women in the demonstration population.
Goal 3: Increase the overall savings attributable to providing family planning services.	
Objective 8:	Decreasing the number of Medicaid deliveries which will reduce the annual expenditures for prenatal, delivery and newborn services.
Objective 9:	Increasing the overall savings attributable to providing family planning services by covering women for one-year postpartum.

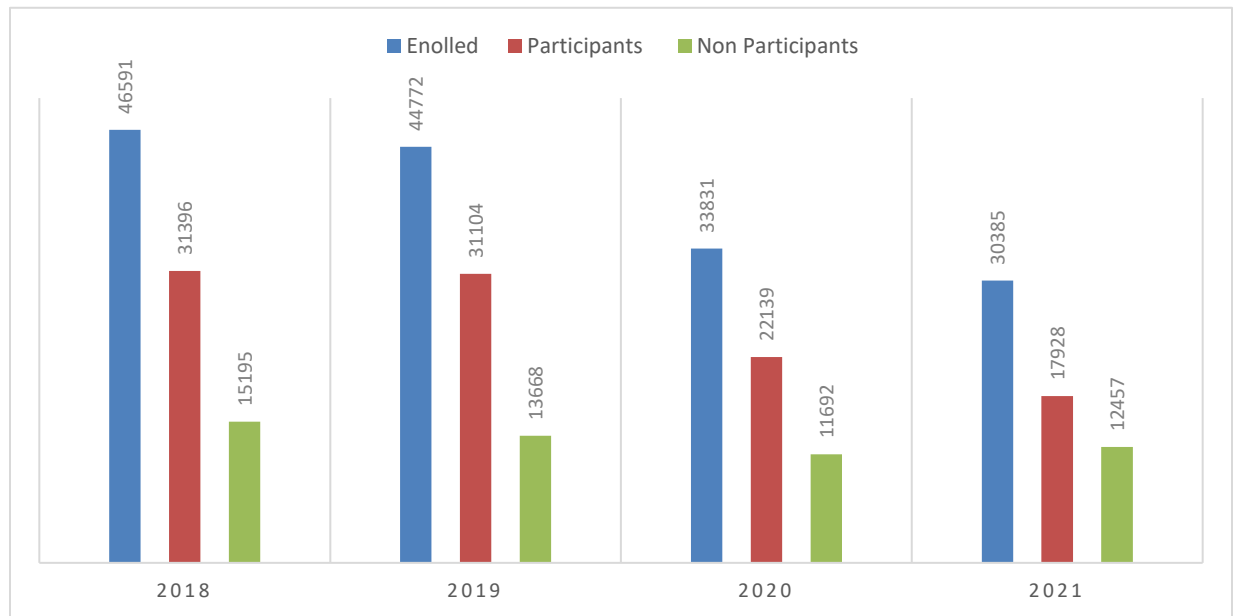
Evaluation Question: How did beneficiaries utilize covered services?

Goal 1: Ensure access to and utilization of family planning and/or family-related services for individuals not otherwise eligible for Medicaid.

- **Objective 1:** Improving the access to and use of Medicaid family planning services by women who have received a Medicaid pregnancy related service.
- **Objective 2:** Improving the access to and use of Medicaid family planning-related services by women and men who are not otherwise eligible for Medicaid.

During DY 18, 30,385 women and men were enrolled in the FPW demonstration compared to 33,831 in DY 17, a 10.2% decrease. Of the 30,385 women and men enrolled, 17,928 had at least one family planning or family planning related service encounter during DY 18, compared to 22,139 in DY 17, a 19% decrease in service utilization, and a 42.9% decline in utilization between DY 15 and DY 18 as depicted in chart below. The decline is most likely due to beneficiaries delaying or forgoing medical care during the COVID-19 pandemic.

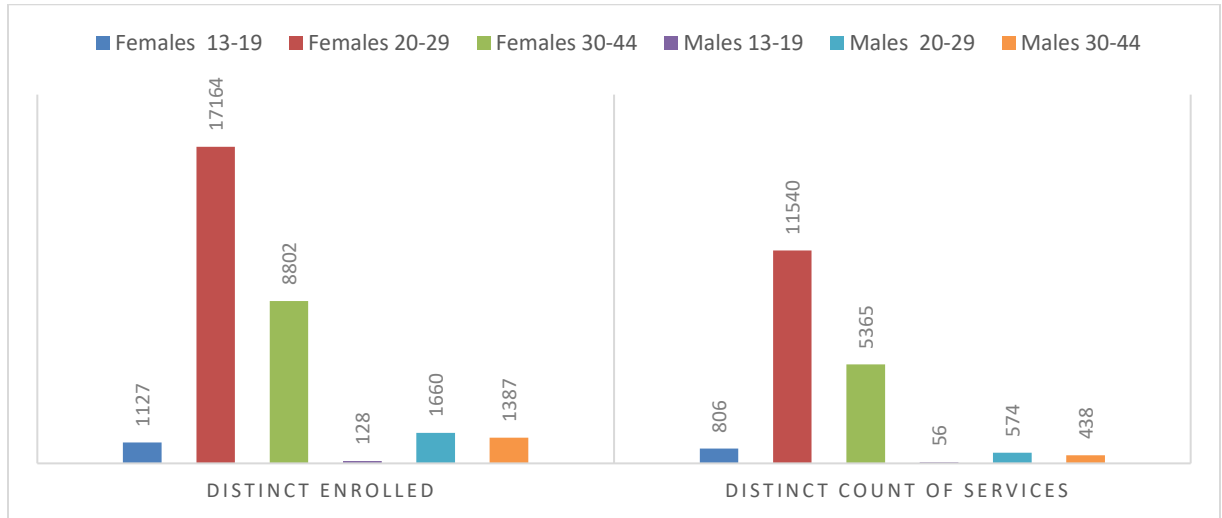
Chart 2: Enrollment, Utilization and Non-Utilization



Source: Cognos RB705 FPW Annual Enrollment Report

Measure/Outcome: The number of females and males by age group utilizing FPW services. During DY 18, 59% of FPW enrollees received a family planning related service. Chart 3 depicts the number of females and males by age group utilizing FPW services.

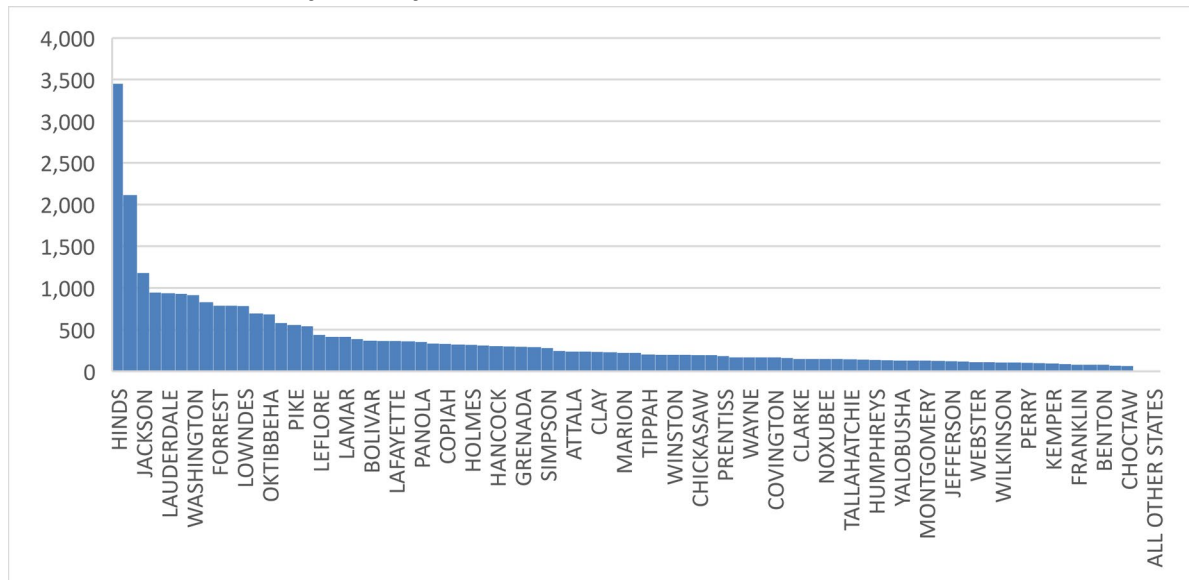
Chart 3: Number Enrolled by Gender and Age and Utilization of FPW Services



Source Cognos Report 10 COE Who received FP service unduplicated

Measure/Outcome: The number of beneficiaries by county of residence. Chart 4 depicts enrollment by county for DY 18.

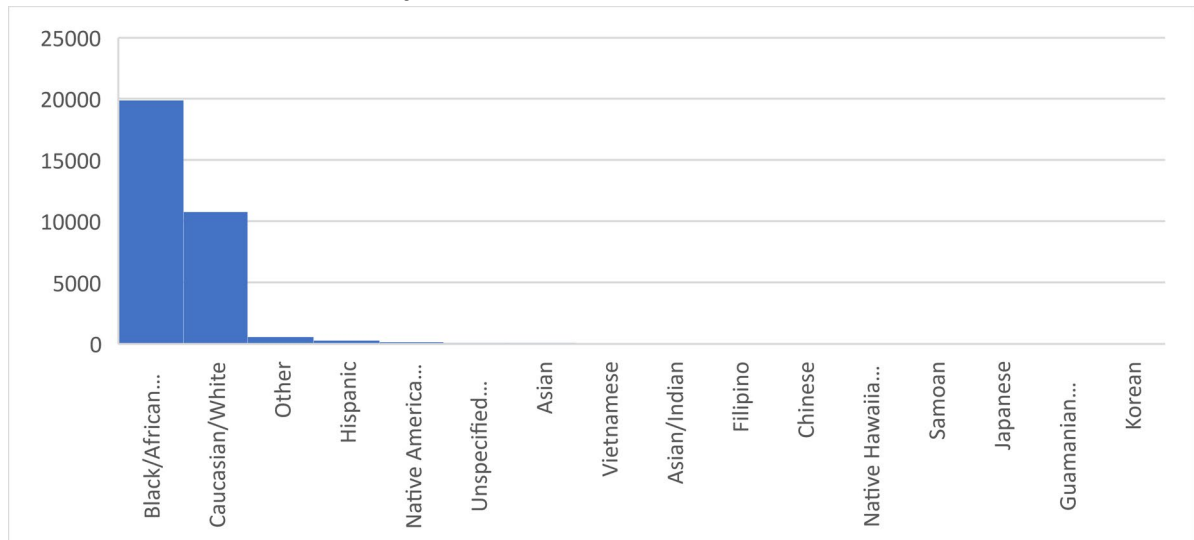
Chart 4. Enrollment by County of Residence



(Source: Cognos WO214317 FPW Enrollment)

Measure/Outcome: The number of FPW beneficiaries by race. Chart 5 depicts the number of FPW beneficiaries by race for DY 18.

Chart 5: FPW Beneficiaries by Race



(Source: Cognos Report 3 COE 029 who received FP service by race and gender)

Measure/Outcome: The number of female and male sterilizations. During DY 18, 27 females chose sterilization as a permanent method to prevent pregnancy, compared to 62 in DY 17, a 56.5% decrease from the previous year and a 80.15% decrease between DY 15 and 18. There were 3 male sterilizations for DY 18, compared to 0 in DY 17.

(Source: Cognos Report WO100650 Refreshable by Procedure and DOS Paid and Denied COE 029).

Measure/Outcome: The number of females who utilized a contraceptive method in the year. During DY 18, 6,434 females utilized a contraceptive method compared to 10,906 in DY 17, a 41% decrease in contraceptive utilization.

(Source: Cognos Report RB705 FPW Annual Enrollment).

Measure/Outcome: The number of females beneficiaries who utilized a long-acting reversible contraceptive (LARC) method. During DY 18, 504 females enrolled in the FPW demonstration utilized a LARC method to prevent pregnancy, compared to 507 in DY 17, a 0.06% decrease in LARC utilization.

(Source: Cognos Report Drug Utilization by DOS, PTC, COE, Plan ID 500 & WO100650 Procedures)

Measure/Outcome: The number of beneficiaries tested for any sexually transmitted disease (STD). During DY 18, 6,413 FPW beneficiaries received testing for STDs, compared to 8,056 in DY 17 a 20.4% decrease in STD testing. Of the 6,413 beneficiaries tested for any STDs, 1,890 had a claim for a STD or STI related drug/treatment.

(Source: Cognos Report Pharmacy claim count of those beneficiaries in COE 029 with a claim for a STD, or STI related drug).

Measure/Outcome: The number of female beneficiaries who obtained a cervical cancer screening. During DY 18, 2,679 female beneficiaries were screened for cervical cancer, compared to 3,168 in DY 17, a 15.44% decrease in cervical cancer screenings .

(Source: Cognos Report Number of beneficiaries tested for STDs, Pap Smears, and Breast Exams).

Measure/Outcome: The number of female beneficiaries who received a clinical breast exam. During DY 18, 2,637 female FPW beneficiaries received a clinical breast exam compared to 4,448 in DY 17, a 40.7% decrease in clinical breast exams.

(Source: Cognos Report Number of beneficiaries tested for STDs, Pap Smears, and Breast Exams).

Evaluation Question: Do beneficiaries maintain coverage long-term (12 months or more)?

Measure/Outcome: The number of beneficiaries who completed one spell of 12-month coverage. During DY 18, 26,063 enrolled beneficiaries completed one spell of 12-month period of coverage, compared to 21,336 in DY17, a 22.2% increase from the previous year.

(Source: Cognos Report WO214317 FPW Enrollment).

Measure/Outcome. The number of beneficiaries re-enrolled for at least a second spell of coverage. During DY 18, 13,263 of FPW beneficiaries reenrolled and/or maintained coverage long-term compared to 10,927 in DY 17, a 21.4% increase from the previous year.

(Source: Cognos Report WO214317 FPW Enrollment)

Evaluation Question: Does the demonstration improve health outcomes?

Goal 2: Improve or maintain health outcomes for the target population as a result of access to family planning and family planning-related services.

- **Objective 3:** Improving birth outcomes (e.g., low birthweight) and health of women in the demonstration population.

Measure/Outcome: The number of low-birthweight babies born to FPW beneficiaries. During DY 18, 200 low-birthweight babies were born to FPW beneficiaries compared to 165 in DY 17, a 21.2% increase from the previous year and a 212.5 % increase between DY 15 and DY 18. The number of low-birthweight babies born in DY 15 was 64.

(Source: Cognos Report WO200480 Early Pre-term Births and LBW).

Measure/Outcome: The number of premature babies born to FPW beneficiaries. During DY 18, 84 premature babies were born to FPW beneficiaries, compared to 88 in DY 17, a 4.5% decrease from the previous year and a 133.3% increase between DY 15 and 18. The number of premature babies born in DY 15 was 36.

(Source: Cognos Report W0200480 Early Pre-term Births and LBW).

- **Objective 4:** Increasing the child spacing interval among female FPW enrollees.

Measure/Outcome: The number of FPW females with a second pregnancy less than 18 months of a previous birth. During DY 18, there were no reported FPW female beneficiaries with a claim indicating a second pregnancy less than 18 months of a previous birth compared to 22 pregnancies in DY 17.

(Source: Cognos Report 2 088 to 029 then gave birth 18 months after 029).

- **Objective 5:** Reducing the number of unintended pregnancies among women enrolled in the FPW.

Measure/Outcome: The number of unintended pregnancy among females 13-44. There was one unintended pregnancy reported among FPW females compared to 11 in DY17, a 90.9% decrease from the previous year. The beneficiary's diagnosis was elective termination of pregnancy.

(Source: Cognos Report W0214317 Termination of Pregnancy).

- **Objective 6:** Reducing overall pregnancy among teenage women in the demonstration population.

Measure/Outcome: The number of pregnancies to FPW females ages 13-19. During DY 18, 46 FPW females ages 13-19 became pregnant, compared to 152 in DY 17, a 69.7% decrease from the previous year, and a 76.0% decrease between DY 15 and DY 18.

(Source: Cognos Report 4 Count of beneficiaries from COE 029 to 088 and 088 to 029).

- **Objective 7:** Reducing the number of repeat births among teenage women in the demonstration population.

Measure/Outcome: The number of FPW females ages 13-19 with a repeat birth. During DY 18, there were 15 repeat births among FPW females ages 13-19 compared to 187 in DY 17, a 92% decrease from the previous year, and an 88.55% decrease between DY 15 and DY 18.

(Source: Cognos Report 5 gave birth twice 13-19).

Evaluation Question: Are beneficiaries satisfied with services?

DOM conducted a survey to evaluate whether FPW enrollees/participants were satisfied with the services offered through the family planning waiver demonstration. A subpopulation of FPW beneficiaries were surveyed to determine the impact of the demonstration. There were 3,515 surveys mailed, 560 returned as undeliverable, and 104 were returned by FPW beneficiaries, a 3% response rate.

Measure/Outcome: Number of respondents who accessed family planning services and family planning related services in the past 6 months. Of the 104 FPW respondents, 54.8% access FPW services in the past 6 months, 45.2% indicated they did not access services.

(Source: FPW Survey)

Measure/Outcome: Number of respondents who were pleased with the care received. Of the 104 FPW respondents, 80.8% were satisfied with the care received through the FPW demonstration; 11.5% were not and 6.7% were unresponsive.

(Source: FPW Survey)

Measure/Outcome: Number of respondents who reported they received an appointment for care (FPW) as soon as they needed too. Of the 104 FPW respondents, 33.7% indicated they received an appointment as soon as needed; 18.3% indicated they usually got an appointment as soon as needed; 28.8% indicated they sometimes received an appointment as soon as needed; 18.3% indicated they never received an appointment as soon as needed; and 1% was unresponsive.

(Source: FPW Survey)

Evaluation Question: Does the demonstration reduce the number of Medicaid deliveries?

Goal 3: Increase the overall savings attributable to providing family planning services.

- **Objective 8:** Decreasing the number of Medicaid deliveries which will reduce the annual expenditures for prenatal, delivery, and newborn services.

Measure/Outcome: The number of FPW Medicaid deliveries. During DY 18, the number of FPW Medicaid deliveries was 2,111 compared to 2,734 in DY 17, a 22.8% decrease from previous year, and a 34.1% decrease in the number of Medicaid deliveries among FPW beneficiaries between DY 15 and DY 18.

(Source: Cognos Report Demonstration Years W0230817).

Measure/Outcome: The number of Medicaid deliveries. During DY 18, the total number of Medicaid deliveries was 25,415, and the total number women ages 13-44 enrolled in Medicaid was 213,007, which is 11.9% of births among women ages 13-44 years enrolled in Medicaid.

The percentage of women enrolled in the FPW that had a delivery during DY 18 was 7.8%, compared to 11.9% of women ages 13-44 enrolled in Medicaid.

Table 10 Paid Deliveries for FPW Beneficiaries

	Cost of FPW Medicaid Deliveries	FPW Births	Average Cost of Medicaid Funded Birth
DY 15	\$31,231,940.50	3,203	\$9,750.84
DY 16	\$26,054,612.80	2,788	\$9,345.27
DY 17	\$24,047,389.10	2,734	\$8,795.68
DY18	\$29,392,508.50	2,111	\$13,923.50

(Source: Cognos Report Demonstration Years W0230817)

- **Objective 9:** Increasing the overall savings attributable to providing family planning services by covering women for one-year postpartum.

Measure/Outcome: Medicaid expenditures related to prenatal delivery and newborn services. During DY 18, 10,605 women were enrolled in the FPW program for one-year postpartum. Of the 10,605 postpartum women enrolled, 2,300 had a claim indicating a pregnancy within the year and 8,305 postpartum women did not have a claim for pregnancy within the one-year postpartum period, attributing to a cost savings of \$115,634,667.50 based on the average cost of a Medicaid funded birth.

(Source: Cognos Report 4).

There were 25,415 Medicaid funded births in Mississippi during DY 18. The total expenditures were \$1,145,392,594.29 for prenatal/postpartum, newborn, and infant care (0-12 months).

(Source: Cognos Reports Cost of Medicaid funded births and children 0-12 months and Demonstration Years W0230817)