

MISSISSIPPI DIVISION OF
MEDICAID

MEMORANDUM

To: All DOM Independent Contractors

From: Nicole Litton, Deputy Administrator for Policy & Compliance and
HIPAA Privacy Officer

Date: April 22, 2014

Re: DOM's Email Encryption Policy

It is DOM's policy that emails containing **Protected Health Information** ("PHI") or **Personally Identifiable Information** ("PII") sent outside of the agency network be encrypted by the sender.

If you are a DOM Independent Contractor with an email address that does not end in "@medicaid.ms.gov", you will need to enroll in DOM's Cisco Secured Email service in order to view any encrypted emails sent to you by a DOM workforce member. For your convenience, instructions on setting up your account have been attached to this memo. Using the Cisco Secured Email service will allow you to receive and respond to encrypted emails sent by DOM personnel. You will not be able to initiate a secure e-mail to DOM through this service.

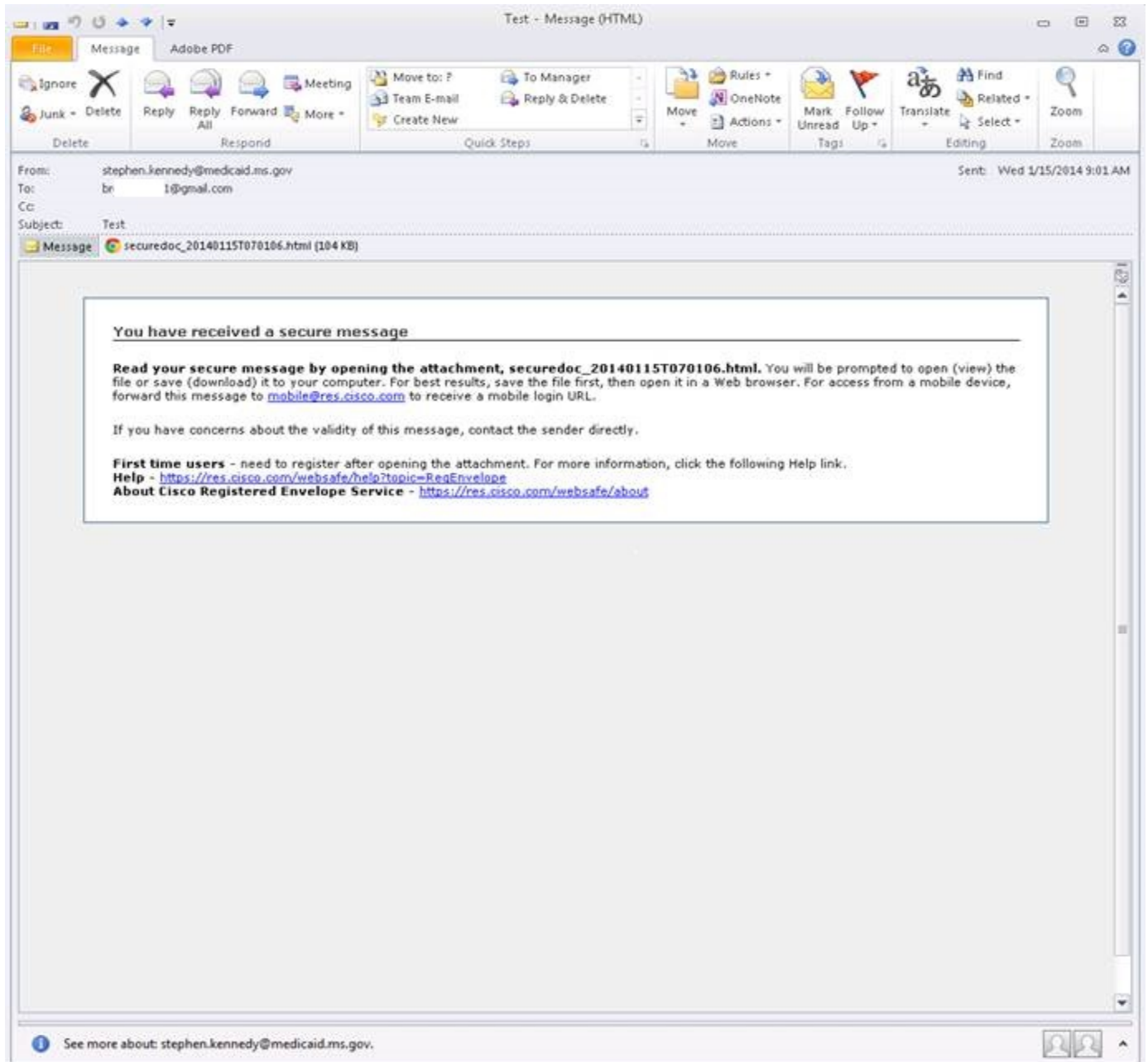
By executing the DOM Business Associate Agreement you agree, "...to use appropriate safeguards and comply, where applicable, with the Security Rule to prevent Use or Disclosure of PHI..." (See Section III (b)). In order to adhere to this obligation you should take the necessary steps to protect DOM PHI or PII contained in all electronic transfers with encryption software or a program that uses FIPS 140-2 certified algorithm which is 128 bit or higher, such as AES. Encryption can be end to end at the network level, or the data file containing PHI can be encrypted.

If you are not currently transferring DOM PHI or PII in this manner, please address this issue immediately. If you do not have the encryption capabilities as described above or have questions regarding e-mail encryption as it pertains to DOM PHI or PII, please contact the DOM Security Officer at 601-359-6064.

Attachment

Cisco Secure Email Registration Process

Your recipient will need to enroll in DOM's Cisco Secured Email service. The recipient will receive an email notification with instructions for enrolling. Enrollment is only required the first time an email address receives a secure message. Once the online enrollment process is complete, your recipient will receive an email with an attachment titled "securedoc.html" (this is your secure message). When opening the attachment, the recipient will be prompted to enter the password selected during the enrollment process. Once the password is verified, your recipient will be able to view your message.





January 15, 2014
3:01:06 PM GMT
Message Security: High

[? Help](#)

From: stephen.kennedy@medicaid.ms.gov
To: br 1@gmail.com
Subject: Test

To open this message, first click the button to register. After registering, come back to continue opening the message.

[REGISTER](#)

[Select a different address](#)

Cisco Registered Envelope Service



Copyright © 2000-2013 Cisco Systems, Inc. All rights reserved.

NEW USER REGISTRATION

To assure future messages from this service are not accidentally filtered out of your email, please add "DoNotReply@res.cisco.com" to your Address Book or Safe Sender List.

* - required field

Enter Personal Information

Email Address: br 1@gmail.com

Language:

The language setting will be stored for future login and email notifications.

First Name*:

Last Name*:

Create a Password

Password*:

Enter a minimum of 6 characters or numbers. Passwords are case-sensitive. Your password must contain both letters and numbers.

Confirm Password*:

Personal Security Phrase*:

Enter a short phrase that only you will know. This phrase will appear on message envelopes when you log in. When you see your phrase, you know you are logging in to our secure site. [More info](#)

Enable my Personal Security Phrase.

Select 3 Security Questions

You will be asked these questions in the future if you forget your password.

Question 1*:

Answer 1*:

Confirm Answer 1*:

Question 2*:

Answer 2*:

Confirm Answer 2*:

Question 3*:

Answer 3*:

Confirm Answer 3*:

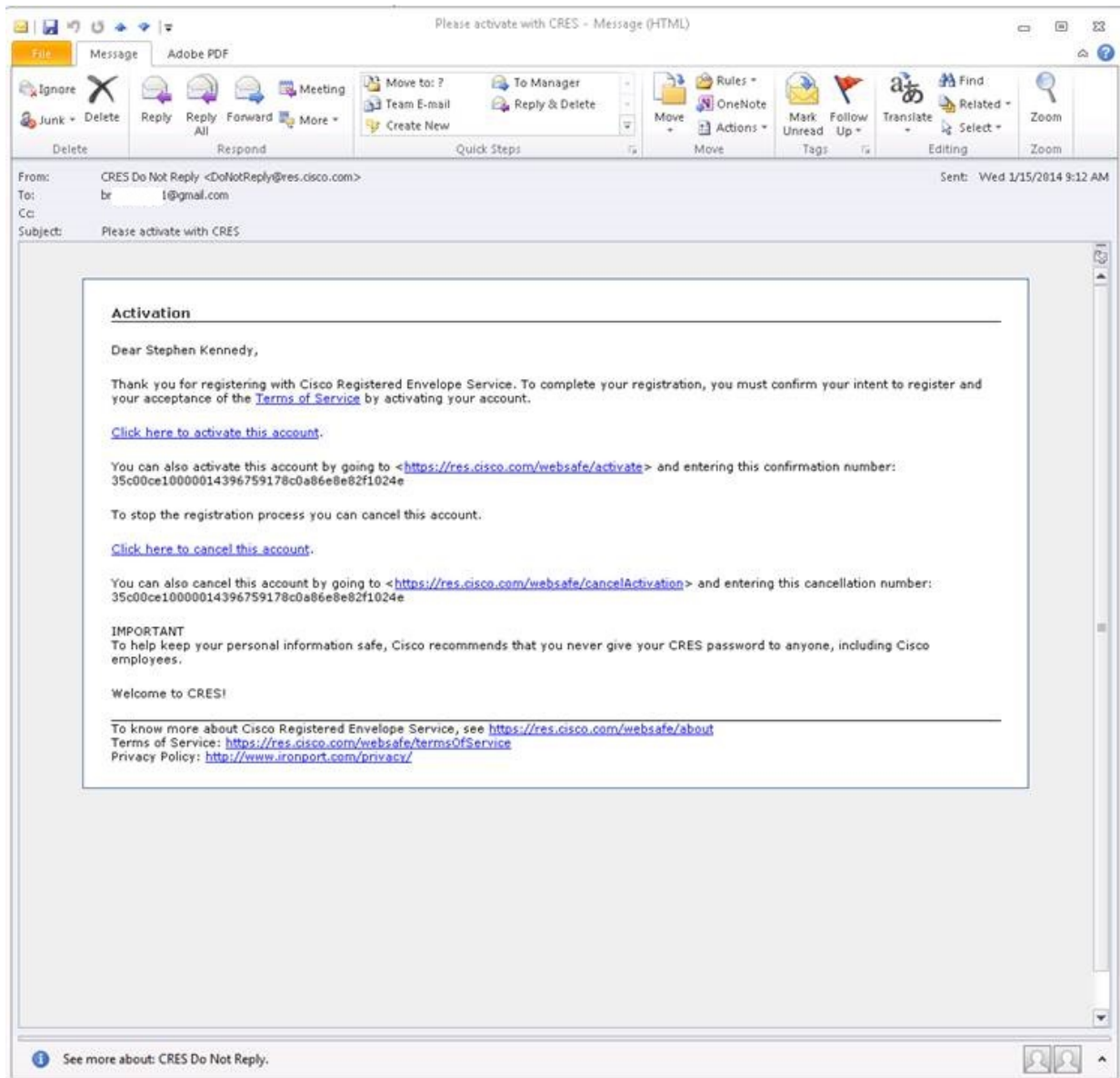
[Register](#)

FINAL STEP: ACCOUNT ACTIVATION

Your Cisco Registered Envelope Service account was successfully created.

Instructions to activate your account have been emailed to br 1@gmail.com.

Please check your inbox. If you do not see an account activation email, check your junk email folder.



The screenshot shows an email client window titled "Please activate with CRES - Message (HTML)". The email header indicates it is from "CRES Do Not Reply <DoNotReply@res.cisco.com>" sent on "Wed 1/15/2014 9:12 AM" to "br 1@gmail.com". The subject is "Please activate with CRES".

The main body of the email contains the following text:

Activation

Dear Stephen Kennedy,

Thank you for registering with Cisco Registered Envelope Service. To complete your registration, you must confirm your intent to register and your acceptance of the [Terms of Service](#) by activating your account.

[Click here to activate this account.](#)

You can also activate this account by going to <https://res.cisco.com/websafe/activate> and entering this confirmation number: 35c00ce10000014396759178c0a86e8e82f1024e

To stop the registration process you can cancel this account.

[Click here to cancel this account.](#)

You can also cancel this account by going to <https://res.cisco.com/websafe/cancelActivation> and entering this cancellation number: 35c00ce10000014396759178c0a86e8e82f1024e

IMPORTANT
To help keep your personal information safe, Cisco recommends that you never give your CRES password to anyone, including Cisco employees.



Welcome to CRES!

To know more about Cisco Registered Envelope Service, see <https://res.cisco.com/websafe/about>
Terms of Service: <https://res.cisco.com/websafe/termsOfService>
Privacy Policy: <http://www.ironport.com/privacy/>

At the bottom of the window, there is a status bar that says "See more about: CRES Do Not Reply." and a small icon of a person.

EMAIL ADDRESS CONFIRMED

You have activated the account for
br 1@gmail.com. Registration for this email
address is now complete. To exit this page, close
your browser window. After exiting this page, return
to your Registered Envelope and enter your
password to open it.



January 15, 2014
3:01:06 PM GMT
Message Security: High

[Help](#)


From: stephen.kennedy@medicaid.ms.gov
To: br 1@gmail.com
Subject: **Test**
Password:
[Forgot password?](#)

Remember me on this computer.
 Enable my Personal Security Phrase.

[OPEN](#)

Personal Security Phrase
Click on the Password field. Do not continue unless you see your personal phrase.
[More info](#)

[Select a different address](#)
If you experience problems opening this message, try to [Open Online](#)

Cisco Registered Envelope Service 

Copyright © 2000-2013 Cisco Systems, Inc. All rights reserved.



Secured Message

Reply ReplyAll Forward

From: stephen.kennedy@medicaid.ms.gov
To: br_1@gmail.com
Date: January 15, 2014 3:01:36 PM GMT
Subject: Test

Text

Reply ReplyAll Forward

REPLY TO SENDER

Send Reset Cancel

From: br_1@gmail.com
To: stephen.kennedy@medicaid.ms.gov
Subject: RE: Test

Attachments (none)

Message:

This message was sent secure.

-----Original Message:

FROM: stephen.kennedy@medicaid.ms.gov
TO: br_1@gmail.com

- Automatically BCC me on this email.
- Send me a read receipt when a recipient has opened this email.

This option does not guarantee a receipt will be sent; recipient email applications can sometimes block read receipt requests.

Send Reset Cancel