

## TABLE OF CONTENTS

### APPENDIX

Division of Medicaid Regional Offices	Page 1
Mississippi Medicaid Regional Office Areas	Page 2
Area Supervisor Regions	Page 3
Chart of Need Standards and Resource Limits	Page 4A-4G
Chart of MAO Coverage Groups	Page 5A/5B
Chart of Federal Poverty Levels	Page 6
Table of AFDC Requirements For Use in Allocating Nursing Home Recipients Income to Dependents at Home	Page 7
Unisex Life Estate and Remainder Interest Table	Page 8A/8B
Railroad Retirement Board District Offices Addresses/Counties Served	Page 9
COL Computation History	Page 10A/10B

**DIVISION OF MEDICAID REGIONAL OFFICES**

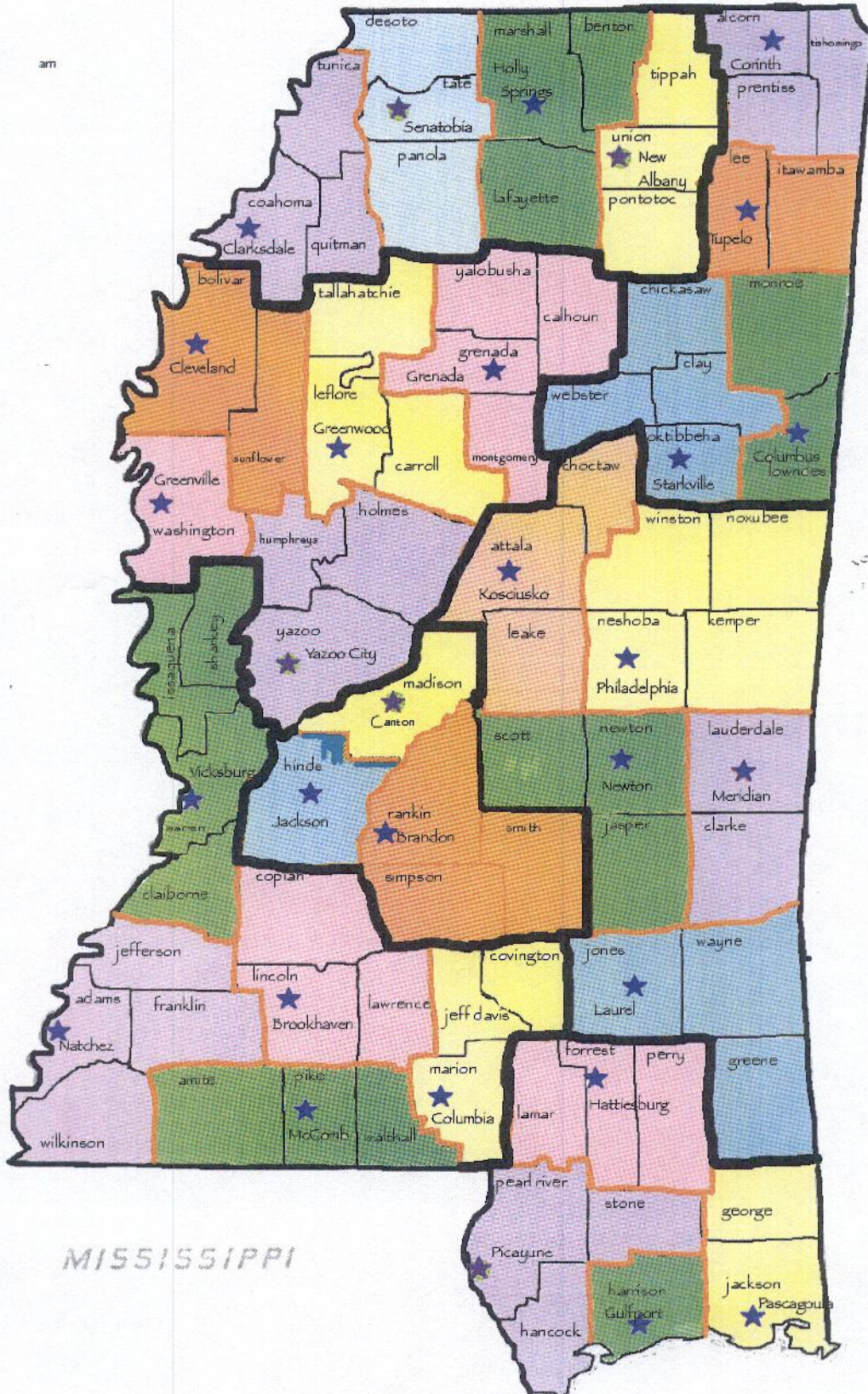
<b>BRANDON REGIONAL OFFICE (M25)</b> 3035 Greenfield Road Pearl, MS 39208 601-825-0477 - Lisa Smith, Supervisor	<b>GRENADA REGIONAL OFFICE (M14)</b> 1109 Sunwood Drive Grenada, MS 38901 662-226-4406 - Mary McIntyre, Supervisor	<b>NEW ALBANY REGIONAL OFFICE (M27)</b> 1510 Munsford Drive New Albany, MS 38652 662-534-0441 - Ann Simmons, Supervisor
<b>BROOKHAVEN REGIONAL OFFICE (M21)</b> 1372 Johnny Johnson Drive Brookhaven, MS 39601-3317 601-835-2020 - Sarah Underwood, Supervisor	<b>GULFPORT REGIONAL OFFICE (M09)</b> 101 Hardy Court Shopping Center Gulfport, MS 39507-2528 228-863-3328 - Kendra Landry, Supervisor	<b>NEWTON REGIONAL OFFICE (M19)</b> 9423 Eastside Drive Ext. Newton, MS 39345-2622 601-635-5205 - Allen Muse, Supervisor
<b>CANTON REGIONAL OFFICE (M29)</b> 616 E. Peace Street Canton, MS 39046 601-859-3230 - Jerlin Parks, Supervisor	<b>HATTIESBURG REGIONAL OFFICE (M08)</b> 132 Mayfair Blvd. Hattiesburg, MS 39402-1463 601-264-5386 - Barbara Lofton, Supervisor	<b>PASCAGOULA REGIONAL OFFICE (M10)</b> 4119 Amonett Street Pascagoula, MS 39567-4413 228-762-9591 - Gary Cross, Supervisor
<b>CLARKSDALE REGIONAL OFFICE (M13)</b> 528 S. Choctaw Street Clarksdale, MS 38614 662-627-1493 - Geneva Cotton, Supervisor	<b>HOLLY SPRINGS REGIONAL OFFICE (M11)</b> 695 Salem Avenue Holly Springs, MS 38635-2109 662-252-3439 - Elise Cornwell, Supervisor	<b>PHILADELPHIA REGIONAL OFFICE (M18)</b> 1122 E. Main Street, Eastgate Plaza, Suite 15 Philadelphia, MS 39350-2300 601-656-3131 - Robert Burton, Supervisor
<b>CLEVELAND REGIONAL OFFICE (M15)</b> 201 E. Sunflower, Suite 10 Cleveland, MS 38732-7753 662-843-7753 - Ivey Anderson, Supervisor	<b>JACKSON REGIONAL OFFICE (M06)</b> 1695 High Street, Suite A Jackson, MS 39202 601-961-4361 - Kim Crapps, Supervisor	<b>PICAYUNE REGIONAL OFFICE (M30)</b> 1845 Cooper Road Picayune, MS 39466 601-798-0831 - Chris Freeland, Supervisor
<b>COLUMBIA REGIONAL OFFICE (M24)</b> 1111 Hwy 98 ByPass Suite B Columbia, MS 39429 -3701 601-731-2271 - Sonji Pittman, Supervisor	<b>KOSCIUSKO REGIONAL OFFICE (M17)</b> 334 Hwy 12 West Kosciusko, MS 39090 662-289-4477 - Phyllis Peden, Supervisor	<b>SENATOBIA REGIONAL OFFICE (M26)</b> 2776 Hwy 51 South Senatobia, MS 38668 662-562-0147 - Truly Payne, Supervisor
<b>COLUMBUS REGIONAL OFFICE (M02)</b> 2207 5th Street North Columbus, MS 39705 662-329-2190 - Jane Niles, Supervisor	<b>LAUREL REGIONAL OFFICE (M22)</b> 1100 Hillcrest Drive Laurel, MS 39440-4731 601-425-3175 - Horace Hayes, Supervisor	<b>STARKVILLE REGIONAL OFFICE (M16)</b> 313 Industrial Park Drive Starkville, MS 39759 662-323-3688 - Cathy Crow, Supervisor
<b>CORINTH REGIONAL OFFICE (M12)</b> 2619 S. Harper Road Corinth, MS 38834-9399 662-286-8091 - (vacant) Supervisor	<b>McCOMB REGIONAL OFFICE (M23)</b> 301 Apache Drive McComb, MS 39648-6309 601-249-2071 - Virginia Crimiell, Supervisor	<b>TUPELO REGIONAL OFFICE (M01)</b> 1742 McCullough Blvd. Tupelo, MS 38801-7101 662-844-5304 - Claire Tutor, Supervisor
<b>GREENVILLE REGIONAL OFFICE (M04)</b> 585 Tennessee Gas Road Greenville, MS 38701-8160 662-332-9370 - Tonia Williams, Supervisor	<b>MERIDIAN REGIONAL OFFICE (M05)</b> 3848 Old Hwy 45 N. Meridian, MS 39301 601-483-9944 - Bob McHann, Supervisor	<b>VICKSBURG REGIONAL OFFICE (M07)</b> 2734 Washington Street Vicksburg, MS 39180-4656 601-638-6137 - Dorothy Jones, Supervisor
<b>GREENWOOD REGIONAL OFFICE (M03)</b> 805 W. Park Avenue, Suite 6 Greenwood, MS 38930-2832 662-455-1053 - Deborah Woods, Supervisor	<b>NATCHEZ REGIONAL OFFICE (M20)</b> 103 State Street Natchez, MS 39120 601-445-4971 - Sissy Allen, Supervisor	<b>YAZOO CITY REGIONAL OFFICE (M28)</b> 110 North Jerry Clower Blvd., Suite A Yazoo City, MS 39194 662-746-2309 - Barbara Watson, Supervisor

**REGIONAL OFFICE FAX NUMBERS**

REGIONAL OFFICES	FAX NUMBERS
BRANDON REGIONAL OFFICE	1-601-825-2184
BROOKHAVEN REGIONAL OFFICE	1-601-833-5429
CANTON REGIONAL OFFICE	1-601-859-9526
CLARKSDALE REGIONAL OFFICE	1-662-627-5460
CLEVELAND REGIONAL OFFICE	1-662-843-4609
COLUMBIA REGIONAL OFFICE	1-601-736-7924
COLUMBUS REGIONAL OFFICE	1-662-329-8581
CORINTH REGIONAL OFFICE	1-662-287-9763
GREENVILLE REGIONAL OFFICE	1-662-334-4577
GREENWOOD REGIONAL OFFICE	1-662-459-9754
GRENADA REGIONAL OFFICE	1-662-226-8821
GULFPORT REGIONAL OFFICE	1-228-868-0121
HATTIESBURG REGIONAL OFFICE	1-601-261-1244
HOLLY SPRINGS REGIONAL OFFICE	1-662-252-6843
JACKSON REGIONAL OFFICE	1-601-961-4412
KOSCIUSKO REGIONAL OFFICE	1-662-289-9420
LAUREL REGIONAL OFFICE	1-601-425-9441
MCCOMB REGIONAL OFFICE	1-601-249-4629
MERIDIAN REGIONAL OFFICE	1-601-486-2988
NATCHEZ REGIONAL OFFICE	1-601-442-0571
NEW ALBANY REGIONAL OFFICE	1-662-534-7196
NEWTON REGIONAL OFFICE	1-601-635-5213
PASCAGOULA REGIONAL OFFICE	1-228-762-7309
PHILADELPHIA REGIONAL OFFICE	1-601-656-7950
PICAYUNE REGIONAL OFFICE	1-601-798-6753
SENATOBIA REGIONAL OFFICE	662-562-7897
STARKVILLE REGIONAL OFFICE	1-662-324-1872
TUPELO REGIONAL OFFICE	1-662-840-9941
VICKSBURG REGIONAL OFFICE	1-601-638-7186
YAZOO CITY REGIONAL OFFICE	1-662-746-2645



# Regional Office Boundaries



MISSISSIPPI



## Division Director Regions

Region II - Colbert Graham  
 Clarksdale  
 Holly Springs  
 New Albany  
 Senatobia

Region I - Kathy Jones  
 Columbus  
 Corinth  
 Starkville  
 Tupelo

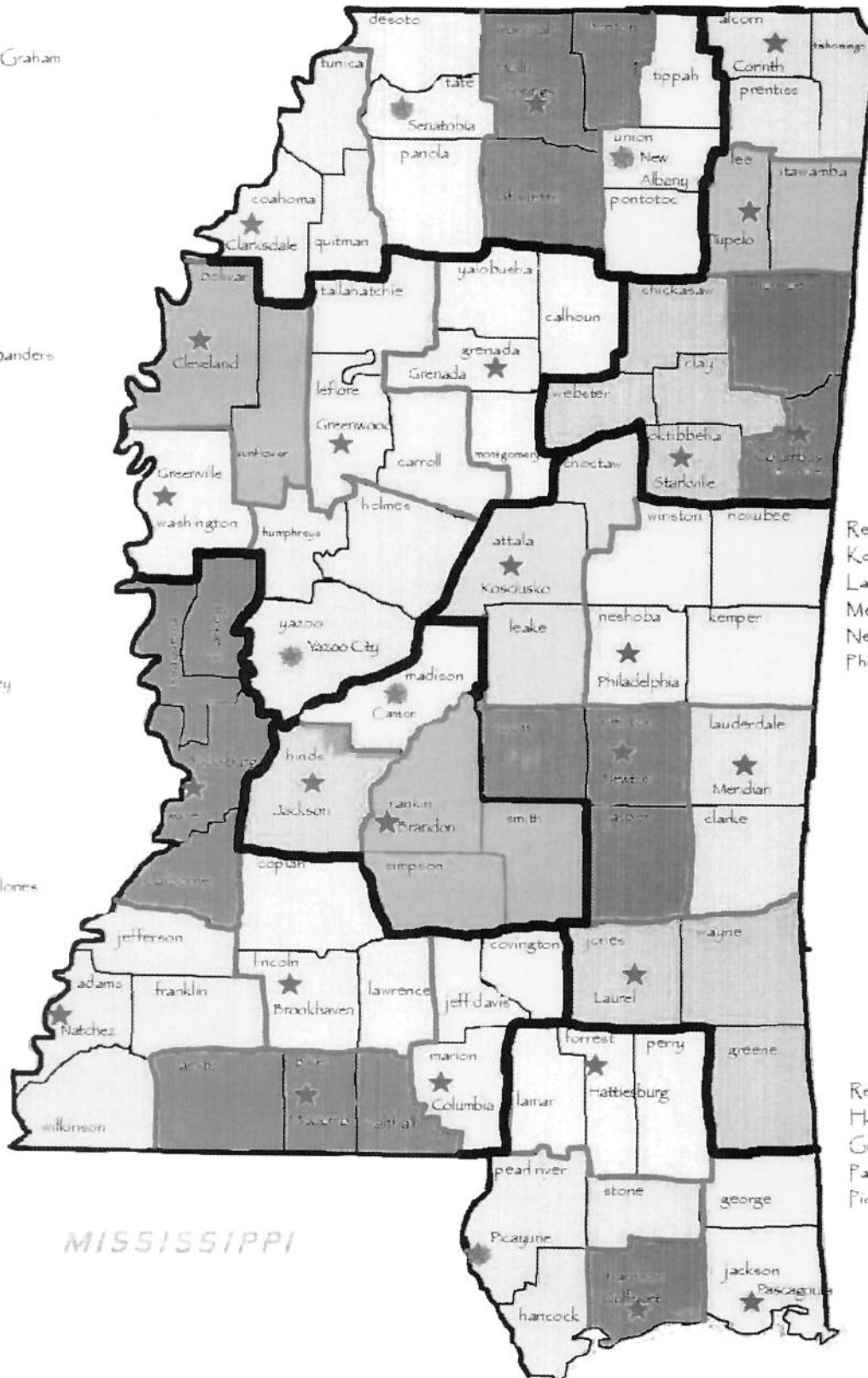
Region III - Sheila Sanders  
 Cleveland  
 Greenville  
 Greenwood  
 Grenada  
 Yazoo City

Region IV - Camille Simmons  
 Kosciusko  
 Laurel  
 Meridian  
 Newton  
 Philadelphia

Region V - Pam Kelley  
 Brandon  
 Canton  
 Jackson

Region VI - Camell Jones  
 Brookhaven  
 Columbia  
 McComb  
 Natchez  
 Vicksburg

Region VII - Myra Martel  
 Hattiesburg  
 Gulfport  
 Pascagoula  
 Picayune



MISSISSIPPI

CHART OF NEED STANDARDS AND RESOURCE LIMITS

**INSTITUTIONAL INCOME LIMITS**

		07-01-81	07-01-82	07-01-83	01-01-84	01-01-85
Federal Maximum (Gross Income)	Individual	794.10	852.90	912.90	942.00	975.00
	Couple	1588.20	1705.80	1825.80	1884.00	1950.00
State Maximum (Countable Income)	Individual	NA	NA	852.90	852.90	NA
	Couple	NA	NA	1705.80	1705.80	NA

**MEDICARE PREMIUMS**

	NA	NA	NA	NA	NA
Part A					
Part B	11.00	12.20	12.20	14.60	15.50

**SSI FEDERAL BENEFIT RATES**

SSI Individual FBR	Own Household (LA-A)	264.70	284.30	304.30	314.00	325.00
	Household of Another (LA-B)	176.47	189.54	202.87	209.34	216.67
	Title XIX Facility (LA-D)	25.00	25.00	25.00	25.00	25.00
SSI Couple FBR	Own Household (LA-A)	397.00	426.40	456.40	472.00	488.00
	Household of Another (LA-B)	264.67	284.27	304.27	314.67	325.34
	Title XIX Facility (LA-D)	50.00	50.00	50.00	50.00	50.00
Deeming	Allocation to Each Ineligible Child	132.30	142.10	152.10	158.00	163.00
Presumed Maximum Value (PMV) of Inkind S & M	Individual	108.23	114.76	121.43	124.66	128.33
	Couple	152.33	162.13	172.13	177.33	182.66

**SSI RESOURCE LIMITS**

	Individual	1500.00	1500.00	1500.00	1500.00	1600.00
	Couple	2250.00	2250.00	2250.00	2250.00	2400.00

**FEDERAL POVERTY LIMITS**

	Individual					
	Couple					

**SPOUSAL IMPOVERISHMENT MAXIMUMS**

Federal Resource Maximum					
Community Spouse Monthly Maintenance Needs Allowance					
Other Family Members Needs Allowance					

CHART OF NEED STANDARDS AND RESOURCE LIMITS

**INSTITUTIONAL INCOME LIMITS**

		01-01-86	01-01-87	01-01-88	07-01-88	01-01-89
Federal Maximum (Gross Income)	Individual	1008.00	1020.00	1062.00	NA	1104.00
	Couple	2016.00	2040.00	2124.00	NA	2208.00
State Maximum (Countable Income)	Individual	NA	NA	NA	NA	NA
	Couple	NA	NA	NA	NA	NA

**MEDICARE PREMIUMS**

	01-01-86	01-01-87	01-01-88	07-01-88	01-01-89
Part A	NA	NA	NA	NA	NA
Part B	15.50	17.90	24.80	NA	31.90

**SSI FEDERAL BENEFIT RATES**

SSI Individual FBR	Own Household (LA-A)	336.00	340.00	354.00	NA	368.00
	Household of Another (LA-B)	224.00	226.67	236.00	NA	245.34
	Title XIX Facility (LA-D)	25.00	25.00	25.00	30.00	30.00
SSI Couple FBR	Own Household (LA-A)	504.00	510.00	532.00	NA	553.00
	Household of Another (LA-B)	336.00	340.00	354.67	NA	368.67
	Title XIX Facility (LA-D)	50.00	50.00	50.00	60.00	60.00
Deeming	Allocation to Each Ineligible Child	168.00	170.00	178.00	NA	185.00
Resumed Maximum Value (PMV) of Inkind S & M	Individual	132.00	133.33	138.00	NA	142.66
	Couple	188.00	190.00	197.33	NA	204.33

**SSI RESOURCE LIMITS**

	Individual	1700.00	1800.00	1900.00	NA	2000.00
	Couple	2550.00	2700.00	2850.00	NA	3000.00

**FEDERAL POVERTY LIMITS**

	Individual					
	Couple					

**SPOUSAL IMPOVERISHMENT MAXIMUMS**

Federal Resource Maximum					
Community Spouse Monthly Maintenance Needs Allowance					
Other Family Members Needs Allowance					

CHART OF NEED STANDARDS AND RESOURCE LIMITS

**INSTITUTIONAL INCOME LIMITS**

		07-01-89	01-01-90	03-01-90	01-01-91	03-01-91
Federal Maximum (Gross Income)	Individual	NA	1158.00	NA	1221.00	
	Couple	NA	2316.00	NA	NA	
State Maximum (Countable Income)	Individual	NA	NA	NA	NA	
	Couple	NA	NA	NA	NA	

**MEDICARE PREMIUMS**

	07-01-89	01-01-90	03-01-90	01-01-91	03-01-91
Part A	156.00	175.00	NA	177.00	
Part B	NA	28.60	NA	29.90	

**SSI FEDERAL BENEFIT RATES**

SSI Individual FBR	Own Household (LA-A)	NA	386.00	NA	407.00	
	Household of Another (LA-B)	NA	257.34	NA	271.34	
	Title XIX Facility (LA-D)	NA	30.00	NA	30.00	
SSI Couple FBR	Own Household (LA-A)	NA	579.00	NA	610.00	
	Household of Another (LA-B)	NA	386.00	NA	406.67	
	Title XIX Facility (LA-D)	NA	60.00	NA	60.00	
Deeming	Allocation to Each Ineligible Child	NA	193.00	NA	203.00	
Presumed Maximum Value (PMV) of Inkind S & M	Individual	NA	148.66	NA	155.66	
	Couple	NA	213.00	NA	223.33	

**SSI RESOURCE LIMITS**

	Individual	NA	2000.00	NA	NA	
	Couple	NA	3000.00	NA	NA	

**FEDERAL POVERTY LIMITS**

Qualified Medicare Beneficiaries (QMB)	Individual	424.00	449.00	471.00	524.00	552.00
	Couple	569.00	602.00	632.00	702.00	740.00
Poverty Level Aged & Disabled (PLAD)	Individual	424.00	449.00	471.00	524.00	552.00
	Couple	569.00	602.00	632.00	702.00	740.00
Qualified Working Disabled Individuals (QWDI)	Individual	Effective 07-01-90		1047.00	NA	1104.00
	Couple	Effective 07-01-90		1404.00	NA	1480.00

**SPOUSAL IMPOVERISHMENT MAXIMUMS**

	10-01-89	01-01-90	07-01-90	01-01-91	07-01-91
Federal Resource Maximum	60,000	62,580	NA	66,480	
Community Spouse Monthly Maintenance Needs Allowance	1,500	1,565	NA	1,662	
Other Family Members Needs Allowance	815	NA	856	NA	985



CHART OF NEED STANDARDS AND RESOURCE LIMITS

INSTITUTIONAL INCOME LIMITS		01-01-92	03-01-92	01-01-93	03-01-93	01-01-94
Federal Maximum (Gross Income)	Individual	1266.00	NA	1302.00	NA	1338.00
	Couple	NA	NA	NA	NA	NA
State Maximum (Countable Income)	Individual	NA	NA	NA	NA	NA
	Couple	NA	NA	NA	NA	NA

MEDICARE PREMIUMS

Part A	192.00	NA	221.00		245.00
Part B	31.80	NA	36.60		41.10

SSI FEDERAL BENEFIT RATES

SSI Individual FBR	Own Household (LA-A)	422.00	NA	434.00		446.00
	Title XIX Facility (LA-D)	30.00	NA	30.00		30.00

SSI Couple FBR	Own Household (LA-A)	633.00	NA	652.00		669.00
	Title XIX Facility (LA-D)	60.00	NA	60.00		60.00

Deeming	Allocation to Each Ineligible Child	211.00	NA	218.00		223.00
---------	--	--------	----	--------	--	--------

Presumed Maximum Value (PMV) of Inkind S & M	Individual	140.66	NA	144.66		1438.66
	Couple	211.00	NA	217.33		223.00

SSI RESOURCE LIMITS

	Individual	2000.00	NA	2000.00		2000.00
	Couple	3000.00	NA	3000.00		3000.00

FEDERAL POVERTY LIMITS

Qualified Medicare Beneficiaries (QMB)	Individual	552.00	568.00	NA	581.00	NA
	Couple	740.00	766.00	NA	786.00	NA

Poverty Level Aged & Disabled (PLAD)	Individual	552.00	568.00	NA	581.00	NA
	Couple	740.00	766.00	NA	786.00	NA

Qualified Working Disabled Individuals (QWDI)	Individual	1104.00	1135.00	NA	1162.00	NA
	Couple	1480.00	1532.00	NA	1572.00	NA

Specified Low-Income Medicare Beneficiaries (SLMB)	Individual					
	Couple					

SPOUSAL IMPOVERISHMENT MAXIMUMS

	01-01-92		01-01-93		01-01-94
Federal Resource Maximum	68700.00		70740.00		72660.00
Community Spouse Monthly Maintenance Needs Allowance	NA		NA		1817.00
Other Family Members Needs Allowance	NA		NA		985.00

CHART OF NEED STANDARDS AND RESOURCE LIMITS

INSTITUTIONAL INCOME LIMITS		03-01-94	01-01-95	03-01-95	01-01-96
Federal Maximum (Gross Income)	Individual	NA	1,374.00	NA	1,410.00
	Couple	NA	NA	NA	NA
State Maximum (Countable Income)	Individual	NA	NA	NA	NA
	Couple	NA	NA	NA	NA

MEDICARE PREMIUMS

Part A	NA	261.00	NA	289.00
Part B	NA	46.10	NA	42.50

SSI FEDERAL BENEFIT RATES

SSI Individual FBR	Own Household (LA-A)	NA	458.00	NA	470.00
	Title XIX Facility (LA-D)	NA	30.00	NA	30.00
SSI Couple FBR	Own Household (LA-A)	NA	687.00	NA	705.00
	Title XIX Facility (LA-D)	NA	60.00	NA	60.00
Deeming	Allocation to Each Ineligible Child	NA	229.00	NA	235.00
Presumed Maximum Value (PMV) of Inkind S & M	Individual	NA	156.66	NA	156.66
	Couple	NA	229.00	NA	235.00

SSI RESOURCE LIMITS

	Individual	NA	2,000.00	NA	2,000.00
	Couple	NA	3,000.00	NA	3,000.00

FEDERAL POVERTY LIMITS

Qualified Medicare Beneficiaries (QMB)	Individual	614.00	NA	623.00	NA
	Couple	820.00	NA	836.00	NA
Poverty Level Aged & Disabled (PLAD)	Individual	614.00	NA	623.00	NA
	Couple	820.00	NA	836.00	NA
Qualified Working Disabled Individuals (QWDI)	Individual	1,227.00	NA	1,245.00	NA
	Couple	1,640.00	NA	1,672.00	NA
Specified Low-Income Medicare Beneficiaries (SLMB)	Individual	675.00	736.00	747.00	NA
	Couple	902.00	984.00	1,003.00	NA

SPOUSAL IMPOVERISHMENT MAXIMUMS

	03-01-94	01-01-95	03-01-95	01-01-96
Federal Resource Maximum	NA	74,820.00	NA	76,740.00
Community Spouse Monthly Maintenance Needs Allowance	NA	1,870.50	NA	1,918.50
Other Family Members Needs Allowance	NA	985.00	NA	985.00

CHART OF NEED STANDARDS AND RESOURCE LIMITS

INSTITUTIONAL INCOME LIMITS		03-01-96	01-01-97	03-01-97	01-01-98
Federal Maximum	Individual (Gross Income)	NA	\$1,452.00	NA	\$1,482.00

MEDICARE PREMIUMS

Part A		NA	\$311.00	NA	\$309.00
Part B		NA	\$ 43.80	NA	\$ 43.80
QI-2 Benefit Amount					\$ 1.07

SSI FEDERAL BENEFIT RATES

SSI Individual FBR	Own Household (LA-A)	NA	\$484.00	NA	\$494.00
	Title XIX Facility (LA-D)	NA	\$ 30.00	NA	\$ 30.00

SSI Couple FBR	Own Household (LA-A)	NA	\$726.00	NA	\$741.00
	Title XIX Facility (LA-D)	NA	\$ 60.00	NA	\$ 60.00

Deeming	Allocation to Each Ineligible Child	NA	\$242.00	NA	\$247.00
---------	-------------------------------------	----	----------	----	----------

Presumed Maximum Value (PMV)	Individual	NA	\$161.33	NA	\$164.66
------------------------------	------------	----	----------	----	----------

SSI RESOURCE LIMITS	Individual	NA	NA	NA	NA
	Couple	NA	NA	NA	NA

FEDERAL POVERTY LIMITS

Qualified Medicare Beneficiaries (QMB)	Individual	\$ 645.00	NA	\$658.00	NA
	Couple	\$ 864.00	NA	\$885.00	NA

Poverty Level Aged & Disabled (PLAD)	Individual	\$ 645.00	NA	\$658.00	NA
	Couple	\$ 864.00	NA	\$885.00	NA

Specified Low-Income Medicare Beneficiaries (SLMB)	Individual	\$ 774.00	NA	\$ 789.00	\$ 789.00
	Couple	\$1,036.00	NA	\$1,061.00	\$1,061.00

Qualifying Individual QI-1 Group	Individual				\$ 888.00
	Couple				\$1,194.00

Qualifying Individual QI-2 Group	Individual				\$1,151.00
	Couple				\$1,548.00

Qualified Working Disabled Individuals (QWDI)	Individual	\$1,290.00	NA	\$1,315.00	NA
	Couple	\$1,727.00	NA	\$1,769.00	NA

SPOUSAL IMPOVERISHMENT MAXIMUMS

		03-01-96	01-01-97	03-01-97	01-01-98
Federal Resource Maximum		NA	\$ 79,020.00	NA	\$80,760.00
Community Spouse Monthly Maintenance Needs Allowance		NA	\$ 1,975.50	NA	\$ 2,019.00
Other Family Members Needs Allowance		NA	\$ 985.00	NA	\$ 985.00

CHART OF NEED STANDARDS AND RESOURCE LIMITS

INSTITUTIONAL INCOME LIMITS		03-01-98	01-01-99	03-01-99	07-01-99
Federal Maximum	Individual (Gross Income)	\$1,482.00	\$1,500.00	NA	NA
<b>MEDICARE PREMIUMS</b>					
Part A		\$ 309.00	\$309.00	NA	NA
Part B		\$ 43.80	\$ 45.50	NA	NA
QI-2 Benefit Amount		NA	\$ 2.23	NA	NA
<b>SSI FEDERAL BENEFIT RATES</b>					
SSI Individual FBR	Own Household (LA-A)	\$ 494.00	\$500.00	NA	NA
	Title XIX Facility (LA-D)	\$ 30.00	\$ 30.00	NA	NA
SSI Couple FBR	Own Household (LA-A)	\$ 741.00	\$751.00	NA	NA
	Title XIX Facility (LA-D)	\$ 60.00	\$ 60.00	NA	NA
Deeming	Allocation to Each Ineligible Child	\$ 247.00	\$251.00	NA	NA
Presumed Maximum Value (PMV)	Individual	\$ 164.66	\$ 166.66	NA	NA
	Couple		\$ 250.33	NA	NA
<b>SSI RESOURCE LIMITS</b>	Individual	\$2000.00	\$2000.00	NA	NA
	Couple	\$3000.00	\$3000.00	NA	NA
Liberalized Resource Limits	Individual				\$3000.00
	Couple				\$4000.00
<b>FEDERAL POVERTY LIMITS</b>					
Qualified Medicare Beneficiaries (QMB)	Individual	\$ 671.00	N/A	\$ 687	NA
	Couple	\$ 905.00	N/A	\$ 922	NA
Poverty Level Aged & Disabled (PLAD)	Individual	\$ 671.00	N/A	\$ 687	NA
	Couple	\$ 905.00	N/A	\$ 922	NA
Specified Low-Income Medicare Beneficiaries (SLMB)	Individual	\$ 805.00	N/A	\$ 824	NA
	Couple	\$1,085.00	N/A	\$1,106	NA
Qualifying Individual QI-1 Group	Individual	\$ 906.00	N/A	\$ 927	NA
	Couple	\$1,221.00	N/A	\$1,245	NA
Qualifying Individual QI-2 Group	Individual	\$1,174.00	N/A	\$1,202	NA
	Couple	\$1,583.00	N/A	\$1,613	NA
Qualified Working Disabled Individuals (QWDI)	Individual	\$1,342.00	N/A	\$1,374	NA
	Couple	\$1,809.00	N/A	\$1,844	NA
Working Disabled (WD)	Individual	N/A	N/A	N/A	\$1,717.00
	Couple	N/A	N/A	N/A	\$2,305.00
<b>SPOUSAL IMPOVERISHMENT MAXIMUMS</b>		<b>03-01-98</b>	<b>01-01-99</b>	<b>03-01-99</b>	<b>07-01-99</b>
Federal Resource Maximum		\$80,760.00	\$81,960.00	NA	NA
Community Spouse Monthly Maintenance Needs Allowance		\$ 2,019.00	\$ 2,049.00	NA	NA
Other Family Members Needs Allowance		\$ 985.00	\$ 985.00	NA	NA



CHART OF NEED STANDARDS AND RESOURCE LIMITS

INSTITUTIONAL INCOME LIMITS		01-01-2000	03-01-00	07/01/00	01/01/01
Federal Maximum	Individual (Gross Income)	\$1,536.00	NA	NA	\$1,590.00
Earned Income Disregard				\$212.00	\$ 221.00

MEDICARE PREMIUMS

Part A		\$301.00	NA	NA	\$300.00
Part B		\$ 45.50	NA	NA	\$ 50.00
QI-2 Benefit Amount		\$ 2.87	NA	NA	\$ 3.09

SSI FEDERAL BENEFIT RATES

SSI Individual FBR	Own Household (LA-A)	\$512.00	NA	NA	\$530.00
	Title XIX Facility (LA-D)	\$ 30.00	NA	NA	\$ 30.00

SSI Couple FBR	Own Household (LA-A)	\$769.00	NA	NA	\$796.00
----------------	----------------------	----------	----	----	----------

Deeming	Allocation to Each Ineligible Child	\$257.00	NA	NA	\$ 266.00
---------	-------------------------------------	----------	----	----	-----------

Presumed Maximum Value (PMV)	Individual	\$170.66	NA	NA	\$ 176.66
	Couple	\$256.33	NA	NA	\$ 265.33

SSI RESOURCE LIMITS	Individual	\$2,000.00	NA	NA	\$2,000.00
	Couple	\$3,000.00	NA	NA	\$3,000.00

Liberalized Resource Limits	Individual	\$3,000.00	NA	\$4000.00	NA
	Couple	\$4,000.00	NA	\$6000.00	NA

FEDERAL POVERTY LIMITS

Qualified Medicare Beneficiaries (QMB)	Individual	NA	\$ 696.00	NA	NA
	Couple	NA	\$ 938.00	NA	NA

Poverty Level Aged & Disabled (PLAD)	Individual	NA	\$ 696.00	\$ 940.00	NA
	Couple	NA	\$ 938.00	\$1266.00	NA

Specified Low-Income Medicare Beneficiaries (SLMB)	Individual	NA	\$ 835.00	NA	NA
	Couple	NA	\$1,125.00	NA	NA

Qualifying Individual QI-1 Group	Individual	NA	\$ 940.00	NA	NA
	Couple	NA	\$1,266.00	NA	NA

Qualifying Individual QI-2 Group	Individual	NA	\$1,218.00	NA	NA
	Couple	NA	\$1,641.00	NA	NA

Qualified Working Disabled Individuals (QWDI)	Individual	NA	\$1,392.00	NA	NA
	Couple	NA	\$1,875.00	NA	NA

Working Disabled (WD)	Individual	NA	\$3,545.00	NA	NA
	Couple	NA	\$4,753.00	NA	NA

SPOUSAL IMPOVERISHMENT MAXIMUMS		01-01-2000	03-01-00	07-01/00	01/01/01
Federal Resource Maximum		\$84,120.00	NA	NA	\$87,000.00
Community Spouse Monthly Maintenance Needs Allowance		\$ 2,103.00	NA	NA	\$ 2,175.00
Other Family Members Needs Allowance		\$ 985.00	NA	NA	\$ 985.00

CHART OF NEED STANDARDS AND RESOURCE LIMITS

INSTITUTIONAL INCOME LIMITS		03/01/01	01/01/02	03/01/02	01/01/03
<i>Federal Maximum</i>	Individual (Gross Income)	NA	\$1,635.00	NA	\$1,656.00
Earned Income Disregard		NA	\$228.50	NA	\$232.00

MEDICARE PREMIUMS

Part A		NA	\$319.00	NA	\$316.00
Part B		NA	\$54.00	NA	\$58.70
QI-2 Benefit Amount		NA	\$3.91	NA	NA

SSI FEDERAL BENEFIT RATES

SSI Individual FBR	Own Household (LA-A)	NA	\$545.00	NA	\$552.00
	Title XIX Facility (LA-D)		\$30.00	NA	\$30.00

SSI Couple FBR	Own Household (LA-A)	NA	\$817.00	NA	\$829.00
----------------	----------------------	----	----------	----	----------

Deeming	Allocation to Each	NA	\$272.00	NA	\$277.00
	Ineligible Child				

Presumed Maximum Value (PMV)	Individual	NA	\$181.60	NA	\$204.00
	Couple	NA	\$272.33	NA	\$296.33

SSI RESOURCE LIMITS	Individual	NA	\$2,000.00	NA	\$2,000.00
	Couple	NA	\$3,000.00	NA	\$3,000.00

Liberalized Resource Limits	Individual	NA	\$4,000.00	NA	\$4,000.00
	Couple	NA	\$6,000.00	NA	\$6,000.00

FEDERAL POVERTY LIMITS

Qualified Medicare Beneficiaries (QMB)	Individual	\$716.00	NA	\$739.00	NA
	Couple	\$968.00	NA	\$995.00	NA

Poverty Level Aged & Disabled (PLAD)	Individual	\$ 967.00	NA	\$997.00	NA
	Couple	\$1,307.00	NA	\$1,344.00	NA

Specified Low-Income Medicare Beneficiaries (SLMB)	Individual	\$ 859.00	NA	\$886.00	NA
	Couple	\$1,161.00	NA	\$1,194.00	NA

Qualifying Individual QI-1 Group	Individual	\$ 967.00	NA	\$997.00	NA
	Couple	\$1,307.00	NA	\$1,344.00	NA

Qualifying Individual QI-2 Group	Individual	\$1,253.00	NA	\$1,293.00	NA
	Couple	\$1,694.00	NA	\$1,742.00	NA

Qualified Working Disabled Individuals (QWDI)	Individual	\$1,432.00	NA	\$1,477.00	NA
	Couple	\$1,935.00	NA	\$1,990.00	NA

Working Disabled (WD)	Individual	\$3,645.00	NA	\$3,757.00	NA
	Couple	\$4,903.00	NA	\$5,041.00	NA

SPOUSAL IMPOVERISHMENT MAXIMUMS

	03/01/01	01/01/02	03/01/02	01/01/03
Federal Resource Maximum	NA	\$89,280.00	NA	\$90,660.00
Community Spouse Monthly Maintenance Needs Allowance	NA	\$2,232.00	NA	\$2,266.50
Other Family Members Needs Allowance	NA	\$985.00	NA	\$985.00

CHART OF NEED STANDARDS AND RESOURCE LIMITS

INSTITUTIONAL INCOME LIMITS		03/01/03	01/01/04	03/01/04	01/01/05
Federal Maximum	Individual (Gross Income)	NA	\$1,692.00	NA	\$1,737.00
Earned Income Disregard		NA	\$238.00	NA	\$245.00

MEDICARE PREMIUMS

Part A	NA	\$343.00	NA	\$375.00
Part B	NA	\$66.60	NA	\$78.20
QI-2 Benefit Amount	NA	NA	NA	NA

SSI FEDERAL BENEFIT RATES

SSI Individual FBR	Own Household (LA-A)	NA	\$564.00	NA	\$579.00
	Title XIX Facility (LA-D)		\$30.00		\$30.00

SSI Couple FBR	Own Household (LA-A)	NA	\$846.00	NA	\$869.00
----------------	----------------------	----	----------	----	----------

Deeming	Allocation to Each Ineligible Child	NA	\$282.00	NA	\$289.50
---------	-------------------------------------	----	----------	----	----------

Presumed Maximum Value (PMV)	Individual	NA	\$208.00	NA	\$213.00
	Couple	NA	\$302.00	NA	\$309.67

SSI RESOURCE LIMITS	Individual	NA	\$2,000.00	NA	\$2,000.00
	Couple	NA	\$3,000.00	NA	\$3,000.00

Liberalized Resource Limits	Individual	NA	\$4,000.00	NA	\$4,000.00
	Couple	NA	\$6,000.00	NA	\$6,000.00

FEDERAL POVERTY LIMITS

Qualified Medicare Beneficiaries (QMB)	Individual	\$749.00	NA	\$776.00	NA
	Couple	\$1,010.00	NA	\$1,041.00	NA

Poverty Level Aged & Disabled (PLAD)	Individual	\$1,010.00	NA	\$1,048.00	NA
	Couple	\$1,364.00	NA	\$1,406.00	NA

Specified Low-Income Medicare Beneficiaries (SLMB)	Individual	\$898.00	NA	\$931.00	NA
	Couple	\$1,212.00	NA	\$1,249.00	NA

Qualifying Individual QI-1 Group	Individual	\$1,010.00	NA	\$1,048.00	NA
	Couple	\$1,364.00	NA	\$1,406.00	NA

Qualified Working Disabled Individuals (QWDI)	Individual	\$1,497.00	NA	\$1,552.00	NA
	Couple	\$2,020.00	NA	\$2,082.00	NA

Working Disabled (WD)	Individual	\$3,807.00	NA	\$3,945.00	NA
	Couple	\$5,115.00	NA	\$5,271.00	NA

SPOUSAL IMPOVERISHMENT MAXIMUMS		03/01/03	01/01/04	03/01/04	01/01/05
Federal Resource Maximum		NA	\$92,760.00	NA	\$95,100.00
Community Spouse Monthly Maintenance Needs Allowance		NA	\$2,319.00	NA	\$2,377.50
Other Family Members Needs Allowance		NA	\$985.00	NA	\$985.00

CHART OF NEED STANDARDS AND RESOURCE LIMITS

**INSTITUTIONAL INCOME LIMITS**

		03/01/05	01/01/06	03/01/06	01/01/07
Federal Maximum	Individual (Gross Income)	NA	\$1,809.00	NA	\$1,869.00
Earned Income Disregard		NA	\$257.00	NA	\$267.00

**MEDICARE PREMIUMS**

Part A		NA	\$393.00	NA	\$410.00
Part B		NA	\$88.50	NA	\$93.50
QI-2 Benefit Amount		NA	NA	NA	NA

**SSI FEDERAL BENEFIT RATES**

SSI Individual FBR	Own Household (LA-A)	NA	\$603.00	NA	\$623.00
	Title XIX Facility (LA-D)		\$30.00	NA	\$30.00

SSI Couple FBR	Own Household (LA-A)	NA	\$904.00	NA	\$934.00
----------------	----------------------	----	----------	----	----------

Deeming	Allocation to Each Ineligible Child	NA	\$301.50	NA	\$311.50
---------	-------------------------------------	----	----------	----	----------

Presumed Maximum Value (PMV)	Individual	NA	\$221.00	NA	\$227.66
	Couple	NA	\$321.33	NA	\$331.33

SSI RESOURCE LIMITS	Individual	NA	\$2,000.00	NA	\$2,000.00
	Couple	NA	\$3,000.00	NA	\$3,000.00

Liberalized Resource Limits	Individual	NA	\$4,000.00	NA	\$4,000.00
	Couple	NA	\$6,000.00	NA	\$6,000.00

**FEDERAL POVERTY LIMITS**

Qualified Medicare Beneficiaries (QMB)	Individual	\$798.00	NA	\$817.00	NA
	Couple	\$1,070.00	NA	\$1,100.00	NA

Healthier MS Waiver	Individual	\$1,077.00	NA	\$1,103.00	NA
	Couple	\$1,444.00	NA	\$1,485.00	NA

Specified Low-Income Medicare Beneficiaries (SLMB)	Individual	\$957.00	NA	\$980.00	NA
	Couple	\$1,283.00	NA	\$1,320.00	NA

Qualifying Individual QI-1 Group	Individual	\$1,077.00	NA	\$1,103.00	NA
	Couple	\$1,444.00	NA	\$1,485.00	NA

Qualified Working Disabled Individuals (QWDI)	Individual	\$1,595.00	NA	\$1,633.00	NA
	Couple	\$2,139.00	NA	\$2,200.00	NA

Working Disabled (WD)	Individual	\$4,053.00	NA	\$4,149.00	NA
	Couple	\$5,411.00	NA	\$5,565.00	NA

**SPOUSAL IMPOVERISHMENT MAXIMUMS**

		03/01/05	01/01/06	03/01/06	01/01/07
Federal Resource Maximum		NA	\$99,540.00	NA	\$101,640.00
Community Spouse Monthly Maintenance Needs Allowance		NA	\$2,488.50	NA	\$2,541.00
Other Family Members Needs Allowance		NA	\$985.00	NA	\$1,650.00



CHART OF NEED STANDARDS AND RESOURCE LIMITS

**INSTITUTIONAL INCOME LIMITS**

		03/01/07	01/01/08	03/01/08	01/01/09
Federal Maximum	Individual (Gross Income)	NA	\$1,911.00	NA	\$2,022.00
Earned Income Disregard		NA	\$274.00	NA	\$293.00

**MEDICARE PREMIUMS**

Part A		NA	\$423.00	NA	\$443.00
Part B		NA	\$96.40	NA	\$96.40
QI-2 Benefit Amount		NA		NA	

**SSI FEDERAL BENEFIT RATES**

SSI Individual FBR	Own Household (LA-A)	NA	\$637.00	NA	\$674.00
	Title XIX Facility (LA-D)	NA	\$30.00	NA	\$30.00

SSI Couple FBR	Own Household (LA-A)	NA	\$956.00	NA	\$1,011.00
----------------	----------------------	----	----------	----	------------

Deeming	Allocation to Each Ineligible Child	NA	\$318.50	NA	\$337.00
		NA		NA	

Presumed Maximum Value (PMV)	Individual	NA	\$232.33	NA	\$244.67
	Couple	NA	\$338.66	NA	\$357.00

SSI RESOURCE LIMITS	Individual	NA	\$2,000.00	NA	\$2,000.00
	Couple	NA	\$3,000.00	NA	\$3,000.00

Liberalized Resource Limits	Individual	NA	\$4,000.00	NA	\$4,000.00
	Couple	NA	\$6,000.00	NA	\$6,000.00

**FEDERAL POVERTY LIMITS**

Qualified Medicare Beneficiaries (QMB)	Individual	\$851.00	NA	\$867.00	NA
	Couple	\$1,141.00	NA	\$1,167.00	NA

Healthier MS Waiver	Individual	\$1,149.00	NA	\$1,170.00	NA
	Couple	\$1,541.00	NA	\$1,575.00	NA

Specified Low-Income Medicare Beneficiaries (SLMB)	Individual	\$1,021.00	NA	\$1,040.00	NA
	Couple	\$1,369.00	NA	\$1,400.00	NA

Qualifying Individual QI-1 Group	Individual	\$1,149.00	NA	\$1,170.00	NA
	Couple	\$1,541.00	NA	\$1,575.00	NA

Qualified Working Disabled Individuals (QWDI)	Individual	\$1,702.00	NA	\$1,734.00	NA
	Couple	\$2,282.00	NA	\$2,334.00	NA

Working Disabled (WD)	Individual	\$4,321.00	NA	\$4,399.00	NA
	Couple	\$5,771.00	NA	\$5,899.00	NA

**SPOUSAL IMPOVERISHMENT MAXIMUMS**

		03/01/07	01/01/08	03/01/08	01/01/09
Federal Resource Maximum		NA	\$104,400.00	NA	\$109,560.00
Community Spouse Monthly Maintenance Needs Allowance		NA	\$2,610.00	NA	\$2,739.00
Other Family Members Needs Allowance		NA	\$1,711.25	NA	\$1,750.00

**CHART OF NEED STANDARDS AND RESOURCE LIMITS**

**INSTITUTIONAL INCOME LIMITS**

		03/01/09			
Federal Maximum	Individual (Gross Income)	NA			
Earned Income Disregard		NA			

**MEDICARE PREMIUMS**

Part A		NA			
Part B		NA			
QI-2 Benefit Amount		NA			

**SSI FEDERAL BENEFIT RATES**

SSI Individual FBR	Own Household (LA-A)	NA			
	Title XIX Facility (LA-D)	NA			

SSI Couple FBR	Own Household (LA-A)	NA			
----------------	----------------------	----	--	--	--

Deeming	Allocation to Each Ineligible Child	NA			
---------	-------------------------------------	----	--	--	--

Presumed Maximum Value (PMV)	Individual	NA			
	Couple	NA			

<b>SSI RESOURCE LIMITS</b>	Individual	NA			
	Couple	NA			

Liberalized Resource Limits	Individual	NA			
	Couple	NA			

**FEDERAL POVERTY LIMITS**

Qualified Medicare Beneficiaries (QMB)	Individual	\$903.00			
	Couple	\$1,215.00			

Healthier MS Waiver	Individual	\$1,219.00			
	Couple	\$1,640.00			

Specified Low-Income Medicare Beneficiaries (SLMB)	Individual	\$1,083.00			
	Couple	\$1,457.00			

Qualifying Individual QI-1 Group	Individual	\$1,219.00			
	Couple	\$1,640.00			

Qualified Working Disabled Individuals (QWDI)	Individual	\$1,805.00			
	Couple	\$2,429.00			

Working Disabled (WD)	Individual	\$4,579.00			
	Couple	\$6,137.00			

**SPOUSAL IMPOVERISHMENT MAXIMUMS**

		03/01/09			
Federal Resource Maximum		NA			
Community Spouse Monthly Maintenance Needs Allowance		NA			
Other Family Members Needs Allowance		NA			



CATEGORY	SSI RETRO		COL		DAC		OBRA'87		OBRA'90	
	Mandatory	01,02,04	Mandatory	01,02,04	Mandatory	02,04	Mandatory	02,04	Mandatory	02,04
PROGRAM CODES										
AGE	65 or >		65 or >		Must be 18		No Medicare Must be 60-64		No Medicare 50-59	
BLINDNESS	Yes		Yes		Yes		Yes		Yes	
DISABILITY	Yes		Yes		Yes		Yes		Yes	
CITIZENSHIP	Yes		Yes		Yes		Yes		Yes	
RESIDENCE	Yes		Yes		Yes		Yes		Yes	
UTIL. OF BENE.	Yes		Yes		Yes		Yes		Yes	
SSN	Yes		Yes		Yes		Yes		Yes	
ASSIGN. RIGHTS	Yes		Yes		Yes		Yes		Yes	
PHYSICIAN CERT.	No		No		No		No		No	
INCOME	SSI		COL		DAC & COL		OBRA + COL Disregards			
	Limits		Disregards		Disregards					
	\$674.00		\$674.00		\$674.00		\$674.00		\$674.00	
RESOURCES	\$1,011.00		\$1,011.00		\$1,011.00		\$1,011.00		\$1,011.00	
					SSI Limits					
					\$2000.00					
SPOUSAL IMPOVERISHMENT					\$3000.00					
TRANS. PENALTY										
30-CONSEC. DAY REQUIREMENT										
EFFECTIVE DATE--										
RETROACTIVE ELIGIBILITY SERVICES	07-01-81 3 mos. prior to SSI appl.		07-01-81 Retro applies		07-01-87 Retro applies		07-01-88 Retro applies		01-01-91 Retro applies	
	Full		Full		Full		Full		Full	



MAO AT-HOME							
CATEGORY	QMB	HEALTHIER MS WAIVER	QWDI	WD	BREAST & CERVICAL	SLMB	QI-1
PROGRAM CODES	Mandatory 31,32,34	Optional 45	Mandatory 90	Optional 25	Optional 27	Mandatory 51	Mandatory 54
AGE	N/A Must Have Part-A Medicare	N/A Must Not Have Part-A Medicare	Must be <65 N/A--Must have M'care	N/A N/A Yes	Must be <65 N/A N/A	Must have Part-A Medicare	Must have Part-A Medicare
BLINDNESS	Yes	Yes	Yes	Yes	Yes	Yes	Yes
DISABILITY	Yes	Yes	Yes	Yes	Yes	Yes	Yes
CITIZENSHIP	Yes	Yes	Yes	Yes	Yes	Yes	Yes
RESIDENCE	Yes	Yes	Yes	Yes	Yes	Yes	Yes
UTIL. OF BENE.	Yes	Yes	Yes	No	N/A	Yes	Yes
SSN	Yes	Yes	Yes	Yes	Yes	Yes	Yes
ASSIGN. RIGHTS	Yes	Yes	Yes	Yes	N/A	Yes	Yes
PHYSICIAN CERT.	No	No	No	No	No	No Card	No
INCOME	100% FPL	135% FPL	200% FPL	250% FPL	250% FPL	1.20 FPL	135% FPL
Individual	\$903.00	\$1,219.00	\$1,805.00	\$2,257.00	\$2,257.00	\$1,083.00	\$1,219.00
Couple	\$1,215.00	\$1,640.00	\$2,429.00	\$3,036.00	\$3,036.00	\$1,457.00	\$1,640.00
RESOURCES	Liberal	Liberal	SSI	Liberal	Liberal	Liberal	Liberal
Individual	N/A	\$4,000.00	N/A	\$24,000	N/A	N/A	N/A
Couple	N/A	\$6,000.00	N/A	\$26,000	N/A	N/A	N/A
SPOUSAL IMPOVERISHMENT	N/A	N/A	N/A	N/A	N/A	N/A	N/A
TRANS. PENALTY	N/A	N/A	N/A	N/A	N/A	N/A	N/A
30-CONSEC. DAY REQUIREMENT	N/A	N/A	N/A	N/A	N/A	N/A	N/A
EFFECTIVE DATE--	07-01-89	10-01-04	07-01-90	07-01-99	07-01-01	01-01-93	01-01-98
RETROACTIVE ELIGIBILITY	No retro	Retro applies	Retro applies	Retro applies	Retro applies but not prior to 07/01	Retro applies	Retro applies
SERVICES	Medicare cost-sharing	Full with certain limitations	Medicare Part-A Premium No Card	Full	Full	Medicare Part-B Premium No Card	Medicare Part-B Premium No card

CATEGORY	MAO LONG-TERM CARE AT HOME						Disabled Child At-Home
	HCBS Handicapped Waiver	HCBS Traumatic Brain Injury	HCBS Assisted Living Waiver	HCBS Elderly/Disable Waiver	HCBS MR/DD Waiver		
PROGRAM CODES	Optional	Optional	Optional	Optional	Optional	Optional	Optional
AGE	24 No age limit N/A	24 No age limit N/A	10,11,12 No age limit N/A	21,22 No age limit N/A	21,22 No age limit N/A	21,22 No age limit N/A	89 Must be 18 or < Yes
BLINDNESS	Yes	Yes	Yes if <65	Yes if <65	Yes if <65	Yes if <65	Yes
DISABILITY	Yes	Yes	Yes	Yes	Yes	Yes	Yes
CITIZENSHIP	Yes	Yes	Yes	Yes	Yes	Yes	Yes
RESIDENCE	Yes	Yes	Yes	Yes	Yes	Yes	Yes
UTIL. OF BENE.	Yes	Yes	Yes	Yes	Yes	Yes	Yes
SSN	Yes	Yes	Yes	Yes	Yes	Yes	Yes
ASSIGN. RIGHTS	Yes	Yes	Yes	Yes	Yes	Yes	Yes
PHYSICIAN CERT.	Yes	Yes	Yes	Yes	Yes	Yes	Yes
INCOME	NH Limit 300%	NH Limit 300%	NH Limit 300%	NH Limit 300%	NH Limit 300%	NH Limit 300%	NH Limit 300%
Individual	\$2,022.00	\$2,022.00	\$2,022.00	\$2,022.00	\$2,022.00	\$2,022.00	\$2,022.00
Couple	N/A	N/A	N/A	N/A	N/A	N/A	N/A
RESOURCES	Liberalized	Liberalized	Liberalized	Liberalized	Liberalized	Liberalized	SSI
Individual	\$4,000.00	\$4,000.00	\$4,000.00	\$4,000.00	\$4,000.00	\$4,000.00	\$2,000.00
Couple	NA	NA	N/A	N/A	N/A	N/A	N/A
SPOUSAL IMPOVERISHMENT	SI rules apply even if living at-home						
TRANS. PENALTY	Yes	Yes	Yes	Yes	Yes	Yes	N/A
30-CONSEC. DAY REQUIREMENT	N/A	N/A	N/A	N/A	N/A	N/A	N/A
EFFECTIVE DATE--	01/01/94	07/01/01	10/01/00	07/01/00	07/01/00	07/01/00	07/01/89
RETROACTIVE ELIGIBILITY	Retro applies but not prior to 01/94	Retro applies but not prior to 07/01	Retro applies but not prior to 10/00	Retro applies but not prior to 07/00	Retro applies but not prior to 07/00	Retro applies but not prior to 07/00	Retro applies
SERVICES	Full Services + Waiver Services	Full Services + Waiver Services	Full Services + Waiver Services	Full Services + Waiver Services	Full Services + Waiver Services	Full services + Waiver Services	Full

CATEGORY	LONG-TERM CARE	
	SSI At-Home Nursing Home Swing Bed/Hosp	Under 300% Nursing Home Swing Bed/Hosp
PROGRAM CODES	Optional 01,02,04	Optional 01,02,04
AGE	65 or >	65 or >
BLINDNESS	Yes	Yes
DISABILITY	Yes	Yes
CITIZENSHIP	Yes	Yes
RESIDENCE	Yes	Yes
UTIL. OF BENE.	Yes	Yes
SSN	Yes	Yes
ASSIGN. RIGHTS	Yes	Yes
PHYSICIAN CERT.	NH only	NH only
INCOME	300% of SSI Individual Amount	
Individual	\$2,022.00	
Couple	N/A	
RESOURCES	Liberalized Resource Policies	
Individual	\$4,000.00	
Couple	N/A	
SPOUSAL	Applies to all LTC clients with a CS	
IMPOVERISHMENT	Resource Limit \$109,560.00 Monthly Needs Allowance - \$2,739.00	
TRANS. PENALTY	Applies to NH/SB	
30-CONSEC. DAY	Applies to all Long-Term Care clients	
REQUIREMENT		
EFFECTIVE DATE--	Nursing Home--07-01-81--retro applies	
RETROACTIVE	Swing Bed -- 07-01-84 -- retro applies	
ELIGIBILITY		
SERVICES	Full services including Vendor Payment for Nursing Facility care	

**2009 FEDERAL POVERTY LEVEL\* (FPL)**  
**ALL STATES (EXCEPT ALASKA, HAWAII) AND D.C.**

**Program Code 91 -  
 Children Under Age 19**

<b>FAMILY</b>
<b>AFDC –              RELATED</b>
1
2
3
4
5
6
7
8

<b>100% FPL</b>	
<b>ANNUAL</b>	<b>MONTHLY</b>
10,830.00	903.00
14,570.00	1,215.00
18,310.00	1,526.00
22,050.00	1,838.00
25,790.00	2,150.00
29,530.00	2,461.00
33,270.00	2,773.00
37,010.00	3,085.00

**Program Code 87-  
 Children Under 6**

<b>133% FPL</b>	
<b>ANNUAL</b>	<b>MONTHLY</b>
14,404.00	1,201.00
19,379.00	1,615.00
24,353.00	2,030.00
29,327.00	2,444.00
34,301.00	2,859.00
39,275.00	3,273.00
44,250.00	3,688.00
49,224.00	4,102.00

**Program Code 88-PW &  
 Children to Age 1**

<b>185% FPL</b>	
<b>ANNUAL</b>	<b>MONTHLY</b>
20,036.00	1,670.00
26,955.00	2,247.00
33,874.00	2,823.00
40,793.00	3,400.00
47,712.00	3,976.00
54,631.00	4,553.00
61,550.00	5,130.00
68,469.00	5,706.00

**QMB**

<b>FAMILY SIZE</b>
<b>SSI - RELATED</b>
INDIVIDUAL
COUPLE

<b>100% FPL</b>	
<b>ANNUAL</b>	<b>MONTHLY</b>
10,830.00	903.00
14,570.00	1,215.00

**SLMB**

<b>120% FPL</b>	
<b>ANNUAL</b>	<b>MONTHLY</b>
12,996.00	1,083.00
17,484.00	1,457.00

**QI-1/HEALTHIER MS  
 WAIVER**

<b>135% FPL</b>	
<b>ANNUAL</b>	<b>MONTHLY</b>
14,621.00	1,219.00
19,670.00	1,640.00

**QWDI**

<b>FAMILY SIZE</b>
<b>SSI-RELATED</b>
INDIVIDUAL
COUPLE

<b>200% FPL</b>	
<b>ANNUAL</b>	<b>MONTHLY</b>
21,660.00	1,805.00
29,140.00	2,429.00

**WORKING DISABLED**

<b>250% FPL</b>	
<b>ANNUAL</b>	<b>MONTHLY</b>
27,075.00	2,257.00
36,425.00	3,036.00

\*Published in the Federal Register.



TABLE OF AFDC REQUIREMENTS FOR USE IN ALLOCATING NURSING HOME  
RECIPIENTS INCOME TO DEPENDENTS AT HOME

---

NUMBER OF PERSONS	REQUIREMENTS
1	218
2	293
3	368
4	443
5	518
6	593
7	668
8	743
9	818
10	893
11	968
12	1043
13	1118
14	1193
15	1268
16	1343
17	1418
18	1493
19	1568
20	1643
21	1718
22	1793

If more than 22 are in the budget, add \$75 for each person above 22.

UNISEX

LIFE ESTATE AND REMAINDER INTEREST TABLE  
 (26 CFR 20.2031-7)

<u>AGE</u>	<u>LIFE ESTATE</u>	<u>REMAINDER</u>	<u>AGE</u>	<u>LIFE ESTATE</u>	<u>REMAINDER</u>
0	.97188	.02812	35	.93868	.06132
1	.98988	.01012	36	.93460	.06540
2	.99017	.00983	37	.93026	.06974
3	.99008	.00992	38	.92567	.07433
4	.98981	.01019	39	.92083	.07917
5	.98938	.01062	40	.91571	.08429
6	.98884	.01116	41	.91030	.08970
7	.98822	.01178	42	.90457	.09543
8	.98748	.01252	43	.89855	.10145
9	.98663	.01337	44	.89221	.10779
10	.98565	.01435	45	.88558	.11442
11	.98453	.01547	46	.87863	.12137
12	.98329	.01671	47	.87137	.12863
13	.98198	.01802	48	.86374	.13626
14	.98066	.01934	49	.85578	.14422
15	.97937	.02063	50	.84743	.15257
16	.97815	.02185	51	.83674	.16126
17	.97700	.02300	52	.82969	.17031
18	.97590	.02410	53	.82028	.17972
19	.97480	.02520	54	.81054	.18946
20	.97365	.02635	55	.80046	.19954
21	.97245	.02755	56	.79006	.20994
22	.97120	.02880	57	.77931	.22069
23	.96986	.03014	58	.76822	.23178
24	.96841	.03159	59	.75675	.24325
25	.96678	.03322	60	.74491	.25509
26	.96495	.03505	61	.73267	.26733
27	.96290	.03710	62	.72002	.27998
28	.96062	.03938	63	.70696	.29304
29	.95813	.04187	64	.69352	.30648
30	.95543	.04457	65	.67970	.32030
31	.95254	.04746	66	.66551	.33449
32	.94942	.05058	67	.65098	.34902
33	.94608	.05392	68	.63610	.36390
34	.94250	.05750	69	.62086	.37914

UNISEX

LIFE ESTATE AND REMAINDER INTEREST TABLE  
 (26 CFR 20.2031-7)

LIFE ESTATE AND REMAINDER INTEREST TABLE (Cont.)

<u>AGE</u>	<u>LIFE ESTATE</u>	<u>REMAINDER</u>	<u>AGE</u>	<u>LIFE ESTATE</u>	<u>REMAINDER</u>
70	.60522	.39478	90	.28221	.71779
71	.58914	.41086	91	.26955	.73045
72	.57261	.42739	92	.25771	.74229
73	.55571	.44429	93	.24692	.75308
74	.53862	.46138	94	.23728	.76272
75	.52149	.47851	95	.22887	.77113
76	.50441	.49559	96	.22181	.77819
77	.48742	.51258	97	.21550	.78450
78	.47049	.52951	98	.21000	.79000
79	.45357	.54643	99	.20486	.79514
80	.43659	.56341	100	.19975	.80025
81	.41967	.58033	101	.19532	.80468
82	.40295	.59705	102	.19054	.80946
83	.38642	.61358	103	.18437	.81563
84	.36998	.63002	104	.17856	.82144
85	.35359	.64641	105	.16962	.83038
86	.33764	.66236	106	.15488	.84512
87	.32262	.67738	107	.13409	.86591
88	.30859	.69141	108	.10068	.89932
89	.29526	.70474	109	.04545	.95455

**RAILROAD RETIREMENT BOARD DISTRICT OFFICES**  
**ADDRESSES/COUNTIES SERVED**

**BIRMINGHAM DISTRICT OFFICE**

**Counties Served**

Mr. Michael A. Core, Manager  
Medical Forum Building  
950 22nd Street, Room 426  
Birmingham, AL 35203-1126  
Telephone (205) 731-0019

Alcorn	Lauderdale	Newton
Benton	Lee	Noxubee
Clay	Lowndes	Oktibbeha
DeSoto	Marshall	Prentiss
Itawamba	Monroe	Tishomingo
Kemper	Neshoba	Winston

**LITTLE ROCK DISTRICT OFFICE**

**Counties Served**

Mrs. Ruby Bland, Manager  
1200 Cherry Brook Drive, Suite 500  
Little Rock, AR 72211-4113  
Telephone (501) 324-5241

Attala	Issaquena	Tate
Bolivar	Lafayette	Tippah
Calhoun	Leflore	Tunica
Carroll	Montgomery	Union
Chickasaw	Panola	Washington
Choctaw	Pontotoc	Webster
Coahoma	Quitman	Yalobusha
Grenada	Sharkey	Yazoo
Holmes	Sunflower	
Humphreys	Tallahatchie	

**NEW ORLEANS DISTRICT OFFICE**

**Counties Served**

Ms. Pamela Meyer, Manager  
501 Magazine Street, Room 1045  
New Orleans, LA 70130-3394  
Telephone (504) 589-2597

Adams	Hinds	Pearl River
Amite	Jackson	Perry
Claiborne	Jasper	Pike
Clarke	Jeff Davis	Rankin
Copiah	Jefferson	Scott
Covington	Jones	Simpson
Forrest	Lamar	Smith
Franklin	Lawrence	Stone
George	Leake	Walthall
Greene	Lincoln	Warren
Hancock	Madison	Wayne
Harrison	Marion	Wilkinson

**COL COMPUTATION HISTORY**

All possible calculations back to 07/77 are provided in the following steps.

- |      |   |   |                                       |
|------|---|---|---------------------------------------|
| (1)  | <u>Current title II benefit amount</u><br>1.058 (1/2009 title II increase)  | = | Benefit before 1/2009<br>COL increase |
| (2)  | <u>Benefit before 1/09 COL increase</u><br>1.023 (1/2008 title II increase) | = | Benefit before 1/2008<br>COL increase |
| (3)  | <u>Benefit before 1/08 COL increase</u><br>1.033 (1/2007 title II increase) | = | Benefit before 1/2007<br>COL increase |
| (4)  | <u>Benefit before 1/07 COL increase</u><br>1.041 (1/2006 title II increase) | = | Benefit before 1/2006<br>COL increase |
| (5)  | <u>Benefit before 1/06 COL increase</u><br>1.027 (1/2005 title II increase) | = | Benefit before 1/2005<br>COL increase |
| (6)  | <u>Benefit before 1/05 COL increase</u><br>1.021 (1/2004 title II increase) | = | Benefit before 1/2004<br>COL increase |
| (7)  | <u>Benefit before 1/04 COL increase</u><br>1.014 (1/2003 title II increase) | = | Benefit before 1/2003<br>COL increase |
| (8)  | <u>Benefit before 1/03 COL increase</u><br>1.026 (1/2002 title II increase) | = | Benefit before 1/2002<br>COL increase |
| (9)  | <u>Benefit before 1/02 COL increase</u><br>1.035 (1/2001 title II increase) | = | Benefit before 1/2001<br>COL increase |
| (10) | <u>Benefit before 1/01 COL increase</u><br>1.024 (1/2000 title II increase) | = | Benefit before 1/2000<br>COL increase |
| (11) | <u>Benefit before 1/00 COL increase</u><br>1.013 (1/99 title II increase)   | = | Benefit before 1/99<br>COL increase   |
| (12) | <u>Benefit before 1/99 COL increase</u><br>1.021 (1/98 title II increase)   | = | Benefit before 1/98<br>COL increase   |
| (13) | <u>Benefit before 1/98 COL increase</u><br>1.029 (1/97 title II increase)   | = | Benefit before 1/97<br>COL increase   |



- (14) Benefit before 1/97 COL increase = Benefit before 1/96  
1.026 (1/96 title II increase) COL increase
- (15) Benefit before 1/96 COL increase = Benefit before 1/95  
1.028 (1/95 title II increase) COL increase
- (16) Benefit before 1/95 COL increase = Benefit before 1/94  
1.026 (1/94 title II increase) COL increase
- (17) Benefit before 1/94 COL increase = Benefit before 1/93  
1.030 (1/93 title II increase) COL increase
- (18) Benefit before 1/93 COL increase = Benefit before 1/92  
1.037 (1/92 title II increase) COL increase
- (19) Benefit before 1/92 COL increase = Benefit before 1/91  
1.054 (1/91 title II increase) COL increase
- (20) Benefit before 1/91 COL increase = Benefit before 1/90  
1.047 (1/90 title II increase) COL increase
- (21) Benefit before 1/90 COL increase = Benefit before 1/89  
1.040 (1/89 title II increase) COL increase
- (22) Benefit before 1/89 COL increase = Benefit before 1/88  
1.042 (1/88 title II increase) COL increase
- (23) Benefit before 1/88 COL increase = Benefit before 1/87  
1.013 (1/87 title II increase) COL increase
- (24) Benefit before 1/87 COL = Benefit before 1/86  
1.031 (1/86 title II increase) COL increase
- (25) Benefit before 1/86 COL = Benefit before 1/85  
1.035 (1/85 title II increase) COL increase
- (26) Benefit before 1/85 COL = Benefit before 1/84  
1.035 (1/84 title II increase) COL increase
- (27) Benefit before 1/84 COL = Benefit before 7/82  
1.074 (7/82 title II increase) COL increase
- (28) Benefit before 7/82 COL = Benefit before 7/81  
1.112 (7/81 title II increase) COL increase

- |   |   |                                     |
|---|---|-------------------------------------|
| (29) <u>Benefit before 7/81 COL</u><br>1.143 (7/80 title II increase) | = | Benefit before 7/80<br>COL increase |
| (30) <u>Benefit before 7/80 COL</u><br>1.099 (7/79 title II increase) | = | Benefit before 7/79<br>COL increase |
| (31) <u>Benefit before 7/79 COL</u><br>1.065 (7/78 title II increase) | = | Benefit before 7/78<br>COL increase |
| (32) <u>Benefit before 7/78 COL</u><br>1.059 (7/77 title II increase) | = | Benefit before 7/77<br>COL increase |

**SLIDING SCALE FOR  
 WORKING DISABLED PREMIUMS\***

<b>MONTHLY COUNTABLE EARNINGS – INDIVIDUAL</b>	<b>PREMIUM PER MONTH</b>	<b>MONTHLY COUNTABLE EARNINGS – COUPLE</b>	<b>PREMIUM PER MONTH</b>
Below \$1354	0	Below \$1822	\$0
\$1354 – 1359.99	\$67	\$1822 -1839.99	\$91
\$1360 - \$1379.99	\$68	\$1840 - \$1859.99	\$92
\$1380 - \$1399.99	\$69	\$1860 - \$1879.99	\$93
\$1400 - \$1419.99	\$70	\$1880 - \$1899.99	\$94
\$1420 - \$1439.99	\$71	\$1900 - \$1919.99	\$95
\$1440 - \$1459.99	\$72	\$1920 - \$1939.99	\$96
\$1460 - \$1479.99	\$73	\$1940 - \$1959.99	\$97
\$1480 - \$1499.99	\$74	\$1960 - \$1979.99	\$98
\$1500 - \$1519.99	\$75	\$1980 - \$1999.99	\$99
\$1520 - \$1539.99	\$76	\$2000 - \$2019.99	\$100
\$1540 - \$1559.99	\$77	\$2020 - \$2039.99	\$101
\$1560 - \$1579.99	\$78	\$2040 - \$2059.99	\$102
\$1580 - \$1599.99	\$79	\$2060 - \$2079.99	\$103
\$1600 - \$1619.99	\$80	\$2180 - \$2099.99	\$104
\$1620 - \$1639.99	\$81	\$2100 - \$2119.99	\$105
\$1640 - \$1659.99	\$82	\$2120 - \$2139.99	\$106
\$1660 - \$1679.99	\$83	\$2140 - \$2159.99	\$107
\$1680 - \$1699.99	\$84	\$2160 - \$2179.99	\$108
\$1700 - \$1719.99	\$85	\$2180 - \$2199.99	\$109
\$1720 - \$1739.99	\$86	\$2200 - \$2219.99	\$110
\$1740 - \$1759.99	\$87	\$2220 - \$2239.99	\$111
\$1760 - \$1779.99	\$88	\$2240 - \$2259.99	\$112
\$1780 - \$1799.99	\$89	\$2260 - \$2279.99	\$113
\$1800 - \$1819.99	\$90	\$2280 - \$2299.99	\$114
\$1820 - \$1839.99	\$91	\$2300 - \$2319.99	\$115
\$1840 - \$1859.99	\$92	\$2320 - \$2339.99	\$116
\$1860 - \$1879.99	\$93	\$2340 - \$2359.99	\$117
\$1880 - \$1899.99	\$94	\$2360 - \$2379.99	\$118
\$1900 - \$1919.99	\$95	\$2380 - \$2399.99	\$119
\$1920 - \$1939.99	\$96	\$2400 - \$2419.99	\$120
\$1940 - \$1959.99	\$97	\$2420 - \$2439.99	\$121
\$1960 - \$1979.99	\$98	\$2440 - \$2459.99	\$122
\$1980 - \$1999.99	\$99	\$2460 - \$2479.99	\$123
\$2000 - \$2019.99	\$100	\$2480 - \$2499.99	\$124
\$2020 - \$2039.99	\$101	\$2500 - \$2519.99	\$125
\$2040 - \$2059.99	\$102	\$2520 - \$2539.99	\$126

\$2060 - \$2079.99	\$103	\$2540 - \$2559.99	\$127
\$2080 - \$2099.99	\$104	\$2560 - \$2579.99	\$128
\$2100 - \$2119.99	\$105	\$2580 - \$2599.99	\$129
\$2120 - \$2139.99	\$106	\$2600 - \$2619.99	\$130
\$2140 - \$2159.99	\$107	\$2620 - \$2639.99	\$131
\$2160 - \$2179.99	\$108	\$2640 - \$2659.99	\$132
\$2180 - \$2199.99	\$109	\$2660 - \$2679.99	\$133
\$2200 - \$2219.99	\$110	\$2680 - \$2699.99	\$134
\$2220 - \$2239.99	\$111	\$2700 - \$2719.99	\$135
\$2240 - \$2257.00	\$112	\$2720 - \$2739.99	\$136
		\$2740 - \$2759.99	\$137
		\$2760 - \$2779.99	\$138
		\$2780 - \$2799.99	\$139
		\$2800 - \$2819.99	\$140
		\$2820 - \$2839.99	\$141
		\$2840 - \$2859.99	\$142
		\$2860 - \$2879.99	\$143
		\$2880 - \$2899.99	\$144
		\$2900 - \$2919.99	\$145
		\$2920 - \$2939.99	\$146
		\$2940 - \$2959.99	\$147
		\$2960 - \$2979.99	\$148
		\$2980 - \$2999.99	\$149
		\$3000 - \$3019.99	\$150
		\$3020 - \$3036.00	\$151

Premiums are payable for individuals/couple with countable earned income between 150% -250% of the poverty level for an individual or couple. The premium amount is 5% of countable earnings.

**PLANNING AND DEVELOPMENT DISTRICTS/AREA AGENCIES ON AGING**

**CENTRAL MS PDD/AAA**

PDD Director - F. Clarke Holmes  
AAA Director - Bettye Burgess  
1170 Lakeland Drive  
P. O. Box 4935  
Jackson, MS 39296  
Phone: 601-981-1511 Fax: 601-981-1515  
Counties Served: Copiah, Hinds, Madison,  
Rankin, Simpson, Warren, Yazoo

**EAST CENTRAL PDD/AAA**

PDD Director - Bill Richardson  
AAA Director - Myrtle Burton  
410 Decatur Street  
P. O. Box 499  
Newton, MS 39345  
Phone: 601-683-2007 Fax: 601-683-7873  
Counties Served: Clarke, Jasper, Kemper,  
Lauderdale, Leake, Neshoba, Newton, Scott,  
Smith

**GOLDEN TRIANGLE PDD/AAA**

PDD Director: Rudy Johnson  
AAA Director: Bobby Gann  
P. O. Box 828  
Starkville, MS 39760  
Phone: 662-324-7860 Fax: 662-324-7328  
Counties Served: Choctaw, Clay, Lowndes,  
Noxubee, Oktibeha, Webster, Winston

**NORTH CENTRAL PDD/AAA**

PDD Director: Bob Williamson  
AAA Director: Darlena Allen  
711B South Applegate  
Winona, MS 38967  
Phone: 662-283-2675 Fax: 662-283-5875  
Counties Served: Attala, Carroll, Holmes,  
Grenada, Leflore, Montgomery, Yalobusha

**NORTH DELTA PDD/AAA**

PDD Director: Glenn Brown  
AAA Director: Fadlalla Zein  
245-C Eureka Street  
P. O. Box 1488  
Batesville, MS 38606-1496  
Phone: 662-561-4100 Fax: 662-561-4112  
Counties Served: Calhoun, Desoto, Panola,  
Quitman, Tallahatche, Tate  
Tunica

**NORTHEAST MS PDD/AAA**

PDD Director: Don Elder  
AAA Director: Linda Huddleston  
P. O. Box 600  
Booneville, MS 38829  
Phone: 662-728-6248 Fax: 662-728-2417  
Counties Served: Alcorn, Benton, Marshall,  
Prentiss, Tippah, Tishomingo

**SOUTH DELTA PDD/AAA**

PDD Director: William Haney  
AAA Director: Sylvia Jackson  
124 South Broadway  
P. O. Box 1776  
Greenville, MS 38702  
Phone: 662-378-3831 Fax: 662-378-3834  
Counties Served: Bolivar, Humphreys,  
Issaquena, Sharkey, Sunflower, Washington

**SOUTHERN MS PDD/AAA**

PDD Director: Leslie Newcomb  
AAA Director: Eunice McGlory  
2015-A 15<sup>th</sup> Street  
Gulfport, MS 39501  
Phone: 228-868-2311 Fax: 228-868-7094  
Counties Served: Covington, Forrest, George,  
Greene, Harrison, Hancock, Jackson, Stone,  
Wayne, Lamar, Jefferson Davis, Jones,  
Marion, Pearl River, Perry

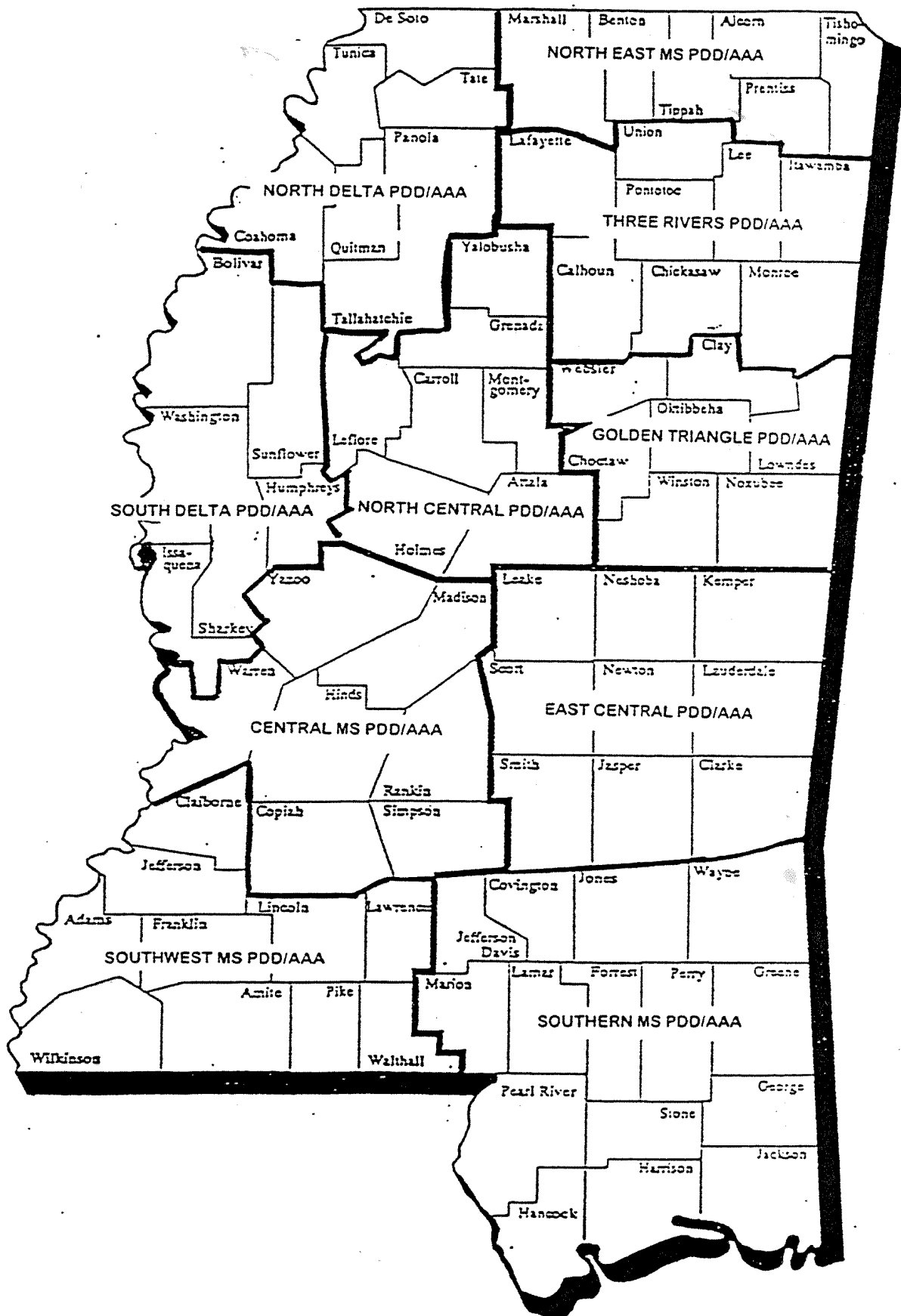
**SOUTHWEST MS PDD/AAA**

PDD Director: Wirt Peterson  
AAA Director: David Caulfield  
100 South Wall Street  
Natchez, MS 39120  
Phone: 601-446-6044 Fax: 601-446-6071  
Counties Served: Adams, Amite, Claiborne,  
Franklin, Jefferson, Lawrence, Lincoln, Pike,  
Walthall, Wilkinson

**THREE RIVERS PDD/AAA**

PDD Director: Randy Kelley  
AAA Director: Buster Turner  
75 South Main Street  
P. O. Box 690  
Pontotoc, MS 38863  
Phone: 662-489-2415 Fax: 662-489-6815  
Counties Served: Calhoun, Chickasaw,  
Itawamba, Lafayette, Lee, Monroe, Pontotoc,  
Union

### MS PLANNING & DEVELOPMENT DISTRICTS AREA AGENCIES ON AGING





**MEDICAID'S INDEPENDENT LIVING WAIVER PROGRAM**

**District 1 - Oxford Office** - Counties Served: Benton, Calhoun, Coahoma, DeSoto, Grenada, Lafayette, Marshall, Panola, Quitman, Tallahtachie, Tate, Tunica, Yalobusha

Case Manager: (Currently vacant)  
662-234-6080 or 1-800-462-5357

**District 2 - Tupelo Office** - Counties Served: Alcorn, Chickawaw, Itawamba, Lee, Monroe, Pontotoc, Prentiss, Tippah, Tishamingo, Union

Case Manager: Beth Boyd  
662-840-9947

**District 3 - Starkville Office** - Counties Served: Attala, Choctaw, Clay, Lowndes, Montgomery, Noxubee, Oktibbeha, Webster, Winston

Case Manager: Stacy Ricks  
662-324-9646 or 1-877-367-4605

**District 4 - Meridian Office** - Counties Served: Leake, Neshoba, Kemper, Scott, Newton, Lauderdale, Smith, Jasper, Clarke

Case Manager: Patricia Pryor  
601-483-5394

**District 5 - Hattiesburg Office** - Counties Served: Covington, Wayne, Jones, Lamar, Marion, Forrest, Perry, Jeff Davis, Greene

Case Manager: Theresa Darty  
601-544-4860 or 1-800-378-9155

**District 6 - Gulfport Office** - Counties Served: George, Hancock, Harrison, Jackson, Pearl River, Stone

Case Manager: April Sharp  
228-897-7612

**District 7 - McComb Office** - Counties Served: Adams, Amite, Franklin, Jefferson, Copiah, Lincoln, Pike, Walthall, Wilkinson, Lawrence, Simpson

Case Manager: (Currently vacant)  
601-249-4646

**District 8 - Jackson Office** - Counties Served: Claiborne, Hinds, Madison, Rankin, Warren

Case Manager: Theresa Ricks-White  
601-351-1472 or 1-800-378-9156

**District 9 - Greenwood Office** - Counties Served: Bolivar, Carroll, Holmes, Humphreys, Issaquena, LeFlore, Sharkey, Sunflower, Washington, Yazoo

Case Manager: Johnny Ball  
662-455-2706

MEDICAID'S MR/DD WAIVER PROGRAM

BOSWELL REGIONAL CENTER

Post Office Box 128  
Sanatorium, MS 39112  
Stan Wilkinson, HCBS Director  
(601) 867-5000, extension 75246

Counties Served:

Adams, Amite, Claiborne, Copiah, Franklin, Jefferson, Lincoln, Simpson, Wilkinson

Ellisville State School

1101 Hwy 11 South  
Ellisville, MS 39437  
Dyann Mizell, HCBS Director  
Phone: (601) 477-9384, extension 341

Counties Served: Clarke, Covington, Forrest, Greene, Jasper, Jeff  
Davis, Jones, Kemper, Lamar, Lauderdale, Lawrence, Lowndes, Marion, Neshoba, Newton,  
Noxubee, Perry, Pike, Smith, Walthall, Wayne, Winston

Hudspeth Center

Post Office Box 127-B  
Whitfield, MS 39193  
Sandra May, HCBS Director  
Phone: 664-6172

Counties Served: Attala, Boliver, Carroll, Choctaw, Clay, Hinds, Holmes, Humphreys, Issaquena,  
Leake, Leflore, Madison, Montgomery, Oktibbeha, Rankin, Scott, Sharkey, Sunflower,  
Warren, Washington, Webster, Yazoo

North MS Regional Center

967 Regional Center Drive  
Oxford, MS 38655  
Monroe Snider, HCBS Director  
Phone: (662) 234-1476, extension 388 or 401

Counties Served: Alcorn, Benton, Calhoun, Chickawaw, Cahoma, DeSoto, Grenada,  
Itawamba, Lafayette, Lee, Marshall, Monroe, Panola, Pontotoc, Prentiss, Quitman,  
Tallahatchie, Tate, Tippah, Tishamingo, Tunica, Union, Yalobusha

South MS Regional Center

1170 West Railroad  
Long Beach, MS 39560  
Dr. Lela Weems, HCBS Director  
Phone: (228) 867-1234

Counties Served: George, Hancock, Harrison, Jackson, Pearl River, Stone