



Mississippi Medicaid

Roads to
Good Health
Guide Book

Call for Information
1-800-421-2408 (801-359-6050 in Jackson)



Governor Haley Barbour's
Healthy MISSISSIPPI
INITIATIVE

- You are encouraged to get a yearly health screening from your doctor or clinic.
- This physical examination *will not* be used to determine your eligibility for the Medicaid program.

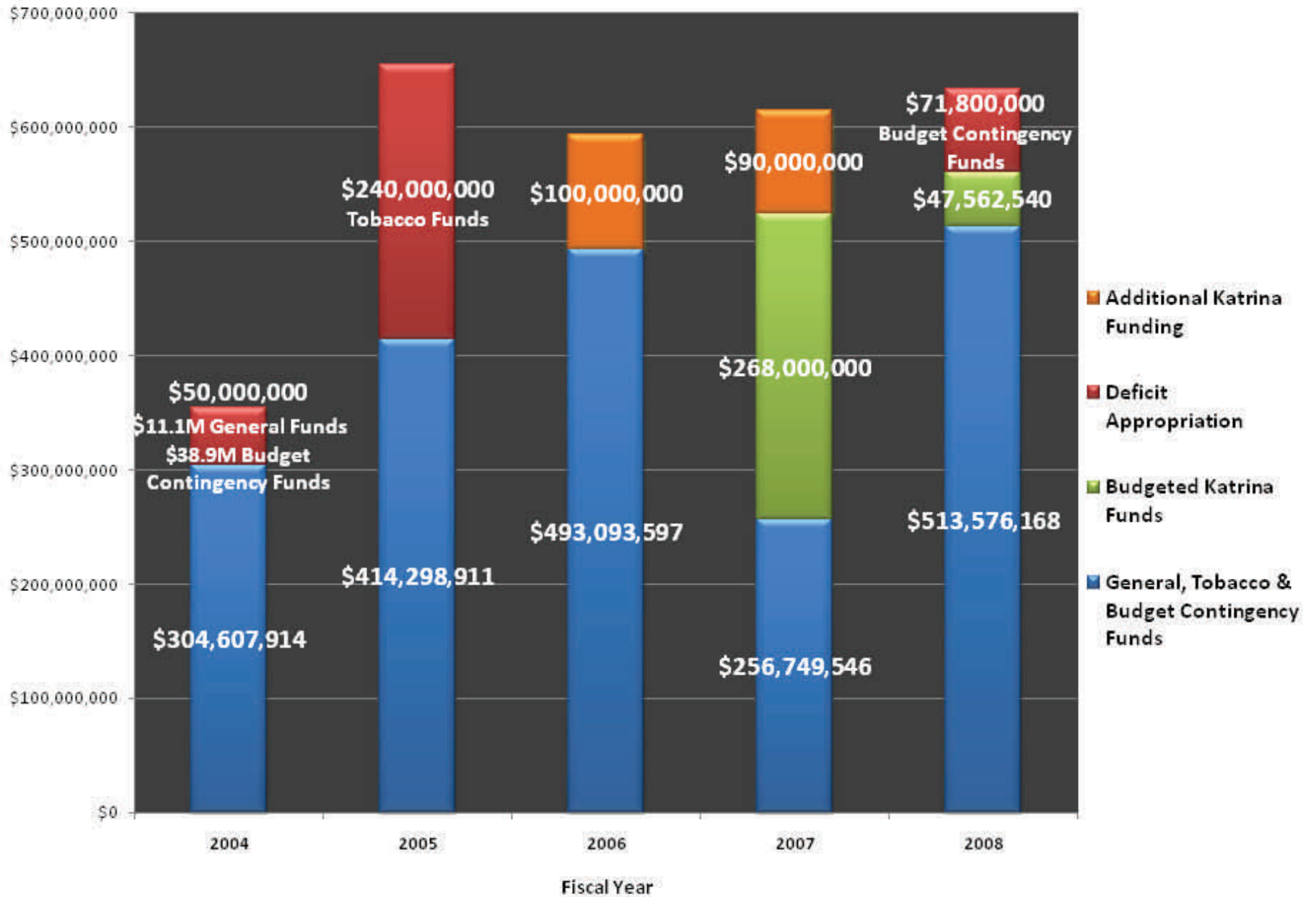
Eat Right! Exercise! Be Tobacco Free!

2008 Annual Report Summary

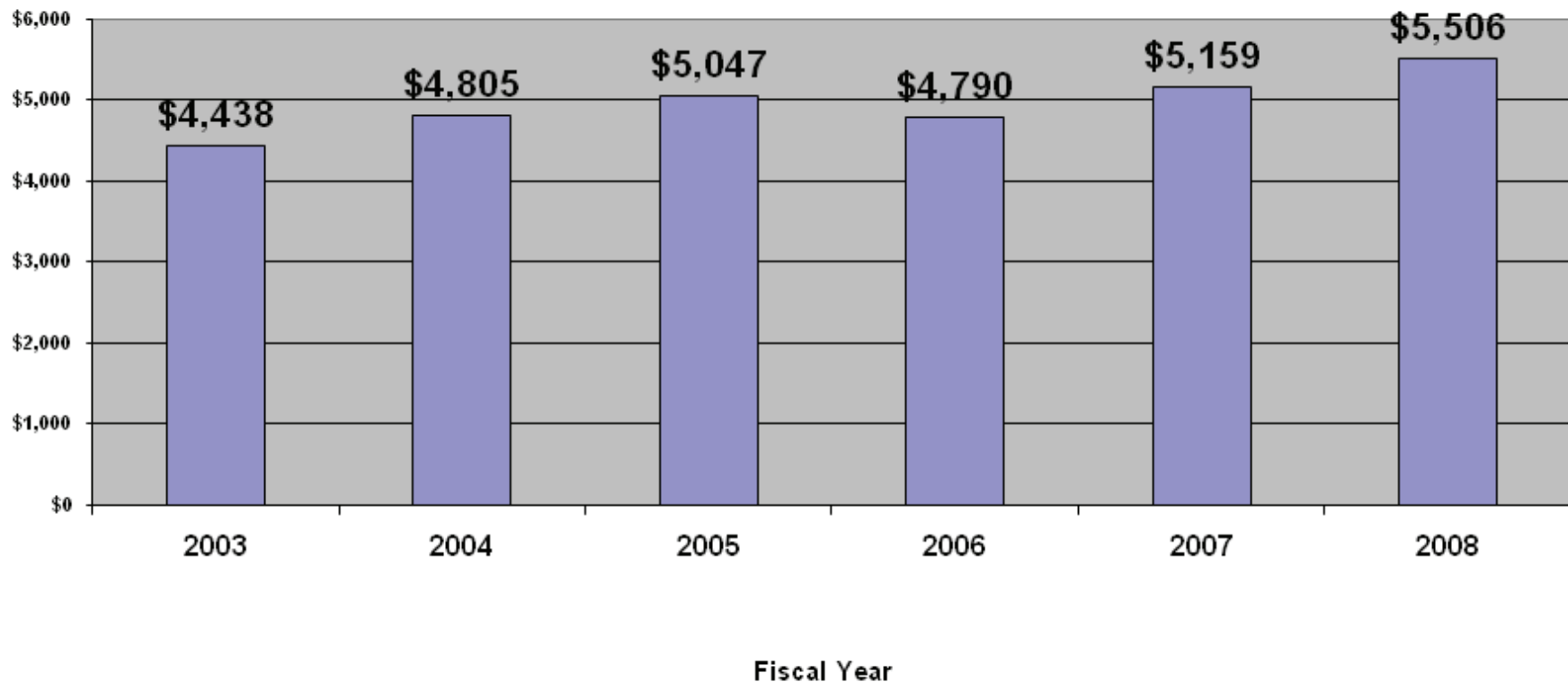
DIVISION OF MEDICAID-ROADS TO GOOD HEALTH



Direct State Funding



Average Cost of Medicaid Beneficiaries

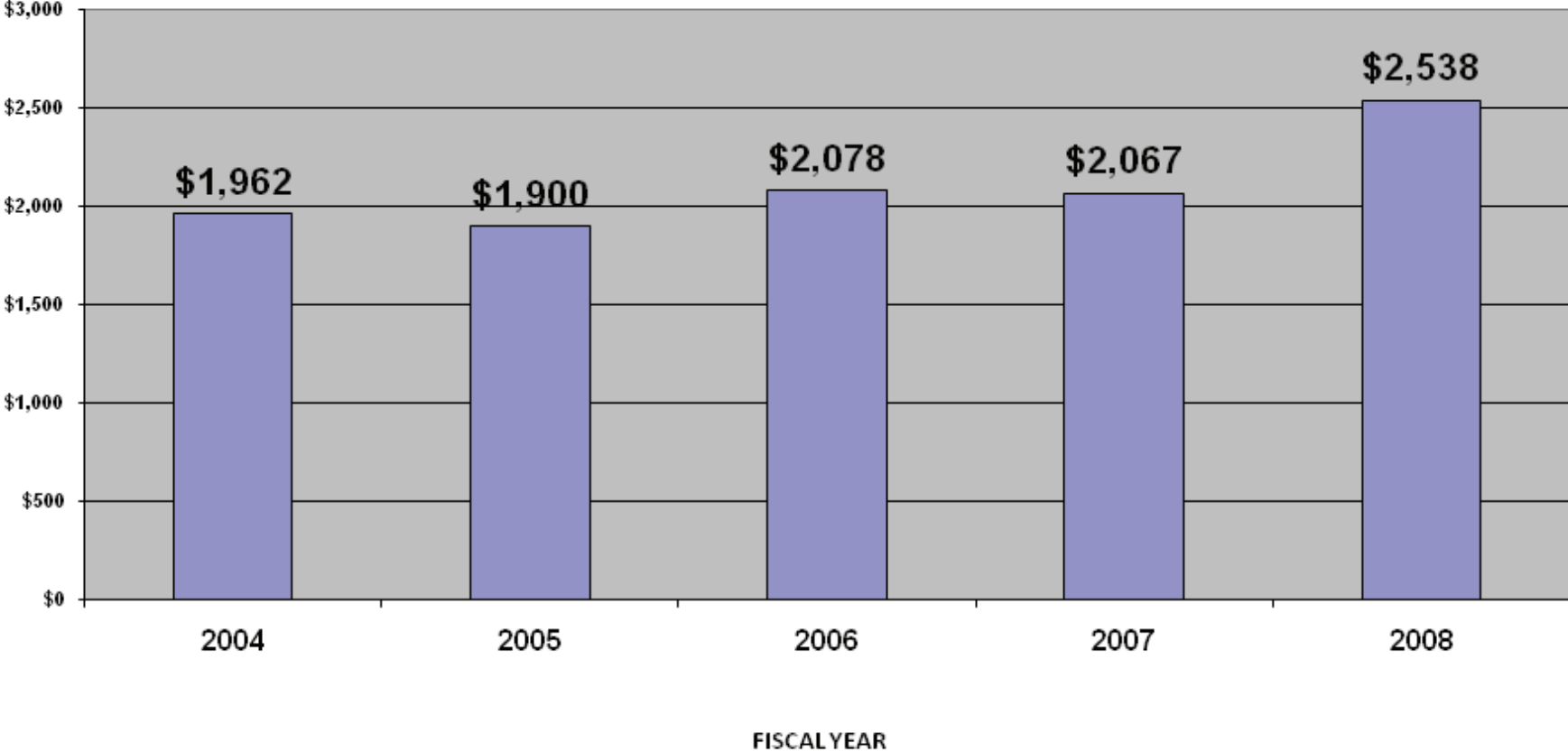


Source: RB-410 and MR-O-01

Note: Over the past 2 fiscal years medical services cost per beneficiary has increased at a rate of 7.5% per year for DOM. The Congressional Budget Office (CBO) projects a 7.8% national annual growth rate in Medicaid over the next decade.

■ Average cost per Medicaid Beneficiary

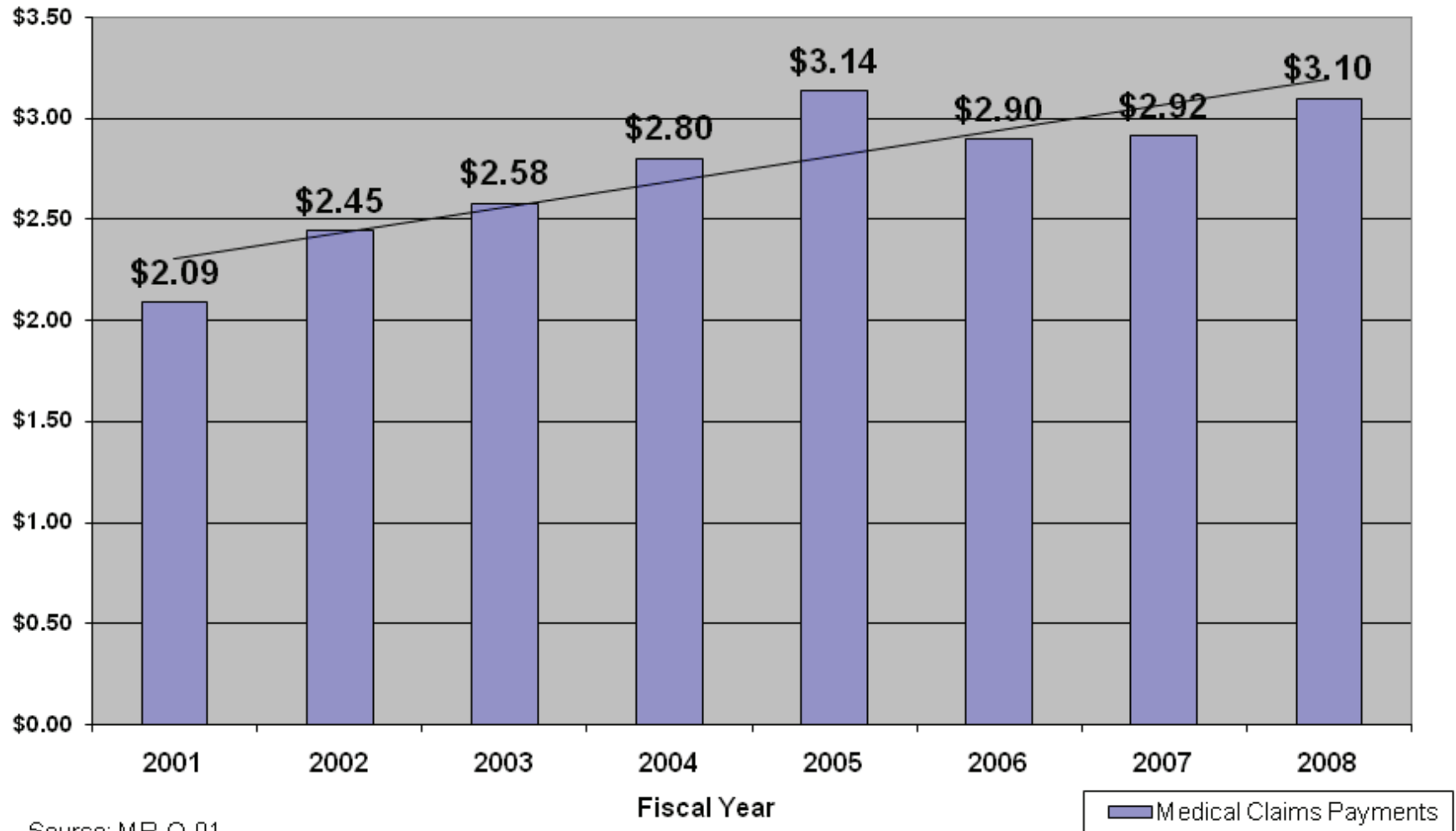
Average Cost of CHIP Beneficiaries



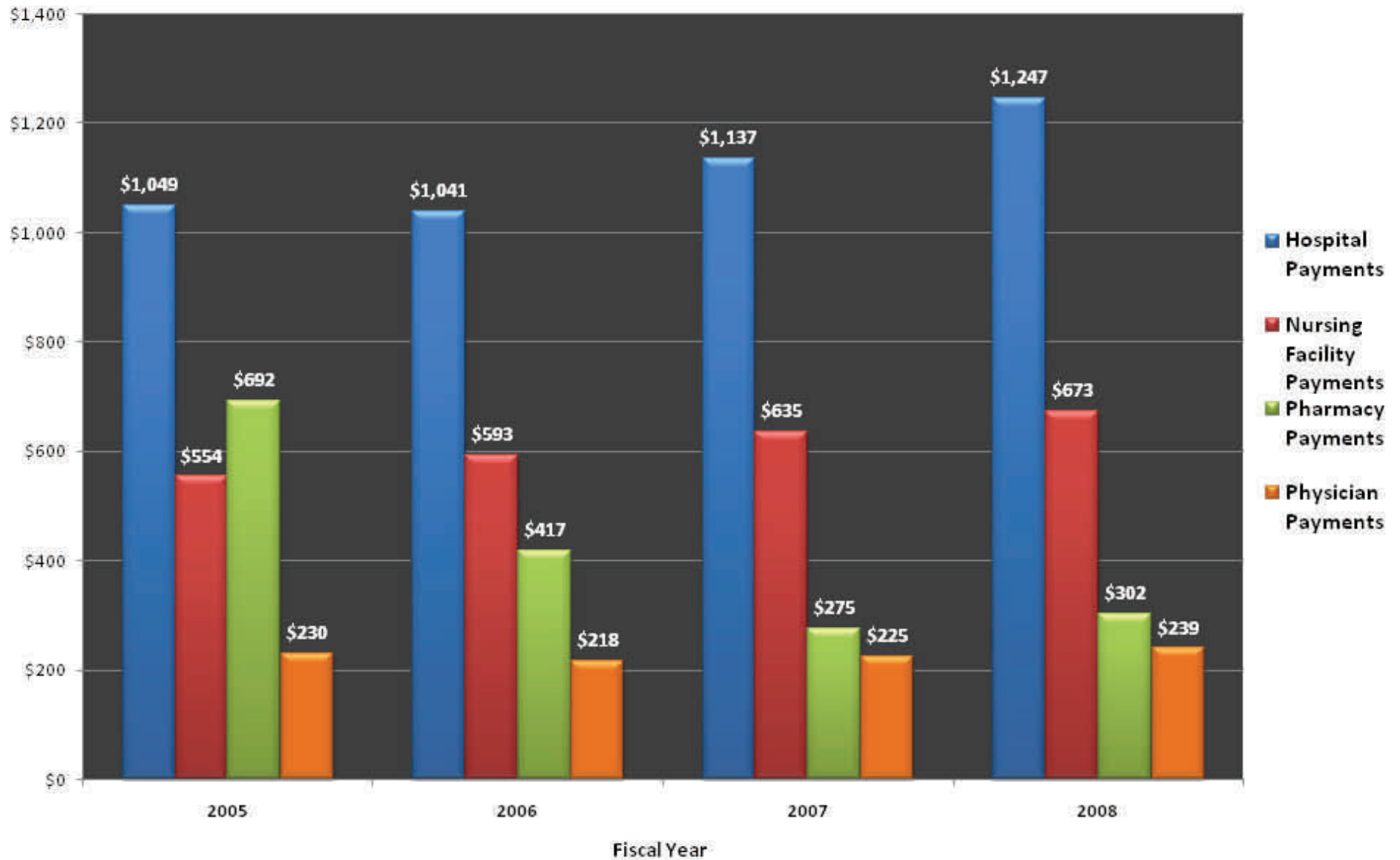
■ Average cost per CHIP Beneficiary

Source: RB-410 and Blue Cross Blue Shield

Medical Service Claims Payments - "Total Program" (Billions)



Major Medicaid Provider Payments (Millions)



DIVISION OF MEDICAID
Medical Services Cost Comparison
FY 2006 Through FY 2008

Service	FY 2006	FY 2007	FY 2008	Incr (Decr) FY 06 to FY 07	Incr (Decr) FY 07 to FY 08
Nursing Facility	\$592,989,390	\$635,193,695	672,547,159	7.12%	5.88%
Inpatient Hospital	\$484,099,778	\$518,135,797	543,940,524	7.03%	4.98%
Prescription Drugs	\$417,293,904	\$274,757,341	302,060,175	-34.16%	9.94%
ICF MR Facility	\$234,157,902	\$259,465,512	277,748,962	10.81%	7.05%
Outpatient Hospital	\$201,015,510	\$247,298,203	252,442,133	23.02%	2.08%
Physician	\$217,558,603	\$224,873,766	239,456,212	3.36%	6.48%
Home and Comm. Based Services	\$101,568,297	\$118,468,377	140,976,333	16.64%	19.00%
Mental Health Clinics	\$124,216,720	\$129,161,706	134,033,495	3.98%	3.77%
Inpatient Residential Psych.	\$31,346,839	\$34,183,343	35,911,786	9.05%	5.06%
Hospice	\$34,041,518	\$34,076,328	30,683,115	0.10%	-9.96%
ALL OTHER	\$460,687,880	\$439,608,310	470,220,087	-4.58%	6.96%
TOTAL	\$2,898,976,341	\$2,915,222,378	\$3,100,019,981	0.56%	6.34%

Source: MR-O-01

Additional medical service type expenditures in FY-08 included FY-07 hospital UPL and DSH supplemental payments of \$267.9 million.