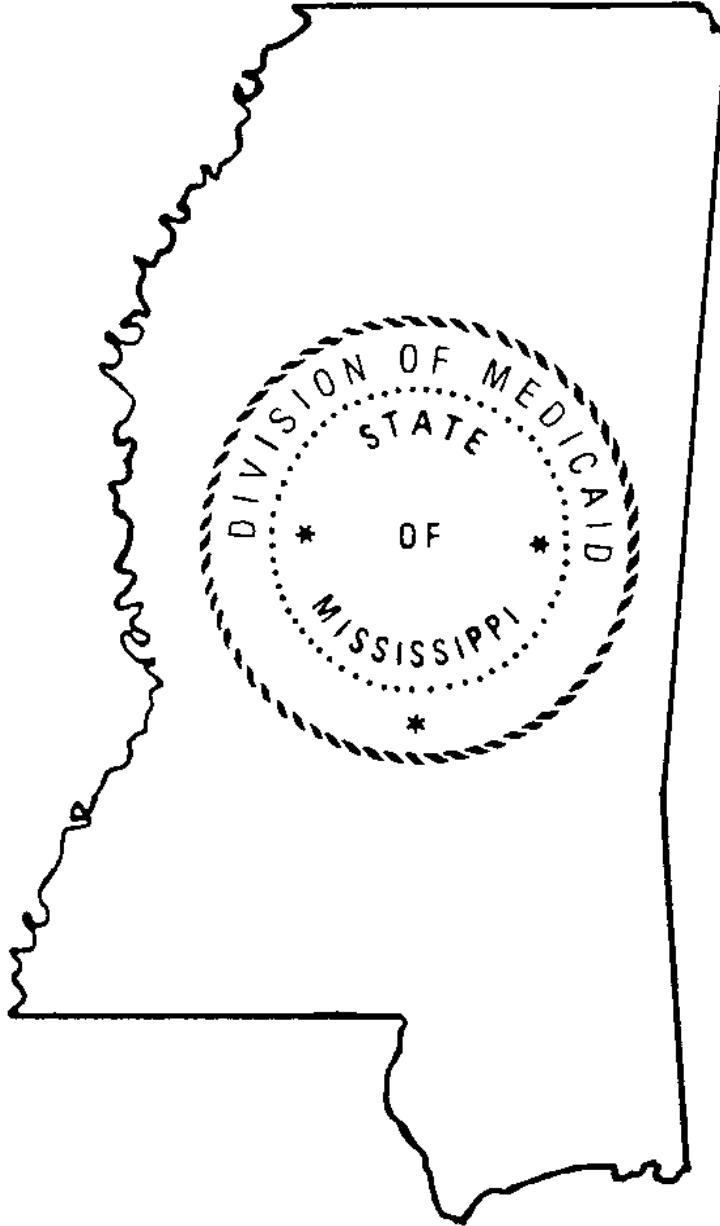


**OFFICE OF THE GOVERNOR
DIVISION OF MEDICAID**



**NINETEENTH ANNUAL REPORT
JULY 1, 1987 — JUNE 30, 1988**



STATE OF MISSISSIPPI

RAY MABUS
GOVERNOR

Honorable Ray Mabus
Governor of the State of Mississippi
and
Members of the Mississippi State Legislature

Ladies and Gentlemen:

We submit herewith the Nineteenth Annual Report of the Division of Medicaid covering the fiscal year ended June 30, 1988. It is being submitted in accordance with requirements of Section 43-13-127 of the Mississippi Code of 1972, as Amended. In it, we have attempted to provide a broad range of factual information about Mississippi's Medicaid Program in an effort to keep you and the general public fully informed.

We wish to acknowledge the vital roles played by the State Department of Public Welfare; the State Department of Health; the Mississippi Foundation for Medical Care; and the Medicaid fiscal agent, Blue Cross/Blue Shield of Mississippi, Incorporated, in the ongoing administration of the Medicaid Program. We also wish to acknowledge the health professionals in our State who provide the necessary health services and who offer technical assistance to the Medicaid Program through its advisory committees.

On behalf of approximately 411,132 Mississippians who are being helped through the Medicaid Program, we wish to thank the Governor and the Members of the Legislature for continuing to make these services available.

Respectfully,

A handwritten signature in cursive script, appearing to read "J. Clinton Smith".

J. Clinton Smith, M.D., M.P.H.
Director
Division of Medicaid
Office of the Governor

JCS/KG/zb

TABLE OF CONTENTS

Medicaid Coverage in Mississippi

Introduction	7
Medicaid Eligibles	8
Eligibles by County of Residence	10
Medicaid Recipients	12

Program Administration

Federal/State Financial Responsibilities	13
Program Integrity	17
Number of Paid Claims - FY 1988	18

Expenditures

Expenditures by Type of Service	19
Expenditures by Program Category of Eligibility	21
Payments Made to Providers by County	23
Payments for Recipients by County of Residence	24
Payments Made to State Health Agencies and Institutions	25

Services

Physicians' Services	25
Prescribed Drugs	28
Nursing Home Services	29
Inpatient Hospital Services	30
Outpatient Hospital Services	31
Dental Services	31
Family Planning Services	31
Early and Periodic Screening, Diagnosis and Treatment Services	31

Appendix	32
----------------	----

INTRODUCTION

Medicaid is a program of medical assistance for the needy administered by the states using State appropriated funds and Federal matching funds within the provisions of Title XIX of the Social Security Act as amended. In Mississippi, the Medicaid program began on January 1, 1970. The program is administered in Mississippi by the Division of Medicaid, Office of the Governor by authority of Section 43-13-101 et seq. of the Mississippi Code of 1972.

The medical care provided by the state programs varies widely from state to state. A few states limit coverage to those services required by the Social Security Act while several states cover all permissible services. During Fiscal Year 1988, Mississippi provided coverage for nine optional services in addition to the ten mandatory services. Services provided in Mississippi were:

Mandatory Services:

- Inpatient Hospital Services
- Outpatient Hospital Services
- Other Laboratory and X-Ray Services
- Skilled Nursing Home Services
- Physician Services
- Early Periodic Screening, Diagnosis and Treatment Services (for age 20 and under)
- Home Health Services
- Family Planning Services
- Rural Health Clinic Services
- Nurse-Midwifery Services

Optional Services:

- Prescribed Drugs
- Dental Services (Emergency extractions for adults)
- Intermediate Care Facility Services
- Eyeglasses (necessitated by eye surgery)
- Christian Science Sanatoria Care and Services
- Emergency Ambulance Services
- Home and Community Based Services
- Mental Health Services (Comprehensive Regional Mental Health/Retardation Centers)
- Durable Medical Equipment

MEDICAID ELIGIBLES

In the text of this report, the term eligible refers to a person who is entitled to receive medical assistance in accordance with Mississippi Code Section 43-13-115 as amended and has been certified as having met the necessary requirements to receive Medicaid benefits. Individuals who can receive Medicaid benefits are:

- Supplemental Security Income (SSI) recipients; aged, blind or disabled as certified by the Social Security Administration
- Aid to Families with Dependent Children (AFDC)
 - Children within the families (AFDC Children)
 - Caretaker relatives for the children (AFDC Adults)

In addition to the above-described AFDC recipients, statutory extension of AFDC category coverage includes the following groups:

- Certain pregnant women and children under eighteen (18) years of age who meet the financial criteria of the AFDC program on income and resources.
- Pregnant women who would be AFDC if the child were born.
- Children in the custody of the State Department of Public Welfare who are in foster family homes or child caring institutions.
- Children for whom the State Department of Public Welfare makes subsidized adoption payments.
- Pregnant women and children whose family income is below 100% of the Federal Poverty Level.

Eligibility for these individuals is certified by the State Department of Public Welfare.

—Medical Assistance Only (MAO) aged, blind or disabled individuals who would be SSI eligible except for certain Social Security cost-of-living increases; or as individuals who are in long-term institutional placement, i.e., nursing homes, hospitals, and whose income is less than \$1,062.00 a month. Eligibility for this group is certified by the Division of Medicaid Regional Offices.

Certification of Medicaid eligibility is represented by a Medicaid Identification Card, valid for one month only. The fiscal agent for the Division of Medicaid mails a new card monthly to each eligible person or family. Information contained on the Medicaid Card includes individual's name, unique identification number and current period of eligibility. It must be shown to the provider each time a medical service is requested.

During Fiscal Year 1988, 411,132 persons in Mississippi were eligible for Medicaid benefits. The length of eligibility periods for these persons covered all possibilities from one month to the entire year. Table 1 gives the eligibility count with the corresponding percentages for the program categories. In Table 2, the monthly number of eligibles is shown by program category.

TABLE 1
TOTAL NUMBER OF PERSONS ELIGIBLE AND MONTHLY
AVERAGE NUMBER OF PERSONS ELIGIBLE WITH PERCENTAGE
DISTRIBUTION BY PROGRAM CATEGORY FOR FISCAL YEAR 1988

Program Category	Total Number of Eligible Persons	Percent of Total	Monthly Average Number of Eligible Persons	Percent of Total
Total	411,132	100.0	319,800	100.0
Aged	61,520	15.0	54,911	17.2
Blind	1,917	0.5	1,743	0.5
Disabled	72,487	17.6	64,721	20.2
AFDC Children	166,183	40.4	124,125	38.8
AFDC Adults	75,784	18.4	56,552	17.7
CWS Foster Care	1,596	0.4	854	0.3
Optional Categorically Needy	31,645	7.7	16,894	5.3

TABLE 2
NUMBER OF PERSONS ELIGIBLE FOR MEDICAID SERVICES BY MONTH AND
BY PROGRAM CATEGORY FOR FISCAL YEAR 1988

Month	Total	Aged	Blind	Disabled	AFDC Children	AFDC Adults	CWS FOSTER Care	Optional Categorically Needy
July	317,333	55,797	1,752	63,234	123,850	56,427	867	15,406
August	318,072	55,657	1,757	63,802	123,878	56,439	866	15,673
September	317,784	55,572	1,749	63,978	123,646	56,334	851	15,654
October	318,361	55,404	1,737	64,184	123,877	56,439	857	15,863
November	317,145	55,311	1,736	64,310	123,338	56,193	868	15,389
December	317,806	55,084	1,742	64,599	123,557	56,293	839	15,692
January	316,866	54,855	1,744	64,795	123,124	56,096	856	15,396
February	317,557	54,444	1,759	65,150	123,022	56,049	843	16,290
March	320,503	54,308	1,743	65,164	124,107	56,544	838	17,799
April	324,354	54,273	1,745	65,634	125,340	57,106	852	19,404
May	325,272	54,144	1,729	65,727	125,676	57,259	861	19,876
June	326,521	54,077	1,721	66,069	126,080	57,442	850	20,282
Monthly Average	319,800	54,911	1,743	64,721	124,125	56,552	854	16,894

ELIGIBLES BY COUNTY OF RESIDENCE

The population estimates for 1988 (as computed by the Bureau of the Census, U.S. Department of Commerce) and the number of persons eligible for Medicaid on June 30, 1988, are listed by counties in Table 3. The census figures are the latest available. Tunica had the highest percent of Medicaid eligibles with 39.1 percent, and Rankin County had the lowest with 5.7 percent.

TABLE 3
BUREAU OF CENSUS POPULATION
FOR MISSISSIPPI COUNTIES AND
NUMBER OF PERSONS ELIGIBLE FOR MEDICAID FOR FISCAL YEAR 1988.

County	County Population	Number of Medicaid Eligibles	Percent of Population
Adams	37,600	7,236	19.2
Alcorn	32,700	3,944	12.1
Amite	13,500	2,163	16.0
Attala	18,800	3,307	17.6
Benton	8,500	1,550	18.2
Bolivar	43,500	14,010	32.2
Calhoun	14,800	2,173	14.7
Carroll	9,800	1,550	15.8
Chickasaw	18,200	2,401	13.2
Choctaw	8,900	1,549	17.4
Claiborne	11,900	2,688	22.6
Clarke	16,700	2,264	13.6
Clay	21,800	3,860	17.7
Coahoma	34,800	11,292	32.4
Copiah	27,000	5,164	19.1
Covington	16,800	3,291	19.6
DeSoto	65,300	4,381	6.7
Forrest	67,400	9,827	14.6
Franklin	8,500	1,641	19.3
George	16,300	1,794	11.0
Greene	9,500	1,713	18.0
Grenada	20,400	3,671	18.0
Hancock	32,700	3,399	10.4
Harrison	173,200	17,208	9.9
Hinds	257,900	36,816	14.3
Holmes	22,400	3,685	16.5
Humphreys	13,500	3,886	28.8
Issaquena	2,200	518	23.5
Itawamba	20,600	1,537	7.5
Jackson	128,400	11,892	9.3
Jasper	16,800	2,932	17.5
Jefferson	8,600	2,760	32.1
Jefferson Davis	14,500	2,891	19.9
Jones	62,000	7,791	12.6
Kemper	10,900	1,816	16.7
Lafayette	30,700	2,681	8.7
Lamar	27,800	3,045	11.0
Lauderdale	76,700	10,341	13.5

TABLE 3 (Continued)

County	County Population	Number of Medicaid Eligibles	Percent of Population
Lawrence	12,700	1,933	15.2
Leake	18,400	3,131	17.0
Lee	63,000	5,648	9.0
Leflore	39,100	10,101	25.8
Lincoln	31,400	4,449	14.2
Lowndes	59,800	7,731	12.9
Madison	53,200	8,480	15.9
Marion	26,300	4,758	18.1
Marshall	34,400	6,026	17.5
Monroe	36,900	5,010	13.6
Montgomery	12,500	2,999	24.0
Neshoba	24,800	3,478	14.0
Newton	19,700	2,660	13.5
Noxubee	12,700	3,982	31.4
Oktibbeha	36,600	5,274	14.4
Panola	30,000	6,203	20.7
Pearl River	39,700	5,856	14.8
Perry	10,100	1,701	16.8
Pike	37,300	7,406	19.9
Pontotoc	22,500	1,914	8.5
Prentiss	25,200	2,395	9.5
Quitman	11,100	3,931	35.4
Rankin	84,800	4,810	5.7
Scott	25,800	3,884	15.1
Sharkey	7,200	2,586	35.9
Simpson	24,600	3,217	13.1
Smith	15,100	1,860	12.3
Stone	10,500	1,598	15.2
Sunflower	36,300	9,053	24.9
Tallahatchie	16,100	4,887	30.4
Tate	21,800	3,403	15.6
Tippah	19,000	2,688	14.1
Tishomingo	18,100	1,872	10.3
Tunica	9,000	3,517	39.1
Union	22,600	2,164	9.6
Walthall	13,800	3,300	23.9
Warren	50,700	7,486	14.8
Washington	70,400	17,961	25.5
Wayne	20,100	3,969	19.7
Webster	10,400	1,757	16.9
Wilkinson	10,200	2,747	26.9
Winston	19,600	3,754	19.2
Yalobusha	13,000	2,268	17.4
Yazoo	26,700	7,047	26.4

MEDICAID RECIPIENTS

During the Fiscal Year 1988, 361,881 different persons benefited from one or more of the medical services covered by the Medicaid Program. This was an increase of 26,981 persons or 8.1 percent from Fiscal Year 87. The distribution among the program categories remained relatively the same for the unduplicated totals. Table 4 illustrates the recipient distribution by program category while Table 5 shows comparison of recipients by type of service for fiscal years 1987 and 1988.

TABLE 4
RECIPIENT DISTRIBUTION BY PROGRAM CATEGORY FOR FISCAL YEAR 1988

Program Category	Number of Recipients	Percent of Total
Total.....	361,881	100.0
Aged.....	59,731	16.5
Blind.....	1,709	0.5
Disabled.....	67,011	18.5
AFDC Children.....	139,523	38.6
AFDC Adults.....	67,707	18.7
CWS Foster Care.....	1,258	0.3
Optional Categorically Needy.....	24,942	6.9

TABLE 5
RECIPIENTS OF MEDICAL SERVICES BY TYPE OF SERVICE FOR FISCAL YEAR 1987 AND FISCAL YEAR 1988

Type of Service	Fiscal Year 1987 Recipients	Fiscal Year 1988 Recipients	Percent of Increase or (decrease)
Total.....	334,900	361,881	8.06
Inpatient Hospital.....	66,741	70,409	5.50
Outpatient Hospital.....	143,957	159,239	10.62
Laboratory & X-Ray.....	43,419	54,876	26.39
Skilled Nursing Facility.....	7,564	8,107	7.18
Physicians.....	280,626	310,590	10.68
EPSDT.....	83,128	94,791	14.03
Home Health.....	3,149	3,798	20.61
Emergency Ambulance.....	11,132	14,145	27.07
Prescribed Drugs.....	265,842	284,940	7.18
Dental Care.....	83,784	95,372	13.83
Eyeglasses.....	12,643	19,314	52.76
Intermediate Care Facility.....	8,532	8,258	[3.21]
Intermediate Care - Mentally Retarded.....	1,650	1,630	[1.21]
Family Planning.....	33,854	31,646	[6.52]
Buy-In, Part B Medicare.....	95,835	94,799	[1.08]
Clinic Services.....	17,779	30,633	72.30
Home and Community.....	141	307	117.73
Durable Medical Equipment.....	N/A	7,513	100.00

PROGRAM ADMINISTRATION FEDERAL/STATE FINANCIAL RESPONSIBILITIES

The Mississippi Medicaid Program is administered by the Division of Medicaid using funds appropriated by the State and Federal government. Federal matching rates vary considerably depending upon their use in providing medical services for eligibles or in meeting administrative costs of the program. The variation in matching rates is illustrated in Chart 1.

During Fiscal Year 1988, the total administrative expense was \$13,763,276 with the Federal government paying \$9,276,225 or 67.4 percent. This total included all state agency cost and the cost of processing and paying claims by the Medicaid Fiscal Agent, Blue Cross and Blue Shield of Mississippi, Incorporated. The administrative expenses for Fiscal Year 1988 were 3.1 percent of the total budget.

During Fiscal Year 1988, the FMAP (Federal Medical Assistance Percentage) for most medical services in Mississippi was 79.65 percent. A state's FMAP is a calculated percentage based on the state's per capita income.

Exceptions to the 79.65 percent FMAP for medical services were: Family Planning Services at 90 percent Federal money; Buy-In, Part B, for non-money payment individuals at 100 percent State money, Choctaw Indians and Indochinese refugees at 100% Federal money.

In accordance with the Social Security Act and Mississippi Medicaid Law, payment for services under Medicaid is always secondary to any third party source. At the time a recipient receives a Medicaid-covered service, a determination is made as to whether the recipient has third party coverage; and, if so, the provider generally must seek third party payment, in accordance with Medicaid Program guidelines, prior to filing a Medicaid claim. Upon receipt of the third party payment, a Medicaid claim must be filed and the Medicaid payment will be the amount of the Medicaid payment liability less the third party payment. If the provider received a third party payment after the Medicaid payment has been made, the provider is required to refund the third party payment to Medicaid up to the amount expended by Medicaid. In 1988, Mississippi's Medicaid third party avoided cost and recovery totaled \$7,942,340.

The total Medicaid expenditures represent the cost of program administration and the cost for health care services. This \$440,258,976 total is comprised of \$346,324,369 Federal money, \$92,999,920 State money, and \$934,687 received from the Department of Mental Health.

TRAVEL AND OTHER EXPENSES IN CONNECTION WITH CONFERENCES, MEETINGS AND WORKSHOPS JULY 1, 1987 — JUNE 30, 1988

Employee's Name	Destination and Purpose	Total Cost
James Lowery Melba Smith	Louisville, KY — National Association of Welfare Research & Statistics	\$ 1,418.94
Zonnytta Bolton Lisa Dellapenna	Kansas City, MO — National Institute of Governmental Purchasing	\$ 2,232.77
James Lowery	Tampa, FL — PADS Conference	\$ 545.69
Kelly Glorioso Lewis Smith Billy Simmons	Tallahassee, FL — Region IV Conference	\$ 1,587.37
Ann Smith	Raleigh, NC — Region IV Technical Assistance — EPSDT	\$ 785.70
Billy Simmons	Gulf Shores, AL — Region X Meeting AHCA-PAC	\$ 192.00
Benny Brewer	Atlanta, GA — Regional TPL Conference	\$ 379.14
Jimmy Johnson	Charleston, SC — Regional Home & Comm. Based Waiver Conference	\$ 505.55
Benny Brewer	Montgomery, AL — Review TPL System	\$ 178.55

Employee's Name	Destination and Purpose	Total Cost
Billy Simmons Laura Butts Frank Edwards	Jacksonville, FL — Southern Medicaid Administrators	\$ 2,186.17
Thomas Gatewood Kay Anders	Montgomery, AL — Systems Performance Review Conference	\$ 395.30
Kay Anders	Atlanta, GA — SPR MMIS Training Session	\$ 683.34
Peggy Seale Kay Anders	San Diego, CA — State Medicaid Director's Association	\$ 1,545.84
Bob Pilgrim Mike Lucius	Orlando, FL — State of the Art Conference	\$ 2,794.13
J. Clinton Smith	Washington, DC — State Medicaid Director's Conference	\$ 754.00
J. Clinton Smith	Nashville, TN — Tennessee Medicaid Bureau Pharmacy Affairs	\$ 246.40
Rhea Power Kathy Harris Nancy Spencer	Atlanta, GA — Third Party Liability Conference	\$ 1,003.46
Bertha Logan	Montgomery, AL — Third Party Liability Meeting	\$ 220.45
Edward Jones Thomas Gatewood	Phoenix, AZ — United Council on Welfare Fraud	\$ 1,786.81
Kay Anders	Nashville, TN — Visit Tennessee Medicaid	\$ 672.98
Kathy Harris Kay Anders Benny Brewer	New Orleans, LA — APWA Information Systems	\$ 1,821.26
Sen. Walter Graham Sen. Robert Montgomery	Portland, OR — AIDS Conference Timberlain, OR — Conference on AIDS	\$ 1,692.20
James Steele Everett Nolen	Atlanta, GA — Association of Medicaid Pharmacy Administrators	\$ 1,019.70
J. Clinton Smith Peggy Seale	Austin, TX — Case Mix Meeting	\$ 454.50
J. Clinton Smith Jamie Collier Peggy Seale	Baltimore, MD — HCFA Case Mix Meeting	\$ 1,654.33
Kelly Glorioso David Bradshaw	Tallahassee, FL — HCFA-64 Meeting	\$ 1,042.02
James Lowery	Renssalaerville, NY — Healthcare for Needy Workshop	\$ 1,085.00
Jim Johnson	Mobile, AL — Home & Community Based Service Conference	\$ 554.75

Employee's Name	Destination and Purpose	Total Cost
J. Clinton Smith	Atlanta, GA — HCFA Meeting	\$ 561.82
Peggy Seale	Albany, NY — Long Term Care for the Elderly	\$ 618.00
Judith Barnes James G. Lee Jane Streets Edward Jones	Montgomery, AL — Medicaid Fraud & Abuse Conference	\$ 664.81
Billy Simmons	Washington, DC — MMIS TPL Conference	\$ 480.02
Janie Hobbs	Atlanta, GA — National Center for Health Education Conference	\$ 727.23
Nancy Spencer Cassandra Neal Rhea Power	Milwaukee, WI — National Quality Control Director's Convention	\$ 2,594.16
James Steele	Chicago, IL — National Symposium Medicaid Pharmacy Administrators	\$ 605.90
Judith Barnes Gayle Bridges	Dearborn, MI — National Association of SURS Conference	\$ 1,799.70
Sen. Glen Deweese Billy Simmons	Seattle, WA — National Case Mix Conference	\$ 2,477.42
William Phillips	Orlando, FL — National Health Lawyers Association	\$ 1,245.46

PROGRAM INTEGRITY

The Division of Medicaid is responsible for conducting on-site investigations of providers and for monitoring both provider and recipient utilization in the Medicaid Program. The Division of Medicaid is required, under both State and Federal laws, to conduct periodic checks of provider records in order to verify actual receipt of services for which payment has been made and to investigate any cases suggestive of program abuse or misuse. Verification of receipt of services is also accomplished through recipient contact.

The existence of the Program Integrity Division continues to serve as an invaluable deterrent to potential fraud and abuse of benefits in the Medicaid Program. Activities in this area continue to expand and keep pace with the growth of the program.

With the assistance of a computerized surveillance and utilization reporting system, the Division is able to maintain practice and service profiles on all providers of service and on recipients who participate in or receive services through the Medicaid Program. These profiles provide indicators of possible fraudulent activities or abuse of Program benefits and are an important source of information upon which the Program Integrity Division bases its investigations. Examples of the types of profile information used are: frequency of physicians visits for a given recipient, ratio of laboratory procedures to medical visits for a physician, the average length of stay of recipients for a hospital, and extractions per recipients for a dentist. Exception reporting techniques are used to identify the unusual or exceptional profiles.

Reports of any investigations which reveal a significant irregularity are made to the Division. These investigations may result in monetary recovery, termination as a provider of Medicaid services, or referral to the Medicaid Fraud Control Unit located in the office of the Attorney General.

TABLE 6
NUMBER OF PAID CLAIMS - FY 1988

Type of Service	July	August	September	October	November	December	January	February	March	April	May	June	TOTAL
Inpatient	9,375	12,472	9,406	9,773	11,177	10,175	8,456	13,189	10,713	9,660	11,703	7,012	123,111
Outpatient	80,903	105,809	83,965	83,931	89,282	81,742	74,338	110,650	85,640	78,040	104,909	83,030	1,062,239
Lab X-Ray	13,797	20,438	9,831	17,969	16,271	19,116	22,382	23,543	19,941	17,213	21,762	17,826	220,089
SNF	5,922	6,805	5,772	6,382	6,920	6,067	5,863	9,250	12,929	5,926	6,984	6,049	84,869
EPSDT	10,489	14,159	9,834	11,023	12,101	16,710	10,448	14,219	8,255	12,298	11,979	10,972	142,487
Physician	223,633	309,381	219,904	246,956	236,336	260,615	278,034	348,091	248,501	252,641	299,050	227,748	3,150,890
Home Health	3,453	4,582	4,015	3,605	4,398	2,805	3,405	4,147	2,811	3,022	3,289	2,836	42,368
Home & Comm. Base	225	372	292	379	176	260	600	370	605	607	586	269	4,741
D.M.E.	0	0	18	21	50	4,074	3,307	6,079	5,437	5,908	5,754	5,172	35,820
Transportation	7,185	12,682	9,329	10,081	10,455	10,711	3,019	23,866	6,634	10,322	18,504	10,123	132,911
Drugs	287,938	293,303	225,772	226,429	327,552	319,210	304,370	344,599	296,501	273,892	309,668	280,782	3,490,036
Dental	8,699	11,793	7,715	8,591	8,704	25,423	19,221	12,693	8,422	9,381	13,473	8,603	142,718
Eyeglasses	1,509	1,288	1,054	1,314	1,231	1,328	911	1,184	979	1,079	1,016	1,010	13,903
ICF	6,943	8,378	6,558	6,787	6,918	6,457	6,294	8,875	13,346	6,341	8,648	6,426	91,971
ICF-MR	1,498	3,864	1,858	1,579	1,619	1,476	1,436	2,995	1,810	1,610	1,588	1,574	22,907
Family Planning	1,472	1,901	2,744	556	1,136	2,293	2,172	4,678	2,749	651	4,056	646	25,054
Clinic (Rural Health)	839	1,809	933	1,024	1,064	1,427	991	1,311	843	857	1,365	2,535	14,998
EPSDT-Dental	25,054	49,028	32,731	29,598	30,233	69,251	51,070	40,529	31,720	28,908	34,761	26,342	449,225
EPSDT-Eye	5,695	8,809	7,472	7,129	6,861	9,853	9,583	8,800	7,376	8,277	7,389	7,011	94,255
EPSDT-Hearing	6	52	26	30	40	54	42	65	25	46	41	14	441
Mental Health Clinic	8,469	12,185	7,838	7,159	6,818	11,463	9,698	10,212	8,179	6,416	8,652	10,140	107,229
TOTAL	703,124	879,110	647,067	680,316	779,342	860,510	815,640	989,345	773,416	733,095	875,177	716,120	9,452,262

EXPENDITURES

EXPENDITURES BY TYPE OF SERVICE

Total medical expenditures for Fiscal Year 1988 amounted to \$426,495,700. This was an increase of 14.62 percent over Fiscal Year 1987.

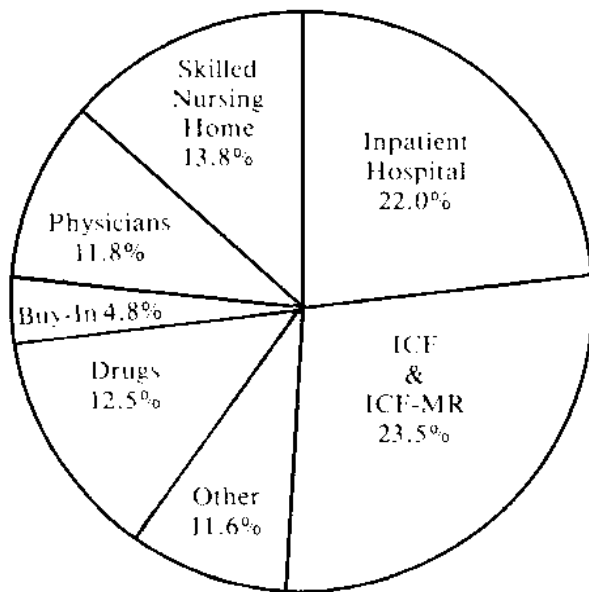
The medical services which accounted for the largest expenditures were Inpatient Hospital with \$92,309,910 and Nursing Home Care with \$152,655,120.

Chart 2 compares the percentage distribution of expenditures for the major medical services during Fiscal Year 1987 and Fiscal Year 1988.

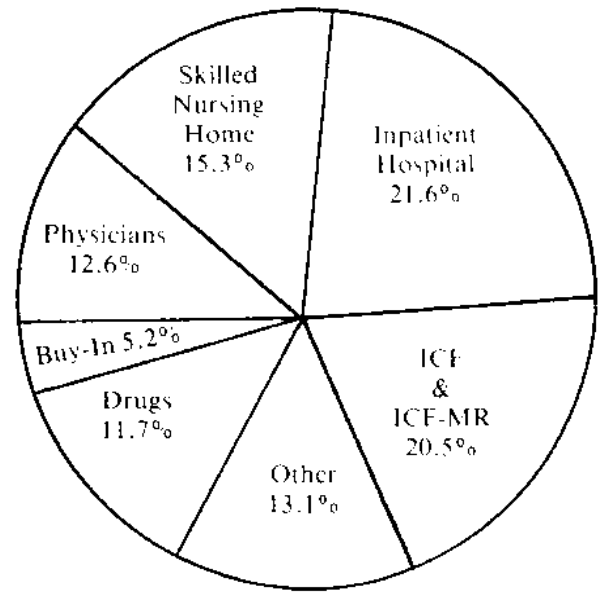
Table 7 shows the actual amount spent for medical services with the percent increase (or decrease), and Table 8 gives the average spent per recipient for each service.

PERCENTAGE DISTRIBUTION OF EXPENDITURES BY TYPE OF SERVICE
FOR FISCAL YEAR 1987 AND FISCAL YEAR 1988

CHART 2



Fiscal Year 1987



Fiscal Year 1988

TABLE 7
EXPENDITURES FOR MEDICAL SERVICES BY TYPE OF SERVICE
FOR FISCAL YEAR 1987 AND FISCAL YEAR 1988

Type of Service	Fiscal Year 1987 Expenditures	Fiscal Year 1988 Expenditures	Percent of Increase or (decrease)
Total	\$372,107,414	\$426,495,700	14.62
Inpatient Hospital	81,731,620	92,309,910	12.94
Outpatient Hospital	20,859,419	26,048,146	24.87
Laboratory + X-Ray	1,421,988	1,983,858	39.51
Skilled Nursing Facility	51,329,421	65,339,499	27.29
Physicians	43,980,102	53,886,527	22.73
EPSDT	3,105,115	3,311,313	6.64
Home Health	2,647,327	3,650,074	37.88
Emergency Ambulance	1,528,754	1,948,396	27.45
Prescribed Drugs	46,489,492	49,913,962	7.37
Dental Care	7,829,544	9,127,817	16.58
Eyeglasses	289,983	185,936	[35.88]
Intermediate Care Facility	59,955,779	57,191,732	[4.61]
Intermediate Care - Mentally Retarded	27,545,484	30,123,889	9.36
Family Planning	2,498,161	2,483,997	[0.57]
Buy-In, Part B Medicare	17,726,164	22,092,083	24.63
Clinic Services	3,079,897	4,584,000	48.84
Home and Community	89,164	544,325	510.48
Durable Medical Equipment	N/A	1,770,236	100.00

TABLE 8
EXPENDITURES FOR MEDICAL SERVICES BY TYPE OF SERVICE,
NUMBER OF RECIPIENTS FOR EACH SERVICE AND
AVERAGE SPENT PER RECIPIENT FOR FISCAL YEAR 1988

Type of Service	Total Expenditures	Number of Recipients	Average Spent per Recipient
Total	\$426,495,700	361,881	\$1,178.55
Inpatient Hospital	92,309,910	70,409	1,311.05
Outpatient Hospital	26,048,146	159,239	163.57
Laboratory + X-Ray	1,983,858	54,876	36.15
Skilled Nursing Facility	65,339,499	8,107	8,059.63
Physicians	53,886,527	310,590	173.49
EPSDT ¹	3,311,313	94,791	34.93
Home Health	3,650,074	3,798	961.05
Emergency Ambulance	1,948,396	14,145	137.74
Prescribed Drugs	49,913,962	284,940	175.17
Dental Care	9,127,817	95,372	95.71
Eyeglasses	185,936	19,314	9.63
Intermediate Care Facility	57,191,732	8,258	6,925.61
Intermediate Care - Mentally Retarded	30,123,889	1,630	18,480.91
Family Planning	2,483,997	31,646	78.49
Buy-In, Part B Medicare ²	22,092,083	94,799	233.04
Clinic Services ³	4,584,000	30,633	149.64
Home and Community	544,325	307	1,773.05
Durable Medical Equipment	1,770,236	7,513	235.62

¹ Only Persons under 21 years of age are eligible

² Average Number of monthly Buy-In recipients

³ Includes Rural Health Clinic Services
and Mental Health Clinic Services

EXPENDITURES BY PROGRAM CATEGORY OF ELIGIBILITY

About 35 percent of the total expenditures for medical services in Fiscal Year 1988 was spent for the Aged Category. While only 17 percent of eligibles were in the Aged Category, over \$118 million were paid for nursing home care and drugs, approximately \$14 million for Buy-In, Part B. Premiums, and \$8 million for physicians' services for the Medicaid elderly persons.

A comparison of the expenditures of each program category is presented graphically in Chart 3. In Table 9, these amounts are shown with the average cost per recipient. Table 10 lists the medical services expenditures which exceeded one million dollars in the year. EPSDT benefits are only provided for individuals under age 21; and Buy-In, Part B premiums are paid only for those eligible persons age 65 or over or who otherwise qualify for Medicare.

DIVISION OF MEDICAID
RECIPIENTS AND DOLLARS SPENT BY PROGRAM CATEGORY
FISCAL YEAR 1988

CHART 3

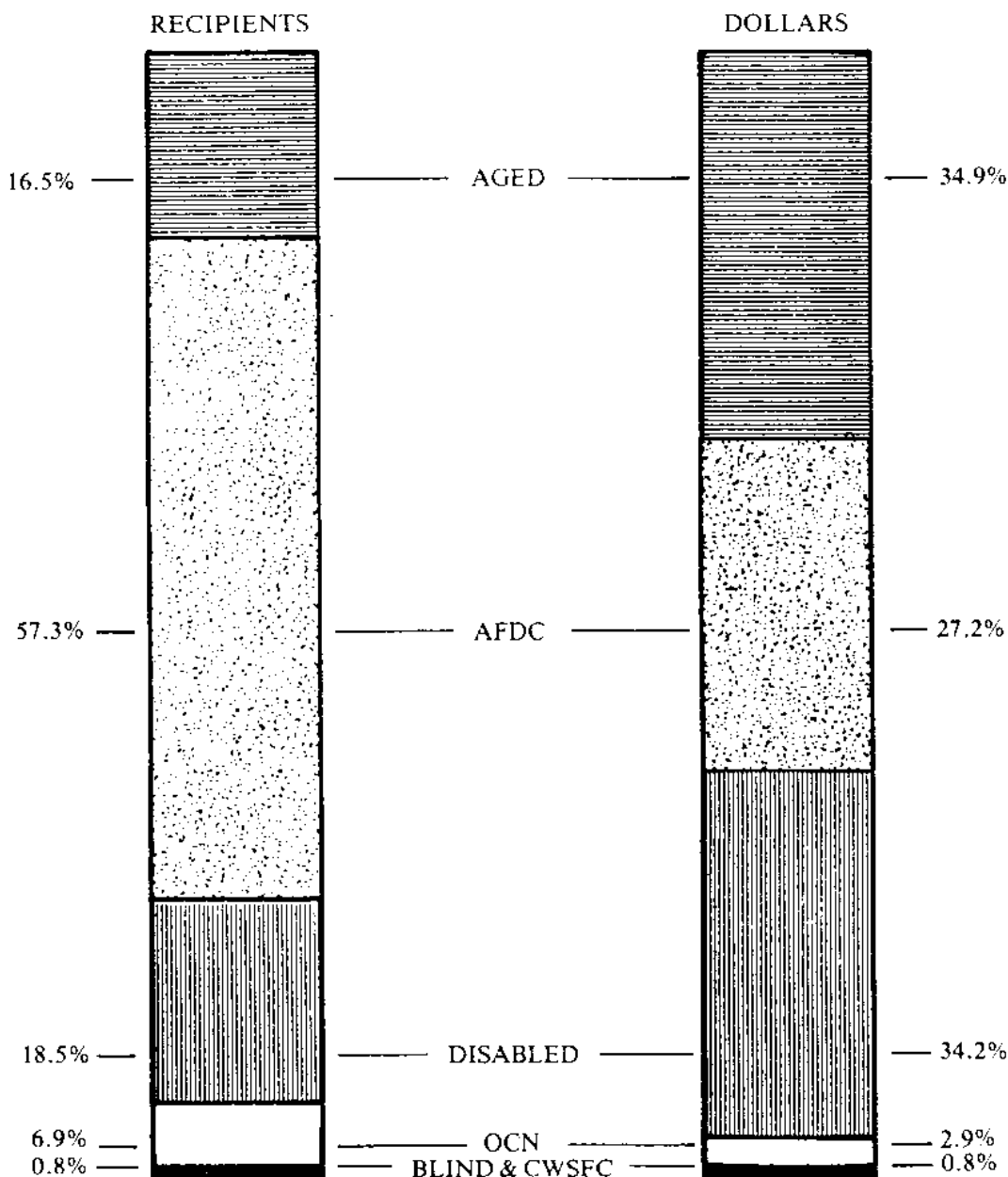


TABLE 9

TOTAL EXPENDITURES FOR MEDICAL SERVICES, TOTAL NUMBER OF RECIPIENTS, AVERAGE SPENT PER RECIPIENT, AND PERCENTAGE BY PROGRAM CATEGORY FOR FISCAL YEAR 1988

Program Category	Expenditures	Percent of Total	Total No. Recipients	Percent of Total	Average per Recipient
Total	\$426,495,700	100.0	361,881	100.0	\$1,178.55
Aged	\$148,846,999	34.9	59,731	16.5	\$2,491.96
Blind	2,985,470	0.7	1,709	0.5	1,746.91
Disabled	145,861,529	34.2	67,011	18.5	2,176.68
AFDC Children	51,605,980	12.1	139,523	38.6	369.87
AFDC Adults	64,400,851	15.1	67,707	18.7	951.17
CWS Foster Care	426,496	0.1	1,258	0.3	339.03
Optional Categorically Needy	12,368,375	2.9	24,942	6.9	495.89

TABLE 10

EXPENDITURES FOR MAJOR MEDICAL SERVICES BY PROGRAM CATEGORY FOR FISCAL YEAR 1988

Type of Service	Total	Aged	Blind	Disabled	AFDC Children	AFDC Adults	CWS Foster Care	Optional Categorically Needy
Inpatient Hospital	\$92,309,910	\$12,738,768	\$ 646,169	\$31,385,369	\$16,615,784	\$25,846,775	\$ 240,006	\$4,837,039
Outpatient Hospital	\$26,048,146	3,381,049	171,918	9,004,844	5,696,730	6,660,511	54,701	1,078,393
Skilled Nursing Care	\$65,339,499	51,866,494	411,639	13,054,832	-0-	6,534	-0-	-0-
Physicians	\$53,886,527	8,487,128	312,542	13,299,195	11,375,446	17,777,165	123,939	2,511,112
EPSDT	\$ 3,311,313	-0-	1,656	100,333	2,663,289	76,160	22,517	447,358
Prescribed Drugs	\$49,913,962	19,137,013	449,226	20,599,492	4,377,455	4,641,998	34,940	673,838
Dental Care	\$ 9,127,817	215,416	20,994	867,143	5,750,525	1,126,372	54,767	1,092,600
Intermediate Care	\$87,315,621	47,552,087	646,135	39,030,083	43,658	-0-	-0-	43,658
Buy-In Part B Medicare	\$22,092,083	14,194,164	209,875	7,681,417	2,209	4,418	-0-	-0-

PAYMENTS MADE TO PROVIDERS BY COUNTY

The total paid to providers of medical services in each county is shown in Table 11. The recipients served by the providers during Fiscal Year 1988 were not necessarily residents of that county, but the providers were.

TABLE 11
TOTAL PAYMENTS TO PROVIDERS BY COUNTY FOR FISCAL YEAR 1988

County	Total Payments	County	Total Payments
Adams	\$6,766,491.57	Leflore	\$10,883,709.41
Alcorn	4,727,489.61	Lincoln	6,282,832.95
Amite	1,074,434.41	Lowndes	6,111,986.12
Attala	2,130,470.92	Madison	5,974,400.12
Benton	188,197.28	Marion	3,563,874.20
Bolivar	11,425,987.60	Marshall	2,650,742.29
Calhoun	1,906,342.84	Monroe	4,819,281.85
Carroll	169,943.26	Montgomery	2,590,994.11
Chickasaw	2,304,321.94	Neshoba	2,371,600.13
Choctaw	1,730,532.72	Newton	3,225,294.84
Claiborne	1,275,352.08	Noxubee	1,665,397.21
Clarke	1,964,870.62	Oktibbeha	7,087,524.45
Clay	3,129,305.61	Panola	4,989,329.39
Coahoma	13,171,384.11	Pearl River	4,765,726.42
Copiah	2,548,392.43	Perry	617,300.99
Covington	2,144,031.30	Pike	7,482,040.51
DeSoto	1,621,504.42	Pontotoc	1,908,283.62
Forrest	17,365,553.88	Prentiss	2,162,147.05
Franklin	1,114,421.49	Quitman	3,184,002.73
George	1,397,006.08	Rankin	13,641,068.81
Greene	1,077,730.41	Scott	2,417,068.11
Grenada	5,390,287.78	Sharkey	1,686,055.28
Hancock	1,959,128.80	Simpson	6,812,821.71
Harrison	20,378,967.35	Smith	1,813,994.95
Hinds	58,829,515.18	Stone	1,506,713.45
Holmes	3,173,523.90	Sunflower	5,197,725.75
Humphreys	2,124,946.47	Tallahatchie	1,789,397.31
Issaquena	000.00	Tate	2,724,915.70
Itawamba	1,768,526.73	Tippah	3,108,523.35
Jackson	7,960,772.94	Tishomingo	2,139,554.05
Jasper	1,471,925.82	Tunica	877,930.59
Jefferson	1,113,927.30	Union	3,689,952.90
Jefferson Davis	1,349,616.16	Walthall	2,505,792.53
Jones	17,550,442.86	Warren	7,017,501.51
Kemper	855,358.13	Washington	12,021,568.57
Lafayette	9,186,650.47	Wayne	2,811,150.16
Lamar	1,790,903.77	Webster	1,706,768.97
Lauderdale	12,253,060.94	Wilkinson	1,556,305.05
Lawrence	1,573,134.42	Winston	2,668,626.25
Leake	2,660,177.48	Yalobusha	893,693.49
Lee	9,196,712.96	Yazoo	3,429,872.96

PAYMENTS FOR RECIPIENTS BY COUNTY OF RESIDENCE

TABLE 12

AMOUNT OF EXPENDITURES FOR RECIPIENTS BY COUNTY OF RESIDENCE FOR FISCAL YEAR 1988

County	Total Payments	County	Total Payments
Adams	\$6,543,088.52	Leflore	\$10,255,780.63
Alcorn	5,262,700.42	Lincoln	7,008,577.26
Amite	1,321,900.97	Lowndes	5,960,865.19
Attala	3,024,295.55	Madison	7,558,604.66
Benton	942,200.79	Marion	5,189,148.01
Bolivar	12,238,328.74	Marshall	4,673,768.52
Calhoun	2,779,347.55	Monroe	5,381,152.87
Carroll	1,093,737.17	Montgomery	2,959,022.40
Chickasaw	2,889,951.71	Neshoba	4,420,318.42
Choctaw	1,521,982.10	Newton	3,241,599.52
Claiborne	1,823,570.33	Noxubee	2,410,575.05
Clarke	2,638,328.65	Oktibbeha	6,557,312.45
Clay	3,589,850.46	Panola	6,023,207.37
Coahoma	11,357,408.56	Pearl River	5,480,137.88
Copiah	3,773,546.41	Perry	1,113,092.92
Covington	3,043,028.46	Pike	6,016,756.65
DeSoto	3,460,210.56	Pontotoc	2,696,271.41
Forrest	11,809,937.99	Prentiss	2,879,750.64
Franklin	1,603,859.71	Quitman	4,032,046.06
George	1,624,479.76	Rankin	14,532,773.34
Greene	1,921,019.09	Scott	3,243,908.97
Grenada	5,020,243.46	Sharkey	2,178,904.79
Hancock	2,829,849.43	Simpson	7,173,432.53
Harrison	19,606,699.94	Smith	2,734,119.29
Hinds	28,752,854.92	Stone	1,936,273.48
Holmes	5,415,388.79	Sunflower	6,554,284.71
Humphreys	3,106,463.58	Tallahatchie	3,635,382.88
Issaquena	232,180.87	Tate	3,085,193.25
Itawamba	2,352,881.30	Tippah	3,570,111.55
Jackson	8,717,705.13	Tishomingo	2,658,223.49
Jasper	2,589,694.63	Tunica	2,032,934.64
Jefferson	1,886,616.30	Union	2,784,181.66
Jefferson Davis	2,537,766.53	Walthall	3,188,881.65
Jones	17,598,867.53	Warren	6,782,654.35
Kemper	1,448,115.14	Washington	12,036,416.29
Lafayette	7,524,132.45	Wayne	3,196,096.18
Lamar	3,241,632.82	Webster	1,903,543.27
Lauderdale	10,549,403.02	Wilkinson	2,531,211.64
Lawrence	1,943,444.72	Winston	3,638,225.28
Leake	3,487,984.65	Yalobusha	1,889,483.84
Lee	6,190,347.31	Yazoo	5,314,119.05

TABLE 13
AMOUNT PAID TO STATE HEALTH AGENCIES AND
INSTITUTIONS BY SOURCE OF FUNDS FOR FISCAL YEAR 1988

Name of Agency or Institution	Total Amount of Payment	From Federal Funds	From State Funds
Total.....	\$59,092,761	\$47,067,383	\$12,025,378
Boswell Retardation Center (Sanitorium)	\$1,628,662	\$1,297,229	\$ 331,433
East Miss. State Nursing Home (NHs)(Meridian).....	1,947,659	1,551,310	396,349
Ellisville State School (NHs)(Ellisville)	10,238,098	8,154,645	2,083,453
Kuhn Memorial Hospital (Vicksburg)	129,723	103,324	26,399
Matty Hersee Hospital (Meridian)	1,011,822	805,916	205,906
South Miss. State Hospital (Laurel)	559,964	446,011	113,953
Mississippi Children's Rehabilitation Center (Jackson)..	673,427	536,385	137,042
North Miss. Retardation Ctr. (NHs)(Oxford).....	5,221,953	4,159,286	1,062,667
State Board of Health (Jackson).....	5,844,758	4,655,350	1,189,408
University Medical Ctr. (Jackson)	18,278,840	14,559,096	3,719,744
South Miss. Retardation Ctr. (NHs) (Long Beach)....	2,475,048	1,971,376	503,672
Hudspeth Retardation Ctr. (NHs) (Whitfield)	5,795,600	4,616,195	1,179,405
Miss. State Hospital (NHs) (Whitfield)	3,653,282	2,909,839	743,443
Miss. State Hospital (Whitfield)	396,325	315,673	80,652
Miss. Department of Public Welfare	1,237,600	985,748	251,852

SERVICES

PHYSICIANS' SERVICES

During Fiscal Year 1988, a total of 4,653 physicians participated in the Medicaid Program. Medical services rendered or ordered by all participating physicians for Medicaid recipients included:

522,673	Laboratory procedures
65,398	Injections
190,625	Radiology procedures
74,745	Surgical procedures

TABLE 14
TOTAL NUMBER OF RECIPIENTS, NUMBER USING PHYSICIAN SERVICES
BY PROGRAM CATEGORY FOR FISCAL 1988

	Total Number of Recipients	Recipients Using Service	Percent of Total
Total	361,881	310,590	85.8
Aged	59,731	53,043	14.6
Blind	1,709	1,516	0.4
Disabled	67,011	59,003	16.3
AFDC Children	139,523	114,623	31.7
AFDC Adults.....	67,707	61,459	17.0
CWS Foster Care	1,258	1,005	0.3
Optional Categorically Needy	24,942	19,941	5.5

During Fiscal Year 1988, \$53,886,527 was expended for Physicians' Services. Distribution by program categories shows the Aged with 15.7 percent of the total expenditures. The children in the Aid to Families with Dependent Children who received physicians' care accounted for 21.1 percent of the total money paid.

Table 15 shows distribution of the total expenditures.

TABLE 15
AMOUNT OF EXPENDITURES WITH PERCENTAGE DISTRIBUTION
FOR PHYSICIANS' SERVICES BY PROGRAM CATEGORY
FOR FISCAL YEAR 1988

Program Category	Expenditures	Percent
Total.....	\$53,886,527	100.0
Aged	8,460,185	15.7
Blind	323,319	0.6
Disabled	13,309,972	24.7
AFDC Children	11,370,057	21.1
AFDC Adults	17,782,554	33.0
CWS Foster Care.....	107,773	0.2
Optional Categorically Needy	2,532,667	4.7

TABLE 16
AMOUNT OF EXPENDITURES WITH PERCENTAGE DISTRIBUTION
FOR PHYSICIANS' SERVICES BY AGE GROUPS
FOR FISCAL YEAR 1988

Age in Years	Expenditures	Percent
Total.....	\$53,886,527	100.0
Under 6	7,166,908	13.3
6-20	11,639,490	21.6
21-64	23,494,526	43.6
Over 64	11,585,603	21.5

There were 814,047 physicians' visits during Fiscal Year 88. The average number of visits per recipient by program category ranged from a low of 2.3 to a high of 4.4. In Table 17, the average number and the total number of visits for each program category are given. In Table 18, physician visits are shown by the place of the visit.

TABLE 17
NUMBER OF PHYSICIANS' VISITS, AVERAGE NUMBER OF VISITS PER RECIPIENT
BY PROGRAM CATEGORY FOR FISCAL YEAR 1988

Program Category	Number of Physicians' Visits	Number of Recipients	Average Visits Per Recipient
Blind	4,826	1,516	3.2
Disabled	215,764	59,003	3.7
AFDC Children	273,563	114,623	2.4
AFDC Adults	272,384	61,459	4.4
CWS Foster Care	2,280	1,005	2.3
Optional Categorically Needy	45,230	19,941	2.3

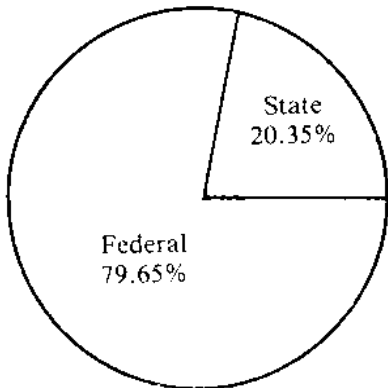
† Aged Category omitted since only Medicare coinsurance and deductibles are paid on the majority of visits made by persons in the Aged Category.

TABLE 18
NUMBER OF PHYSICIANS' VISITS BY PLACE OF VISIT
FOR FISCAL YEAR 1988

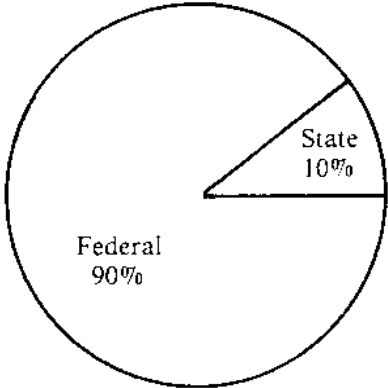
Place of Visit	Number of Visits	Percent
Total	928,989	100.00
Physician's office	666,347	71.73
Hospital	124,039	13.35
Nursing Home	6,694	.72
Emergency Room	114,208	12.29
Recipient's Home	323	.04
Consultations	17,378	1.87

SOURCE OF FUNDS BY TYPE OF EXPENSE AND PERCENTAGE DISTRIBUTION OF STATE AND FEDERAL FUNDS

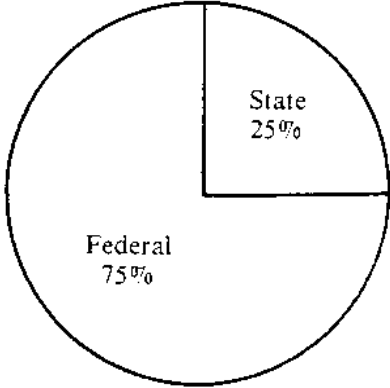
CHART 1



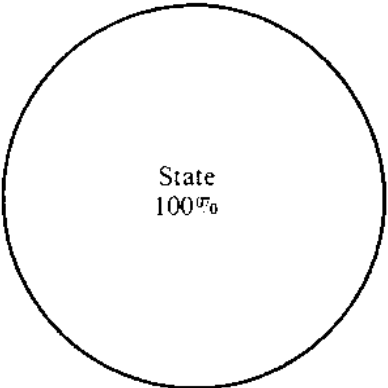
Health Care Services



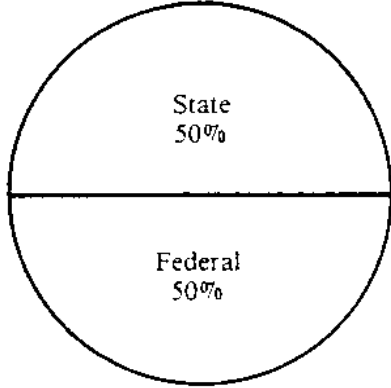
Family Planning



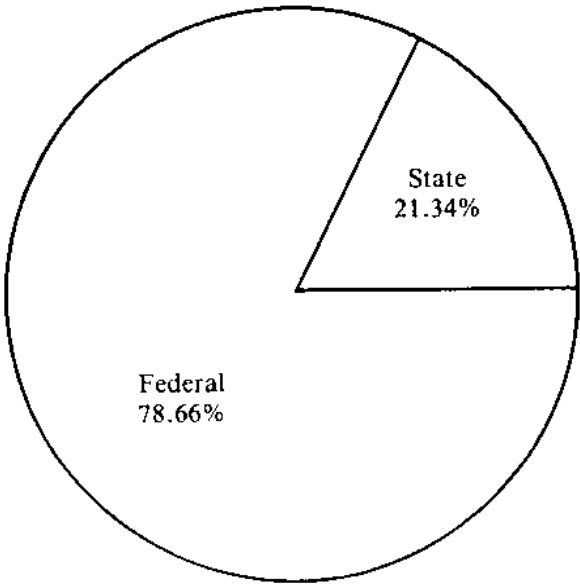
Professional Staff and Related Administrative Costs



Buy-In Premium for Non-Money Payment Eligibles



Other Administration



Total Expenditures of Medicaid Program

PRESCRIBED DRUGS

Drug recipients numbered 284,940. The average number of prescriptions per recipient was 11.9 per year.

Table 19 shows the number of prescriptions and the average number of prescriptions per Medicaid drug recipient by program category in Fiscal Year 1988.

TABLE 19
NUMBER OF PRESCRIPTIONS, NUMBER OF RECIPIENTS, AND
AVERAGE NUMBER PRESCRIPTIONS PER RECIPIENT
BY PROGRAM CATEGORY FOR FISCAL YEAR 1988

Program Category	Number of Prescriptions	Percent of Total	Number of Recipients	Percent of Total	Average Rx Per Recipient
Total.....	3,386,717	100.00	284,940	100.00	11.9
Aged.....	1,242,020	36.67	54,629	19.17	22.7
Blind.....	28,433	.84	1,539	.54	18.5
Disabled.....	1,223,460	36.13	60,346	21.18	20.3
AFDC Children...	438,734	12.96	97,457	34.20	4.5
AFDC Adults....	384,188	11.34	54,002	18.95	7.1
CWS Foster Care..	3,354	.10	814	.29	4.1
Optional					
Categorically					
Needy.....	66,528	1.96	16,153	5.67	4.1

NURSING HOME SERVICES

Medicaid nursing home patients are classified as needing skilled care, intermediate care or special care for the mentally retarded. Nursing homes are certified to render one or more of the above levels of care and are designated as Skilled Nursing Homes, Dual Nursing Homes, Intermediate Nursing Homes and Intermediate Nursing Homes for the Mentally Retarded. A Dual Nursing Home cares for both skilled and intermediate patients and complies with Federal Regulations governing both levels of care.

Medicaid Income (which is applied to the nursing home cost) consists of all of patient's income above a minimum of \$44.00 a month. The Medicaid payment is reduced by the amount of Medicaid Income.

During Fiscal Year 1988, nursing homes rendered 1,960,524 days of skilled nursing care to 8,107 Medicaid patients. The total Medicaid cost of care was \$65,339,499 which averages out to \$33.33 per day for patients in Skilled and/or Dual homes.

Nursing homes rendered 2,221,682 days of intermediate nursing care to 8,258 Medicaid patients. The total Medicaid cost of the care was \$57,191,732 which averages out to \$25.74 per day for patients in intermediate care nursing homes.

Intermediate Nursing homes for the mentally retarded rendered 543,864 days of care to 1,630 Medicaid patients. The total cost of this care was \$30,123,889 which averages out to \$55.39 per day for patients in intermediate care nursing homes for the mentally retarded.

Overall the Nursing Home program provided 4,726,070 days of care to 17,995 Medicaid patients at a cost of \$152,655,120 to the Medicaid program.

TABLE 20
NUMBER OF RECIPIENTS AND NUMBER OF DAYS OF CARE FOR NURSING HOME FACILITIES BY PROGRAM CATEGORY FOR FISCAL YEAR 1988

Program Category	Skilled Nursing Homes		Intermediate Care Facilities		Intermediate Care Facilities-MR	
	Recipients	Days of Care	Recipients	Days of Care	Recipients	Days of Care
Total	8,107	1,960,524	8,258	2,221,682	1,630	543,864
Aged	6,774	1,610,652	7,031	1,892,924	12	3,497
Blind	38	9,628	34	9,569	17	5,623
Disabled	1,293	340,073	1,186	318,954	1,593	533,104
AFDC Children	1	26	4	133	4	809
AFDC Adults	1	145	1	14	0	0
CWS Foster Care	0	0	0	0	0	0
Optional						
Categorically						
Needy	0	0	2	88	4	831

INPATIENT HOSPITAL SERVICES

During Fiscal Year 1988, there were 59,234 hospital discharges with 223,971 days of inpatient hospital care covered by Medicaid. The average length of stay was 3.8 days, an increase of 1.5 from the previous year. For the relatively small number of persons covered in the Aged Category who do not qualify for Part A of Medicare, Medicaid pays for their hospital services. Elderly recipients had the longest average length of stay for each period of hospitalization. Table 21 shows the number of recipients of Inpatient Hospital Service benefits with the number of discharges and days of care during Fiscal Year 1988. Those persons who have hospital coverage under Part A of Medicare are not included in the table. Medicaid paid their hospital deductible and coinsurance charges.

A total of 114 hospitals participated in the Medicaid program.

TABLE 21

**NUMBER OF RECIPIENTS, NUMBER OF DISCHARGES, TOTAL DAYS OF
HOSPITAL CARE AND AVERAGE LENGTH OF STAY FOR MEDICAID RECIPIENTS
BY PROGRAM CATEGORY FOR FISCAL YEAR 1988**

Program Category	Number of Recipients*	Number of Discharges	Days of Care	Avg. Hospital Length of Stay
Total.....	42,260	59,234	223,971	3.8
Aged.....	368	516	4,120	8.0
Blind.....	208	337	1,508	4.5
Disabled.....	9,471	15,923	75,900	4.8
AFDC Children.....	10,407	13,504	49,204	3.6
AFDC Adults.....	18,830	25,010	78,403	3.1
CWS Foster Care.....	143	189	712	3.8
Optional Categorically Needy.....	2,833	3,755	14,124	3.8

*Not included are Medicaid recipients covered under Part A of Medicare.

OUTPATIENT HOSPITAL SERVICES

A total of 288,878 outpatient hospital visits were provided to 159,239 recipients during Fiscal Year 1988, with an average of 1.8 visits per out-patient recipient.

DENTAL SERVICES

Limited dental care was provided to 95,372 persons during Fiscal Year 1988 with expenditures amounting to \$9,127,817. A total of 487,544 procedures were provided. These expenditures and procedures include both screening and regular dental services.

An average of 596 dentists participated in the program during the fiscal year.

FAMILY PLANNING SERVICES

Expenditures for Family Planning Services amounted to \$2,483,997 in Fiscal Year 1988 with the Federal government paying 90 percent and Mississippi paying 10 percent of the total. Payments were made to private physicians, pharmacies, and family planning clinics located throughout the state. A total of 31,646 different persons received Family Planning Services during the year.

EARLY AND PERIODIC SCREENING, DIAGNOSIS AND TREATMENT SERVICES

The Early and Periodic Screening, Diagnosis and Treatment Services (EPSDT) furnishes a unique opportunity for providing health care to the Medicaid eligible children of Mississippi. This program requires the screening of children under 21 years of age for physical, mental and developmental defects and provides for the necessary health care to correct or ameliorate those defects. Treatment for visual, hearing, and dental problems is also provided. Thus, EPSDT introduces eligible children into the health care system and makes services available before health problems become chronic and expensive to treat.

Good health is an important factor in the development of a productive adult who is independent of public assistance. Poverty and untreated health defects often lead to dependency and the perpetuation of the welfare cycle, which makes the importance of the EPSDT program significant.

During Fiscal Year 1988, 94,791 children and youth under age 21 received a complete physical assessment through the EPSDT screening program. Treatments received as a result of problems found during the screening process are as follows:

TABLE 22

NUMBER OF CHILDREN RECEIVING TREATMENT BY CATEGORY OF SERVICE

Category	Number of Children
Dental	30,465
Vision	10,613
Hearing evaluation	489
Hearing aids	207
Medical	25,123

APPENDIX

Section 43-13-127 of the Mississippi Code of 1972 requires a listing of hospitals and nursing homes to whom payments in excess of \$25,000 were made, and all other providers to whom payments in excess of \$10,000 were made. The following is a list of the providers receiving in excess of the specified amounts for Fiscal Year 1988. The amount paid to providers includes all costs (employee salaries, rent, utilities, bookkeeping, supplies, equipment, etc.) involved in providing services, and does not represent a net amount or take-home pay to a provider.

ADAMS

Jefferson Davis Memorial Hospital	\$2,249,336.47
Glenburney Nursing Home	1,037,626.31
Adams County Nursing Home	1,015,403.18
Trace Haven of Natchez	401,857.39
Humana Hospital-Natchez	191,157.68
Sherman Bernadette MD.	143,845.40
Eckerd Drugs #2196.	99,733.20
K & B Drugs #281.	90,250.58
Southwest Mississippi Anes-Feldman	89,489.09
Jacqueline Davis, M.D.	82,876.12
Wilson Holder Drug Company	81,257.52
E. J. Felchas, M.D.	76,650.79
Medical Arts Pharmacy	73,257.36
Todd Clinical Pharmacy	68,765.69
Walter T. Colbert, M.D.	67,583.42
Wal-Mart #4874.	65,740.51
David Alan Timm, M.D.	64,539.48
Craig Bradford, D.M.D.	60,331.75
Haney's Drug Store	44,262.95
J. R. Todd, Jr., M.D.	44,094.27
Benny A. Wright, D.D.S.	43,651.50
Natchez Pharmacy Group	34,563.81
Morgantown Pharmacy	32,741.15
Paul A. Doherty, O.D.	31,469.40
Gilbert Drug Store	29,175.71
Kidney Care, Inc. Natchez.	24,839.49
Geisenberger Brothers Drugs	24,610.45
Clifford R. Tillman, M.D.	24,568.34
Lee George Campbell, D.D.S.	21,611.35
Radiology Associates	20,602.04
Charles B. Gross, D.D.S.	19,382.35
Shawn Paul Doherty, O.D.	16,928.82
Donald E. Killelea, M.D.	16,508.07
Keith P. Smith, M.D.	16,107.39
Charles D. Borum, M.D.	15,984.99
David Allen Ball, M.D.	15,427.11
Natchez Pathology Laboratory	15,252.71
D. L. McAthey, M.D.	14,332.33
Donald F. Barraza, M.D.	12,979.41
Lessley's Pharmacy, Inc.	12,013.62
Treasure Drug #889.	11,500.03

ALCORN

Magnolia Hospital	\$1,201,726.01
Heritage Manor of Corinth	881,619.06

Care Inn, Alcorn County.	875,309.02
Whitfield Nursing Home	381,509.08
Medical Plaza Pharmacy	294,126.11
James Bennet Apothecary	132,209.07
Region 4 MHC-Timber Hills.	100,995.30
Gunn Drug Company	72,796.13
Kitchens Drug Company	58,246.84
Medi-Save Pharmacy	55,023.91
Fred's Pharmacy	47,240.82
Smith Drug Company	46,484.28
Lee C. Spencer, D.D.S.	44,624.90
Super D Drugs #17	35,709.14
Kroger Food Drugs.	30,663.40
Shelby C. Reid, M.D.	28,587.39
Mississippi Tennessee Radiology	28,025.08
John Prather, M.D.	24,566.21
James M. Davison, D.O.	22,893.31
Bernard L. Shipp, M.D.	19,554.97
Robert C. Lee, M.D.	18,751.73
John Max Dowbak, M.D.	18,432.44
Mary J. Ward, M.D.	17,403.17
Dennis E. Ward, M.D.	15,232.52
B. & R. Robertson	14,862.53
Ray N. Gregory, M.D.	14,266.37
Donald W. Frame, M.D.	14,135.95
M. J. Ende, M.D.	14,087.33
Superior Home Health Care	13,337.22
Home Care Medical Equipment	13,080.66
Robert E. Mathis, D.D.S.	12,631.85
William M. Ross, M.D.	11,668.97
Angela Rodriguez, M.D.	11,468.36

AMITE

Liberty Drug Store	\$73,594.85
J. & J. Discount Drugs	54,528.04
P. & S. Pharmacy, Inc.	25,163.15
James S. Poole, M.D.	19,072.20
Amite County - Droffner.	15,804.58
Gloster Dental Service Mobley	11,971.35

ATTALA

Attala County Nursing Center	\$882,787.69
Montford Jones Memorial Hospital.	470,267.68
Sullivan's Discount Drugs	130,184.88
Attala Discount Drugs	95,800.08

Boyd's Drug Store, Inc.....	80,159.99
Pickle's Drug Store.....	72,135.13
City Drug Store.....	61,357.81
Revco Discount Drugs #2603.....	42,808.19
Family Medicine Clinic.....	26,387.09
John Moody Burge, Jr., D.D.S.....	24,590.35
Richard C. Carter, M.D.....	23,727.70
Edward E. Bryant, M.D.....	21,841.32
Tri-County Home Health Care of Mississippi.....	19,399.44
Timothy J. Alford, M.D.....	19,349.35
Jackey D. Turner, M.D.....	17,384.08
D. S. Hartness, M.D.....	15,475.53
Larry Routt, O.D.....	15,378.65
James D. Neaves, D.D.S.....	14,409.75
Willie Goss Ambulance Service.....	11,301.59
Donald G. Weaver, D.M.D.....	10,971.75
Robert N. Gilliland, M.D.....	10,699.83

BENTON

Ashland Discount.....	\$118,077.82
Benton Medical Center Rogers.....	36,733.63
James A. King, D.D.S.....	12,230.75
Benton Medical Center Randolph.....	10,018.20

BOLIVAR

Bolivar County Hospital.....	\$2,932,278.39
Cleveland Health Care Center.....	1,371,053.56
Zion Grove Nursing Center.....	1,318,384.60
Heritage Manor of Cleveland.....	784,328.97
Oak Grove Retirement Home.....	608,587.31
Haire Drug Center.....	513,218.73
Shelby Drug Company.....	337,289.29
Shelby Community Hospital.....	315,222.96
R. T. Hollingsworth, M.D.....	288,914.99
Paul Warrington, M.D.....	252,295.62
Buckley's Pharmacy.....	235,825.03
Donald J. Blackwood, M.D.....	205,815.78
Paul Discount Drugs.....	199,669.49
Robert C. Tibbs, II, M.D.....	195,291.55
Lewis Drug Store.....	167,662.68
Merton C. Toler, M.D.....	158,503.91
Children's Acceleration Program.....	136,660.00
Medical Arts Pharmacy.....	129,346.50
Hugh C. Smith, D.D.S.....	129,307.55
Mississippi Reg. Home Health Care.....	80,974.40
Delta Drug Store.....	76,605.00
Eugene E. Tibbs, M.D.....	73,360.35
William B. Profflet, M.D.....	73,237.86
Delta Community Health Center - Pharmacy.....	70,321.35
James G. Adams, M.D.....	60,481.57
Gene L. Coopwood, D.D.S.....	56,797.81
Frank E. Reese, O.D.....	52,620.67
Joel Gibson, D.M.D.....	41,815.40
Revco Discount Drugs #2667.....	41,351.77

Williams Emergency Ambulance Service.....	39,449.86
Nathaniel Brown, M.D.....	38,181.82
Cleveland Clinic - Wright.....	37,166.60
J. G. Peeler, Jr., M.D.....	36,741.92
Delta Community Home Health Agency.....	31,023.09
David L. Walt, M.D.....	28,611.65
Delta Health Center.....	24,526.05
John T. Milam, M.D.....	24,150.59
Haire Drug Center.....	21,062.64
L. S. Davidson, Jr., M.D.....	20,734.30
Kroger Food & Drug.....	19,658.38
Nancy P. Mosley, C.N.M.....	18,692.60
Patrick B. Sheehan, M.D.....	16,688.75
Arthur W. Lindsey, Jr., M.D.....	14,116.91
Samuel D. Austin, M.D.....	12,908.69
Economy Drugs, Inc.....	12,787.81
Warren Inge, D. D. S.....	11,893.55
Barry S. Sullivan, M.D.....	11,680.60

CALHOUN

Calhoun County Nursing Home.....	\$966,020.61
Hillcrest Hospital.....	266,286.32
Community Hospital of Calhoun, Inc.....	93,465.69
Chandler Drug Company.....	88,974.11
Southern Discount Drugs.....	70,861.88
Peoples Drug Store.....	58,637.39
Logan's Discount Drugs.....	49,317.79
City Discount Drugs.....	41,090.43
Crocker's Pharmacy.....	39,685.67
G. & S. Pharmacy.....	36,313.24
Stepp Saver Pharmacy, Inc.....	34,704.03
Guy, Farmer, M.D.....	24,608.21
T. David Griffin, D.O.....	24,419.41
Thomas P. Waits, D.D.S.....	13,800.05
Willie L. Wells, M.D.....	13,403.61
George A. Riley, M.D.....	11,612.53
Orby L. Hamblin, M.D.....	10,260.23

CARROLL

Anderson's Pharmacy.....	\$76,677.63
Vaiden Drugs.....	57,577.90
Millard S. Costilow, M.D.....	35,137.67

CHICKASAW

Floy Dyer Manor.....	\$555,740.54
Shearer-Richardson N.H.....	476,085.39
Houston Community Hospital.....	465,644.72
Pearson's Discount Drugs.....	118,021.73
Okolona Drug Company.....	96,080.03
Griffin's Discount Pharmacy.....	83,850.62
Okolona Community Hospital.....	77,567.84
Estes Walgreen Drugs.....	61,000.90
Foodway Family Pharmacy.....	38,891.64
Stewart-Harris, Inc.....	37,413.41

Victor Horn, M.D.	29,025.56
Houlka Pharmacy	28,514.47
Edward K. Gore, M.D.	25,760.56
Albin H. Steiner, M.D.	23,988.69
House's Pharmacy	19,102.32
Donald K. Smith, D.O.	18,261.81
Katherine McCullough, O.D.	17,030.02
Josh Shoemaker, M.D.	16,846.91
Houston Community Hospital	15,918.42
Charles Secreste, M.D.	15,314.43
Jerry Chris Oswalt, D.M.D.	13,363.75
Charles L. Simpson, M.D.	13,288.61
William D. Simpson, D.M.D.	11,512.10
John D. Dyer, M.D.	10,935.06

CHOCTAW

Choctaw County Nursing Home	\$590,851.47
Choctaw County Hospital	338,318.76
Moore Drug Company	87,543.53
Rester Pharmacy	70,406.23
John Shields, M.D.	57,438.04
Crowder Drug Store	54,233.84
Hodges Pharmacy	44,810.03
Prentiss M. Parsons, M.D.	26,540.32
Edward Pennington, M.D.	24,246.26
William B. O'Kelly, M.D.	18,474.18
George Bounds, M.D.	10,477.30

CLAIBORNE

Claiborne County Hospital	\$470,423.65
Savrite Drugs PT Gibson	217,454.30
McDaniel Pharmacy	127,272.52
David M. Headley, M.D.	98,849.00
Roy M. Barnes, M.D.	93,451.87
61 Pharmacy	47,350.57
E.G. Ellis, Jr., D.D.S.	18,973.50
Gloria J. Butler, M.D.	10,817.96

CLARKE

Archusa Convalescent Center	\$1,098,567.08
H. C. Watkins Memorial Hospital	339,221.69
Quitman Drugs	112,952.00
Hammack Drug Company	90,678.05
Crumbley Drug Store	51,247.37
Wheat Drug Company	47,961.59
Everitt Discount Drugs	41,220.64
Donald G. Traxler, D.M.D. P.A.	25,035.40
Walter D. Gunn, M.D.	21,079.85
Allen Samuel Marcus, M.D.	19,876.48
Stonewall Discount	17,886.22
Wayne O. Byrd, M.D.	15,681.68
Shubuta Drug Store	15,498.38
James C. Graham, M.D.	13,145.00
Michael R. O'Neal, M.D.	11,435.10
Ivan Zamora, M.D.	11,271.26

CLAY

Hillhaven Convalescent Center	\$1,084,857.94
Clay County Medical Center	1,084,838.07
Rose Drug Company Inc.	220,369.38
Medical Center Pharmacy	122,404.53
Robert T. Lott, M.D., L.T.D.	77,564.71
Ken's Discount Pharmacy	62,531.04
Champa Nagappa, M.D.	51,256.42
Harco Super Drug	49,064.12
James L. Holzauer, M.D.	48,526.21
Ronald D. Powell, P.A.	40,585.66
H.D. Posey, D.D.S.	34,300.11
Edmund A. Miller, Jr., M.D.	33,213.42
Plaza Drug Company	31,319.04
Raj Subnani, M.D.	30,059.70
William M. Billington, D.O.	24,167.73
Joseph D. Yates, D.D.S.	20,097.45
Melissa H. Dockery, M.D.	16,483.79
Felix Thompson Henley, M.D.	15,642.53
H.H. Sears, O.D.	14,717.28
McCullum Drug Store	13,353.11
John G. Gassaway, M.D.	13,341.40
Thomas N. Braddock, Jr., M.D.	10,510.41

COAHOMA

N.W. Mississippi Regional Medical Ctr.	\$4,690,147.36
Delta Manor	2,302,060.10
River Oaks Convalescent Center	1,110,350.60
Haire Drug Center	502,252.55
Greenbough N.H.	491,326.67
Region 1 MHC-Comprehensive	320,038.80
James E. Warrington, M.D.	238,232.44
Medical Center Pharmacy	212,180.91
Charles M. Cesare, M.D.	190,334.73
Haggard Drug Store, Inc.	181,072.30
R. Ted Roberts, D.D.S.	166,826.80
Henry A. McCrory, M.D.	160,010.97
Bouldin Marley, Jr., M.D.	152,978.22
Henderson Rexall Drugs	141,763.31
Economy Drugs	137,224.77
Jan L. Furniss, M.D.	126,754.58
Donald R. Ellis, M.D.	122,140.20
Frank T. Marascalco, M.D.	116,542.68
Freds Pharmacy	111,228.16
Kidney Care, Inc., R.D.U. Clarksdale	81,460.00
Malcolm D. Bailey, Jr., D.D.S.	81,262.00
W.F. Clark, M.D.	80,634.79
Williams Rexall Drug	79,746.38
Otha Williams, M.D.	77,117.41
Peggy J. Wells, M.D.	75,653.65
Julius L. Levy, M.D.	74,208.07
James E. Warrington, D.O.	66,641.26
Carole Mangrem, M.D.	66,037.02
Super D. Drugs #20	58,545.22
Alvin M. Labens, O.D.	57,764.08

Mohamed W. El Nacheff, M.D.	51,679.63
William F. Wilson, D.M.D.	50,570.10
Hill Purvis, M.D.	50,027.17
William S. Pollard, M.D.	48,636.90
William B. Bobo, M.D.	45,413.08
N.W. MS. Orthopedic Clinic P.A.	42,051.23
Westgate Drugs, Inc.	39,990.31
Robert E. Long, D.D.S.	37,876.88
Tom S. Cooper, M.D.	35,080.05
Van R. Burnham, Jr., M.D.	33,972.66
Jonathan Harris, M.D.	32,231.24
W.B. Johnson, Jr., M.D.	28,380.06
Rodney W. Baine, M.D.	26,877.93
Joseph K. Minder, M.D.	24,768.44
McGee, Taylor, Burke Clinic	20,808.87
Robert G. Traylor, O.D.	18,230.43
Travis W. Yates, D.O.	17,874.34
Kroger Food & Drug #431	17,077.49
Jack Sartin, M.D.	17,067.84
John William Sullivan, D.D.S.	16,033.27
Joe A. Campbell, Jr., M.D.	15,998.81
Timothy H. Lamb, D.O.	15,881.45
George C. Furr, M.D.	14,869.23
Revco Discount Drugs #2655.	14,212.03
Village Pharmacy.	13,863.79
Clarksdale Surgical Clinic.	13,118.76
William L. Booker, M.D.	13,084.91
Victor Meena, D.D.S.	12,505.40
Hugh H. Andrews, D.D.S.	12,470.40
William Jonestown Health Center.	12,335.87
The Optical Shoppe.	11,975.31
Ralph J. Landry, D.D.S.	10,817.35
Glen L. Wegener, M.D.	10,174.65
Aaron E. Henry Community Health Service. .	10,113.00

COPIAH

Pine Crest Guest Home.	\$808,592.63
Hardy Wilson Memorial Hospital.	599,336.22
Biggs Drug Store, Inc.	156,825.66
Super D #123.	112,846.44
Mississippi Discount Drugs.	103,271.03
Allred Pharmacy, Inc.	96,145.17
City Drugs.	78,885.86
Gammill's Pharmacy.	63,317.97
J. H. Long, M.D.	62,860.61
Mississippi Discount Drugs.	54,425.24
Fred McDonnell, M.D.	49,872.69
Robert Dale, Jr., M.D.	38,335.26
Randy Hankins, M.D.	33,400.72
Robert L. Walker, M.D.	32,815.45
Economy Drug Company.	31,881.46
James R. Stingily, M.D.	30,715.19
Steven Barry Liverman, M.D.	21,033.68
Jerry B. Gulledege, M.D.	19,233.65
Robert Windon III, D.D.S.	18,922.25
William M. Dabney, M.D.	16,909.62

Albert J. Singletary, D.M.D.	16,227.90
The Corner Drugstore.	14,807.67
Richard Akin, D.M.D.	14,297.40
Loren D. Breland, M.D.	11,830.70
Lamar Puryear, Jr., M.D.	11,796.62

COVINGTON

Covington County Nursing Center.	\$690,304.15
Covington County Hospital.	690,281.65
Clayton Drug Store, Inc.	139,853.77
Carr's Discount Drugs.	119,148.06
C. & C. Drugs, Inc.	95,220.05
Charles C. Tyler, M.D.	69,763.18
Powell Drug Store.	57,648.51
Weston Folsie, M.D.	45,298.97
Cranford's Drug Store.	43,058.92
Mt. Olive Medical Clinic - W. Johnston.	33,779.60
Harlan B. Rogers, D.D.S.	30,839.45
White's Discount Drugs.	28,708.00
Mt. Olive Medical Clinic - J. Johnston.	28,372.04
James C. Bishop, D.D.S., P.A.	20,144.50
Steve Lambert, M.D.	10,712.83
Carroll D. Pierce, D.M.D.	10,305.05

DeSOTO

Southaven Health Care Center.	\$929,842.76
DeSoto Discount Drugs.	129,302.44
Hernando Pharmacy.	54,645.78
Henry M. Wadsworth, Jr., M.D.	50,796.48
Hamilton Pharmacy.	48,285.27
Super D Drug #46.	44,653.56
Funderburk's Pharmacy.	44,084.49
Robert B. Seymour, D.D.S.	38,083.35
Hoover's Drug Store.	29,328.19
Wadsworth Clinic, P.A.	25,652.36
David V. O'Brien, O.D.	20,227.67
Osco Drug, Inc. #2212.	20,221.23
Malcolm D. Baxter, Jr., M.D.	13,470.65
Fred's Pharmacy.	12,496.15
Oliver Drug Store.	12,273.32
Gregory Evans, D.D.S.	12,070.85
Southaven Rexall Drugs.	11,269.56
James Baube, O.D.	10,883.58
Wal-Mart Pharmacy 10-0848.	10,737.21

FORREST

Forrest County General Hospital.	\$5,637,476.85
Conva-Rest of Hattiesburg.	1,359,781.52
Hattiesburg Convalescent Center.	1,507,302.22
Conva-Rest Northgate, Warren Hall.	1,291,388.61
Methodist Hospital.	1,141,725.01
Conva-Rest Northgate, Monroe Hall.	852,216.60
Conva-Rest of Petal.	474,798.16
Region 12 MHC - Pinebelt.	357,993.05
Thomas F. Puckett Laboratory.	247,124.26
Conva-Rest Pharmacy.	237,716.44
South Mississippi Home Health, Inc. Reg. 1.	179,569.52

Marcus L. Hogan III, M.D.	171,723.45	Billie L. James, M.D.	18,656.99
Wesley Manor Home Maker	117,411.20	A. Jerald Jackson, M.D.	18,173.59
Hilton L. Gillespie, Jr., M.D.	117,401.06	Grover W. Smith, D.D.S.	18,020.30
Donald G. Townsend, M.D.	105,929.22	William A. Whitehead, M.D.	17,784.60
J. Huel Harris, D.M.D.	99,613.50	Wal-Mart Pharmacy 100916	17,782.66
Hattiesburg Clinic, P.A., RDU	96,165.84	Eckerd Discount Drugs	17,743.46
Fairview Discount Pharmacy	96,152.46	Green Eye Clinic, P.A.	17,661.35
Hub City Pharmacy, Inc.	87,958.41	Goffery B. Hartwig, M.D.	16,840.51
Charles E. Greer, D.D.S.	85,968.81	Hilda E. McGee, M.D.	16,543.94
Kelly R. O'Neal, Jr., M.D.	82,784.06	Minor L. Griffin, Jr., D.D.S.	16,343.85
H. Lamar Gillespie, M.D.	79,400.47	Terry Albert Lambert, D.D.S.	15,857.75
Hattiesburg Radiological Group, KOBS	77,106.12	Ralph E. Abraham, M.D.	15,689.84
Care Med.	72,139.52	J. Stephen Cockerham, D.D.S.	15,654.11
Hattiesburg Radiology Group	71,279.30	Gibson Pharmacy 2	15,519.79
Gibson's Pharmacy	68,995.78	J. Michael Weaver, M.D.	15,476.92
K. & B. Drugs #248	68,106.92	Hattiesburg Radiological Group - Steven	15,475.24
K. & B. Drugs #293	67,319.18	Dan R. Northey, M.D.	15,453.87
Dorothy Gillespie, M.D.	67,314.08	Health Care Service, Inc.	15,446.48
Gamble's Drugs, Inc.	60,727.34	Charles E. Guice, M.D.	15,343.90
Wayne B. Beyer, M.D.	58,287.92	David M. Owen, M.D.	15,269.93
Medichek Medical Screen Clinic.	57,713.00	Frank Greer, D.D.S.	15,217.80
Phillip W. Rogers, M.D.	56,901.72	Stoney Williamson, M.D.	14,187.04
Petal Drug Company	56,558.17	Ralph T. Wicker, M.D.	13,986.06
Medi Sav Discount Drugs, Inc.	56,436.42	William L. Pace, M.D.	13,939.44
Owl Drug Store	51,893.10	James E. Spence, M.D.	13,799.63
Cohen Drug Company	38,544.07	Ramon M. Napier, D.M.D.	13,475.50
Hattiesburg Radiological Group, McCart.	37,001.32	Gibson Pharmacy No. 4.	13,019.78
Love Drug Company, Inc.	36,877.51	Ben M. Carmichael, M.D.	12,771.48
Gibson Pharmacy 3	35,946.71	Donald V. Conerly, M.D.	12,750.45
Lawrence J. Naylor, D.D.S.	35,726.50	T. E. Ross III, M.D.	12,683.11
County Market Pharmacy	32,835.10	Bennet Van York, D.D.S.	12,640.67
A. D. Cromartie, Jr., M.D.	30,972.42	Urology Center - Liddell	12,242.47
H. A. Gersh, M.D.	30,833.60	Bruce M. McCarty, M.D.	12,184.36
S. Kimble Love, M.D.	30,793.79	Glenn Norman Smith, M.D.	12,119.72
Mary Clark, M.D.	30,530.43	Thad F. Waites, M.D.	11,993.79
Lynn B. McMahan, M.D.	30,377.43	Thomas S. Messer, Jr., M.D.	11,737.66
Optometric Clinic, P.A.	30,005.34	Dale Russwurm, M.D.	11,404.52
Frank E. Dement III, M.D.	29,400.94	Harry E. Goza, Jr., D.D.S.	11,314.65
Joel R. Flynt, M.D.	29,380.47	William C. Thompson, M.D.	11,304.04
Woman Clinic of Hattiesburg, P.A. Sessums	28,239.34	Minor L. Griffin III, D.M.D.	11,295.20
Hattiesburg Radiological Group Whitac.	27,923.70	Felder E. Wallace, D.D.S.	11,026.52
Surgical Clinic of Hattiesburg, P.A.	27,061.62	Charles J. Parkman, M.D.	10,958.93
William A. Morrison, M.D.	25,495.98	George Wilkerson, M.D.	10,815.38
SW Drug Store	24,870.71	Gregory W. Merritt, M.D.	10,732.67
Home Health Agency Multico	24,218.27	A.A.A. Ambulance Service.	10,287.42
Hub City Pharmacy #2	24,212.25		
Hattiesburg Clinic - Martin	24,011.82		
South Mississippi Orthopedic Specialist	23,009.61		
Charles E. Guice III, M.D.	22,792.46		
Randolph J. Ross, M.D.	22,172.60		
Ronald Kent, M.D.	22,111.79		
Home Health Care Systems, Inc.	21,877.22		
John R. Jackson, Jr., M.D.	21,681.50		
Hattiesburg Radiological Group - Velez	21,640.20		
Hattiesburg Radiological Group - Howard.	20,173.19		
Kate N. Asemc, M.D.	20,168.83		
Frank E. Jones, M.D.	19,015.99		

FRANKLIN

Meadville Nursing Home.	\$426,912.49
Franklin County Memorial Hospital	290,688.28
Peoples Drug Store.	92,960.74
King's Discount Pharmacy	60,340.68
Patterson's Discount Pharmacy	36,664.59
Meadville Rexall Drugs	34,187.02
Super Save Drugs	34,064.07
W. B. Larkin, Jr., M.D.	32,882.60
Sav U More Drugs	30,045.58

Teresa J. Regan, D.O.	16,000.47
Bude Clinic	15,954.80

GEORGE

Glen Oaks Nursing Home	\$572,748.90
George County Hospital	372,391.96
Edward Discount Drugs	86,584.21
Jim's Discount Drugs	76,037.43
Hospital Rexall Pharmacy	54,681.16
Dayton E. Whites, M.D.	50,172.54
Thomas R. Shaw, M.D.	32,949.84
Ronald Van Cooley, D.D.S.	24,262.60
The Main Drug Company	20,450.07
Raymond E. Tipton, Sr., M.D.	18,631.82
Community Medical Center	18,247.85
William T. Robinson, M.D.	15,391.48
W. Scott Ash, D.D.S.	15,320.60
David James Conner, D.D.S.	14,612.20
G. M. Jointer, D.P.M.	13,642.57

GREENE

Melody Manor Convalescent Center	\$583,195.54
Greene County Hospital ECF	244,720.20
Dietz & Huff Pharmacy	77,727.02
Hodges Pharmacy	57,309.62
Greene County Hospital	38,256.50
State Line Drugs	32,328.30
Anse B. Howard III, M.D.	15,276.06
A. Moreno, M.D.	10,959.56
Gilberto Patine, M.D.	10,472.82

GRENADA

Grenada Lake Medical Center	\$1,551,152.86
Heritage Manor of Grenada	1,341,569.48
Grandview Health Care Center	1,101,341.80
Thomas E. Holden, M.D.	112,393.00
Sidney W. Bondurant, M.D.	107,331.85
Marascalcos Save More Drugs	102,534.12
McClure Drug Company	85,604.31
Bonner's Pharmacy	84,854.30
Chaney's Pharmacy	80,198.09
Mal S. Riddell, D.O.	66,496.90
R. N. Homecare Equipment Company	64,203.08
Drye Kent Drug Company	62,229.91
Gibson Pharmacy	55,481.12
Brister Pharmacy	52,985.83
D. L. Harrison, Jr., M.D.	51,984.85
Dyre's Prescription Shop	49,543.92
John H. Coleman, D.M.D.	44,048.65
Brian D. Venters, M.D.	40,813.51
Robert B. Townes, Jr., M.D.	33,703.97
James W. Fite, M.D.	33,317.38
E. S. Richardson, D.D.S.	23,617.35
Poe's Medi-Save Pharmacy	23,170.73

Marascalco Drugs	22,460.02
M. C. Campbell, M.D.	22,410.00
Guy R. Braswell, M.D.	20,792.26
William B. Hunt, M.D.	19,305.34
J. N. Gheraibeh, M.D., P.A.	17,561.60
Thomas P. Magee, M.D., P.A.	15,884.97
Gaines L. Cooke, M.D.	14,938.85
George V. Smith, M.D.	14,350.45
Terry Moody, M.D.	13,906.67
Grenada County Hospital Ambulance	12,260.42

HANCOCK

Hancock Medical Center	\$875,052.28
Hotel Reed Nursing Center	578,637.33
Big B. Discount Drug #212	67,459.21
Vidanes E. Alcalen, M.D.	61,427.00
Eckerd Corporation #504	53,996.57
Bertrand O. Sy, M.D.	38,919.91
Fahey Drug Company	37,847.56
Wilcox Pharmacy	31,664.28
Revco Discount Drugs #2612	24,358.01
Hal Jones, D.M.D.	24,012.15
John B. Levens, M.D.	19,573.30
Thomas B. Murphree, D.D.S., P.A.	17,915.45
Ward's Quality Drugs	16,729.68
James C. Crittenden, M.D.	14,587.97
Joseph R. Lee, M.D.	13,244.75
Allen J. Koskan, M.D.	11,396.20
Guy L. Odom, M.D.	10,930.22
Bert Keel, D.M.D.	10,619.10

HARRISON

Memorial Hospital	\$4,764,048.04
South Mississippi Retardation Center	2,475,048.34
Biloxi Regional Medical Center, Inc.	1,556,601.51
Gulf Coast Community Hospital	1,489,815.10
Miramar Lodge Nursing Home	1,134,108.44
The Kare Centre	932,556.92
Garden Park Community Hospital	700,527.79
Driftwood Nursing Center	631,343.69
Dixie White House Nursing Home	610,458.44
Gulfport Convalescent Center SNF	562,258.39
Britthaven of Gulfport	457,636.97
Region 13 MHC - Gulf Coast	207,812.00
T-D Drugs, Inc.	204,304.19
Oak Place Pharmacy, Inc.	168,777.56
French Drug Company, Inc.	165,794.37
Emi Yamashiro, M.D.	118,504.41
Joseph R. Mitchell, M.D.	104,465.16
Charles M. Lobrono, M.D.	97,379.73
Coastal Family Hospital Mitchell	92,564.52
Medical Arts Pharmacy, Inc.	91,789.58
Duran Drug Company	87,938.52
Economy Drugs	79,083.36
Carney A. Brice, D.D.S.	77,113.57

Sartin Discount Drugs, Inc.....	76,982.72	Amserv Ambulance	19,553.38
Gruich Pharmacy Shoppe.....	72,223.28	Robert J. Schmidt, M.D.....	19,137.57
William H. Murdock, Jr., D.D.S., M.....	69,750.20	Pass Road Pharmacy.....	19,128.82
Coastal Family Health - Townsend	65,555.39	John Douglas, M.D.....	18,549.48
Turner Drugs.....	56,354.32	Crawford H. Cleveland, M.D.....	18,413.44
Eddie's Drug Store.....	50,756.33	Taylor Harris Drug Store.....	18,089.91
Edward H. Currie, M.D.....	50,193.82	P. Lance Barnes, D.O.....	18,082.86
Day Drug Company, Inc.....	46,608.99	Wm. F. Pontius, M.D.....	17,923.80
Quality Home Health Care.....	46,041.33	K. & B. Drugs #297	17,756.51
Calvert Carraway Pharmacy.....	43,133.37	Andrew K. Martinolich, M.D.....	17,665.18
Oney C. Raines III, M.D.....	42,977.91	Big B. Discount Drugs #211	17,401.80
Thomas Lehman, M.D.....	39,523.79	Gregory Bertucci, M.D.....	17,066.01
Richard C. Schmidt, M.D.....	39,505.18	Hoshall S. Barrett, Jr., M.D.....	16,928.78
The Prescription Center.....	39,399.63	Paul Matherne, M.D.....	16,844.20
Gulfview Pharmacy, Inc.....	39,026.78	David Reeves, M.D.....	16,725.55
Roy L. Irons, D.D.S.....	38,824.85	Gloria E. Hester, M.D.....	16,652.02
Broad Avenue Pharmacy.....	36,926.36	John W. Coursey, M.D.....	16,610.60
Joseph L. Faison, M.D.....	36,117.40	R. and D. Pharmacy.....	16,600.23
K. & B. Drugs #211	34,370.66	Felix H. Dunn, M.D.....	16,429.65
Eckerd Drugs #2046.....	33,407.98	Wallace S. Sekul, M.D.....	16,360.04
David A. Harris, M.D.....	32,915.27	Larry M. Killebrew, M.D.....	16,339.52
Gerald W. Segraves, D.D.S., P.A.....	32,901.60	J. O. Tate, D.D.S.....	16,337.80
U.S.A.F. Medical Center, Keesler.....	32,656.60	Alton H. Dauterive, M.D.....	16,145.32
Coastal Family Health - Gibney.....	32,208.80	S. M. and B. Radiologist.....	15,957.80
Coastal Family Health Center - Quaye.....	31,928.79	Hill Medical Equipment.....	15,758.36
Eddie Cook Drugs.....	31,683.00	Big B. Drugs # 229.....	15,707.95
Unicare Home Health	31,643.83	Don H. LaGrone III, M.D.....	15,596.55
William J. Carr, M.D.....	31,021.02	Eckerd Drugs No. 548.....	15,460.52
Noel H. Johnson, M.D.....	30,038.54	Gulf Coast Health Care Center.....	15,375.46
Henry K. Hillman, M.D.....	29,979.41	Bryan Blakeney, D.M.D.....	15,306.65
Max M. Edrington, O.D.....	29,384.22	Claude Henry Roberts, D.D.S.....	15,188.45
Barbara Bolling, M.D.....	27,889.46	Audiology SP & LAN Clinic.....	14,834.00
K. & B. Drugs #292	26,685.32	Harriet A. Murphy, M.D.....	14,536.83
Albert R. Lee, M.D.....	26,450.40	Edgar Dapremont, Jr., M.D.....	14,394.46
Mobile Medic Ambulance Service, Inc.....	26,413.28	Coastal Family Health Center - EPSDT.....	14,326.00
Curtis A. Broussard, M.D.....	26,303.39	K. & B. Drugs #290	13,757.82
Fred H. Walker, M.D.....	26,197.99	J. A. Sheffield, M.D.....	13,698.20
Gulfport Outpatient Surgery Clinic.....	25,958.16	Professional Home Health Service.....	13,470.22
Coastal Family Health Care - Robinson	25,255.42	D. A. Hopkins, M.D.....	13,446.10
Kroger Food & Drug #395.....	24,806.59	Kroger Food & Drug #394.....	13,396.68
Eckerd Drug #2158	24,659.84	Caroline S. Battles, M.D.....	13,234.82
Gulf South Outpatient Center.....	24,220.26	Michael O. Bourgeois, M.D.....	13,230.06
Sidney O. Brown, M.D.....	23,202.79	John Stephen Tomsik, D.D.S.....	13,147.00
Laura M. Justice, M.D.....	22,787.20	William C. Sams, M.D.....	13,106.86
Beach Pharmacy, Inc.....	22,728.10	L.E. Alexander, D.D.S.....	13,055.35
Frank L. Schmidt, M.D.....	22,138.34	R. Bryant McCrary, M.D.....	13,031.95
Jason V. Smith, M.D.....	21,821.27	Robert C. Wessler, M.D.....	12,876.54
K. & B. Drugs #207	21,501.17	Revco Drugs #2644	12,845.93
Clinton H. Sharp, M.D.....	21,415.24	Jerry R. Adkins, M.D.....	12,444.45
David Byrne, M.D.....	21,322.69	Warren A. Hiatt, Jr., M.D.....	12,237.65
Raymond E. Tipton, Jr., M.D.....	20,697.18	Daniel O. Conwill, D.D.S.....	12,185.25
Revco Discount Drugs #2611	20,611.88	Kroger Food & Drug #396.....	11,769.71
Lyman Discount Drugs.....	20,283.53	Hans W. Adams, M.D.....	11,410.69
Douglas G. Cosentino, M.D.....	20,108.80	Triplett Day Drug Co.....	11,310.54
Muller's Pharmacy, Inc.....	19,745.37	Coastal Family Health - Siegel.....	11,258.85
Douglas C. Lanier, M.D.....	19,559.28	Dwight H. Short II, M.D.....	10,623.23
		Thad C. Carter, M.D.....	10,377.78

Coastal Family Health — Cox, M.D.....	10,240.65
Thomas J. Reynolds, D.M.D.....	10,133.85
Big B. Discount Drug #210.....	10,038.20

HINDS

University Hospital.....	\$18,135,795.67
Mississippi State Board of Health.....	5,767,127.84
Mississippi Baptist Medical Center.....	3,898,454.47
Hinds General Hospital.....	3,501,727.01
St. Dominic — Jackson Memorial Hospital.....	421,335.47
Albermarle Health Care Center.....	1,277,101.47
D.P.W. Account & Finance.....	1,237,599.51
Clinton Country Manor.....	1,210,673.41
Heritage Manor of Clinton.....	1,061,537.36
Manhattan Health Care Center.....	1,042,311.96
Mississippi Children's Rehab. Center.....	673,427.44
Region 9 MHC — Jackson.....	577,990.79
Mississippi Meth. Health & Rehab. Center.....	576,053.43
Belhaven Nursing Home.....	521,751.13
Inglewood Manor, Inc.....	510,951.45
Rush Pharmacy, Jackson.....	486,851.66
Community Nursing Home.....	481,959.11
Magnolia Nursing Home.....	445,767.55
Doctors Hospital.....	406,158.35
Carters Guest Home.....	373,141.66
Crawford Nursing Home.....	367,130.10
Healthcare Suppliers.....	317,500.54
Cottage Grove Nursing Home.....	307,930.88
Pleasant Hills Health Center.....	298,238.90
Lakeland Nursing Center.....	280,630.77
Harlan Discount Drugs.....	280,235.80
Miss. Council Aging/Leflore.....	270,490.80
Main Drug Store, Inc.....	251,099.19
Super D. Drugs #138.....	209,987.45
University OB/GYN Assoc. — Martin.....	204,758.47
L. Wayne Hess, M.D.....	204,200.72
University OB/GYN Assoc. — Martin.....	196,971.98
University OB/GYN Assoc. — Morrison.....	192,421.74
University OB/GYN Assoc. — Rivlin.....	189,914.76
Super D Drugs 26.....	180,598.17
Donna M. Anderson, M.D.....	176,844.73
Kidney Care, R.O.U.....	169,274.95
Paul M. Rice, M.D.....	150,277.57
Mr. Discount Drugs of South Jackson.....	145,358.46
U.M.C. Rad. Assoc. — Blumenthal.....	142,723.48
Comperes Nursing Home.....	139,996.79
Guy Ford Rowland, D.D.S.....	131,335.10
Central Childrens Service.....	122,969.00
Cris Puckett, M.D.....	121,828.20
Jackson-Hinds Comp. Health Center.....	121,583.99
Southwest Drugs #20.....	118,668.21
Terry Discount Drugs.....	118,172.61
Patricia F. Norman, M.D.....	116,670.80
Harold J. Wheeler, M.D.....	115,842.11
University OB/GYN Associates — Meeks.....	115,292.68
Richard Miller, M.D.....	109,953.60

Medi Save Pharmacy.....	108,225.26
T. P. Discount Drugs.....	103,074.92
Central Dialysis Unit.....	102,780.50
University OB/GYN Association - Pryor.....	102,743.81
University OB/GYN Associates - McGehee.....	102,668.59
Mooreco Drugs.....	100,485.72
Foster Medical DME.....	99,801.24
Glen R. Graves, M.D.....	99,366.90
University OB/GYN Association - Cowan.....	98,215.75
John D. Bower, M.D.....	97,449.64
U.M.C. Radiological Associates - Harrison.....	96,131.09
U.M.C. Pathology Associates.....	94,894.00
Ken Mays Medicine Shoppe.....	77,174.35
Raymond Drug Store.....	76,643.17
George D. Lyon, M.D.....	75,559.19
R. Kirk Smithart, O.D.....	74,700.37
Clara T. Jones.....	74,517.00
Newborn Friedman Hinds.....	73,399.88
Maurice James, M.D.....	72,050.44
Super D. Drugs 24.....	69,882.49
Anderson Drug & Gift Center.....	67,707.81
Latha J. Brihmesam.....	67,193.15
U.M.C. Radiological Associates - Flowers.....	67,083.54
Ching J. Chen, M.D.....	66,314.97
Mississippi Council on Aging - Forest.....	64,815.00
Michael H. LeBlanc, M.D.....	63,548.55
Children's Medical Program.....	62,938.20
U.M.C. Radiological Associates - Russell.....	62,189.76
U.M.C. Radiological Associates - Powers.....	62,002.64
Super D. Drugs 28.....	60,698.18
LeFleur OB/GYN Sutherland.....	59,794.74
Jackson Hinds Health Center - Bush.....	59,681.55
Sta Home Home Health Association.....	59,246.53
Malcolm P. Taylor, M.D.....	53,449.32
Radiological Group, P.A.....	52,718.56
Harriett Hampton, M.D.....	50,031.48
Joe's Super Discount Drugs.....	49,693.47
Eckerd Drugs #597.....	49,011.33
Prescription Shoppe.....	48,550.14
James K. Wilson, M.D.....	48,207.83
Ronald J. Kendig, M.D.....	47,177.46
Andrew W. Parent, M.D.....	47,071.28
U.M.C. Radiological Associates - Morano.....	47,068.68
William J. Bell, M.D.....	46,854.82
Bert A. Welch, M.D.....	45,466.88
Winsor V. Morrison, M.D.....	45,344.87
Billy N. Watkins, M.D.....	45,128.39
Surgical CL Assoc., P.A.-Petro.....	44,149.23
Edwards Pharmacy.....	44,061.99
U.M.C. Radiological Associates.....	43,118.77
Linwood Spruiell, M.D.....	42,856.46
Revco Discount Drugs #1531.....	42,173.63
U.M.C. Radiological Associates - Hickman.....	42,170.94
U.M.C. Radiological Associates - Cranston.....	41,974.08
E.L. Gieger, M.D.....	41,277.93
Jeffery P. Budden, M.D.....	40,828.91
Treasury Drugs 7831.....	40,517.34

Mississippi Discount Drug.....	40,014.34	C. E. Jones, Jr., D.D.S.	25,149.57
Jackson Radiological Associates, P.A.	39,883.65	C. Frazier Landrum, M.D.	25,109.12
Capitol Drug Company.....	39,876.79	Hinds General - Welder.....	25,058.81
Herbert Myers, M.D.....	39,764.07	Patrick H. Lehan, M.D.	25,055.70
Super D. Drugs #101.....	39,688.26	Hinds Newborn - Temple.....	24,663.40
Vinod K. Anand, M.D.....	39,142.57	Robert F. Campbell, M.D.....	24,648.94
Harvey C. Sanders, M.D.....	38,321.52	Carol Scott Conner, M.D.....	24,626.20
John D. Current, M.D.....	37,951.93	Serve U Home Health Agency.....	24,607.08
Mississippi Surgical Center.....	37,935.30	Hinds Newborn - Rawson.....	24,515.00
Lakeland Radiologists, P.A.....	37,818.34	Charles R. McCollum, Jr., M.D.....	24,412.94
Edwin G. Brown, M.D.....	36,972.15	Professional Health Care Service, Inc.....	24,309.77
Bradford Brent Drugs.....	36,730.04	J. Bert Davis, M.D.....	24,251.99
Luther C. Fisher III, M.D.....	36,522.51	Southern Prosthetics.....	24,183.75
Bobby J. Heath, M.D.....	36,419.57	Charles O'Mara, M.D.....	24,169.57
Newborn Transport Service.....	36,399.38	James L. Hughes, Jr., M.D.....	23,926.88
David Bruce, M.D.....	36,256.94	Fred's Pharmacy.....	23,803.66
U.M.C. Radiological Associates - Routh.....	36,230.21	Jackson-Hinds CM Health - Utica.....	23,675.00
U.M.C. Radiological Associates - B. Patel.....	36,006.04	Charles H. Williams, M.D.....	23,602.78
Linda Johnson Carson, O.D.....	35,373.79	Guy T. Vise, Jr., M.D.....	23,484.64
Suman, K. Das, M.D.....	35,312.75	Mississippi Urology Clinic.....	23,408.58
Howard Medi Save Pharmacy.....	34,254.07	Wilhelmina F. O'Reilly.....	23,401.45
James A. Joransen, M.D.....	33,931.00	Carl H. Boykin, D.D.S.....	23,248.55
Seshadri Raju, M.D.....	32,774.79	Kenneth C. Carter, M.D.....	23,096.54
Gloria G. Johnson, D.M.D.....	32,583.95	Andrew C. Taylor, D.M.D.....	23,023.45
David G. Watson, M.D.....	32,441.05	Frazier E. Ward, M.D.....	22,997.26
Super D. Drugs #34.....	32,411.05	Metro Discount Drugs.....	22,994.37
Starkey L. Hudson, M.D.....	32,396.93	Ruth W. Patterson, M.D.....	22,901.73
U.M.C. Radiological Associate - Patel R.....	32,148.44	Central Mississippi Home Health Care, Inc.....	22,814.94
John A. Patterson, D.D.S.....	32,039.45	Annie W. Taylor, D.M.D.....	22,782.45
Wm. Patrick Edgar, D.D.S.....	32,005.10	James E. Fleming, D.M.D.....	22,487.20
Aaron Shirley, M.D.....	31,812.50	Jackson Heart Clinic, P.A.....	22,386.24
Utica Drug Company.....	31,334.03	Annyce Campbell, M.D.....	22,378.64
Diag Radiology Associate - P.A.....	30,439.12	Calvin L. Schuster, M.D.....	22,336.68
Jackson Medical Association P.A.....	29,934.92	Michael J. Boland, M.D.....	22,318.70
Fred McMillan, M.D.....	29,808.74	Super D. Drugs 30.....	22,278.02
Calvin Ramsey, M.D.....	29,699.82	Nina Moffitt, M.D.....	22,194.55
Connie McCaa, M.D.....	29,229.18	Samuel B. Johnson, M.D.....	22,192.03
Gastrointestinal Associate - P.A.....	28,912.65	William F. Hand, D.D.S.....	22,079.55
U.M.C. Radiological Assoc. - Connors.....	28,868.83	Kevin Worrell, M.D.....	21,873.91
Super D. Drugs #51.....	28,568.03	Communicative Disorder Laboratory.....	21,780.45
Ottis G. Ball, M.D.....	28,481.73	Samuel Jones, M.D.....	21,385.19
U.M.C. Anesthesia.....	28,229.23	Van Winkle Home Health Agency, Inc.....	21,361.11
Medi Stat Pharmacy.....	27,961.01	Linda I Ray, M.D.....	21,282.10
Mid South Artificial Limb Co.....	27,530.90	Douglas Gorman, M.D.....	21,231.25
Abbey Medical.....	27,325.46	Roger S. Wirtz, D.M.D.....	20,972.03
Rae R. Hanson, M.D.....	27,307.80	LeFleur OB-GYN Associates, P.A.....	20,932.79
E. H. Finch, D.D.S.....	27,138.78	Eckerd Discount Drugs #196.....	20,923.46
Physical Anesthesiology Group.....	26,770.26	Maude H. Wright, M.D.....	20,806.01
Alan Freeland, M.D.....	26,608.97	CITY Inc./Wright, M.D.....	20,741.45
James D. Fly, M.D.....	26,453.05	Mark L. Helpin, D.M.D.....	20,632.65
Brents Drugs.....	26,182.03	Eva Henderson, M.D.....	20,463.62
David Westbrook, M.D.....	26,079.91	David W. Fieselman, M.D.....	20,456.81
Freda Bush, M.D.....	26,063.57	Clinical Pathology Laboratory.....	20,434.98
Robert Smith, M.D.....	25,757.48	Syncor International Corp.....	20,264.07
Norman C. Underwood, D.D.S.....	25,749.00	Dan Emory Smith, M.D.....	20,083.99
U.M.C. Radioloical Associate - Gibson.....	25,665.15	Waymond L. Rone, M.D.....	19,654.40
Sims Prosthetic-Ortho.....	25,485.82	Mooreco Institutional Pharmaceutical Sales.....	19,587.17

Pickens Pharmacy	105,895.82
Arnold's Super Discount Drugs	73,727.08
Rebecca's Drugs	70,786.29
Charles W. Campbell, M.D.	66,501.32
Ferguson Drugs	54,165.59
Richard S. Kuebler, M.D.	46,525.25
Harry A. Barteel, M.D.	40,186.98
Sidney A. Johnson, M.D.	39,926.75
Martin L. Beard, M.D.	38,800.06
Johnny B. Bills, M.D.	38,065.87
James E. Nicholas, D.D.S.	23,217.50
Wirt Fletcher Shrock, Jr., M.D.	22,955.61
Loy W. Nations, O.D.	13,189.11

HUMPHREYS

Humphreys County Nursing Home	\$644,718.38
Humphreys County Hospital	332,063.31
Stubbs Drug Store	230,109.76
Gorton's Pharmacy	148,349.57
Mid Delta Home Health, Inc.	143,221.38
William Touchstone, M.D.	107,838.74
Turner's Drug Store, Inc.	105,652.09
Long's Drug Store	87,200.81
Walter M. Gorton, M.D.	71,161.44
Robert D. Newton, D.M.D.	53,292.80
Mid-Delta Home Health, Inc.	42,402.58
Clinic Pharmacy	41,348.64
Stubbs Drug Store	31,236.97
Samuel C. Sugg, M.D.	28,425.58
We Care Equipment and Supply	17,090.75
Daisy M. Thomas, M.D.	11,797.37

ITAWAMBA

Daniel Nursing Home	\$1,219,568.98
Itawamba County Hospital	163,400.51
Prescription Center Fulton	82,111.05
The Apothecary Shop	68,319.90
S & W Pharmacy, Inc.	51,047.35
Fulton Drug Company	38,103.74
Garry's Drugs	35,241.85
G.A. Tubb, M.D.	17,485.91
Mantachie Pharmacy	15,678.57
Billy T. Collum, M.D.	11,909.37

JACKSON

Singing River Hospital	\$3,824,828.92
Ocean Springs Nursing Center	460,919.34
Gulf Coast Nursing Home	795,071.89
Plaza Nursing Center	753,185.57
Ray A. St. Romain, M.D.	131,318.18
Richard J. Merlos, M.D.	80,146.86
Region 14 M.H.C. - Singing River	68,694.80
Joseph B. Witty, M.D.	65,670.38
George M. Henneberger, M.D.	60,334.86

Sav Rex Pharmacy	58,248.89
Medical Arts Pharmacy	55,757.72
K. & B. Drugs #245	54,141.16
Clifford A. Seyler, M.D.	50,563.42
Medi Mart Pharmacy	47,148.68
James H. Halbrook, D.D.S.	45,973.00
Hurley Discount Drugs & Variety	45,347.08
Alan J. Clark, M.D.	44,898.14
James B. Martin, M.D.	44,526.40
Eckerd Pascagoula	43,121.71
Lovelace Drug Store	42,024.31
Revco Discount Drugs #4203	38,621.78
Julius A. Bosco, M.D.	37,166.34
Gulf Coast NEPH-PASCA	32,845.98
Patterson's Pharmacy	30,515.77
Sav Rex Pharmacy	28,755.48
Escatawpa Pharmacy	28,078.53
Marion Tucker, M.D.	27,272.20
Jeffrey L. Sauls, M.D.	26,072.85
Reuben P. Morris, M.D.	26,067.34
Dennis R. Thomas, M.D.	24,525.77
Sav Rex 631	24,492.61
Burnham Drug Co., Inc.	24,439.13
Paul H. Moore, M.D.	22,361.90
Christopher E. Wiggins, M.D.	22,020.89
Daniel J. Enger, M.D.	21,870.49
Esther G. Barry, M.D.	20,531.45
Jeff A. Hodges, M.D.	20,507.36
Eckerds #528	20,403.51
William Langston, D.M.D.	20,298.70
William Ehler, M.D.	19,772.50
Vancleave Drugs	19,496.91
John F. Johnson, M.D.	19,098.39
K. & B. Drugs #295	19,083.44
Paul H. Moore, Jr., M.D.	18,540.00
Alfred E. McNair, Jr., M.D.	18,206.55
Cavers, Inc.	17,511.82
Revco Discount Drugs #2610	17,431.71
Jay's Discount Drug Center	16,672.54
Burnham Pharmacy	16,648.53
Plaza Sav-Rex Pharmacy	16,307.03
Clarence Avery, D.D.S.	15,489.10
Gulf Coast NEPH-BRUNT	14,677.14
Gulf Coast Nephrology	14,267.33
S.R. Radiology Group	14,159.09
Stephen P. Fetzik, D.M.D.	13,122.35
Glyn R. Hilbun, M.D.	13,040.58
Pas Point Discount Drugs	11,521.28
Steven K. Miner, D.M.D.	11,487.15
Pascagoula Drug Co.	10,123.16

JASPER

Jasper General Hospital and NH	\$886,122.18
Standard Drug Store	139,648.90
James Discount Drugs	77,150.85
Bay Center Drugs	65,280.07

Heidelberg Pharmacy, Inc.	49,221.15
Adron K. Lay, M.D.	47,632.76
William R. Eure, M.D.	46,425.61
Barnett Pharmacy	41,556.15
Home Oxygen & Medical Equipment	30,343.66
Jasper County Discount Drugs	20,295.52
Samuel M. Massey, D.D.S.	18,986.20
Jasper Medical Service - Oostwouder	18,254.02
Jerald S. Hughes, M.D.	13,737.95
Charlie Collins, O.D.	12,515.39
Hughes Hadley Clinic	10,943.46

JEFFERSON

Jefferson County Hospital	\$544,995.35
Sav-Rite Drugs of Fayette	136,087.52
Bankston Marron, Inc.	118,401.57
Willie L. McArthur, M.D.	100,969.97
Shanti Pandey, M.D.	100,418.17
Jefferson Comprehensive Health Center	48,697.09
James S. Mangum, D.D.S.	25,172.10
Medger Evers Comprehensive HHA	19,182.08
J.C.H.C. - Campbell	14,443.25

JEFFERSON DAVIS

Jefferson Davis County Hospital & ECF	\$732,168.33
Hudson Drugs	171,525.68
Palace Drug Store	101,338.83
Bassfield Family Pharmacy	55,802.09
Hudson Drugs	50,047.48
Myron L. Arrington, M.D.	47,021.33
Fred's Pharmacy	32,654.77
David B. Cloyd, D.D.S.	30,949.52
Dinesh Goel, M.D.	26,542.85
Frank L. Leggett, M.D.	22,966.61
City Drug Store	22,382.65
Randy S. Hawthorne, D.M.D.	20,085.75

JONES

Ellisville State School	\$10,238,097.99
Jones County Community Hospital	1,681,832.42
Hearthside Haven Nursing Home	1,136,518.99
Jones County Rest Home	930,439.21
South Mississippi State Hospital	559,964.06
Davison Rest Home	414,661.13
Nucare Convalescent Center	391,507.66
Therrell Drug Store, Inc.	131,464.47
James U. Morrison, Jr., M.D.	105,791.96
Read Drugs	84,179.53
Wallace Rexall Drugs	67,088.46
Don's Drugs	64,644.83

Wells Carter Discount Drugs #1	63,273.93
Radiology Associate, P.A.	55,742.24
Thomas Pharmacy	55,366.65
Dickets Professional Drug	55,330.48
Johnston Drug Store	51,513.26
Thirteenth Avenue Pharmacy	50,981.90
Laurel Renal Dial. Center	49,726.86
Eckerd Discount Drugs 150	42,318.32
Blackledge Discount Drug, Inc.	42,053.05
Ellisville Municipal Hospital	37,430.09
South Mississippi Community H.C. Gaskin	34,512.82
K & B Drugs #283	34,148.31
Clyde R. Allen, M.D.	33,583.00
Wells Discount Drugs	33,355.73
R.H. Mehta, M.D.	28,154.68
Blackledge Drugs	28,145.98
Thomas K. Judd, M.D.	26,145.46
Sergio Gonzalez, M.D., P.A.	26,124.56
Henry W. Dewitt, Jr., M.D., P.A.	26,074.29
Dougs Discount Drugs	25,316.82
C.G. Hull III, M.D.	24,224.52
Rex W. Colling, M.D.	23,619.35
South Mississippi Community H.C. Beaver	22,898.36
Thomas F. Leggett, Jr., D.D.S.	22,310.10
B.R. Patel, M.D.	21,847.92
Radiology Associate - Lacey	21,762.46
Mary T. Harrington, D.M.D.	21,637.10
Alton F. Moss, M.D.	21,409.03
Cecil T. Williams, M.D.	21,359.77
Kroger Food & Drug #355	20,783.46
Kent B. Leggett, D.M.D.	20,254.50
Kamlesh Nayak, M.D.	19,899.17
James R. Russell, M.D.	19,457.65
James M. Holston, M.D.	19,336.10
T.H. Blake, Jr., M.D.	18,223.42
Wells Carter Discount Drugs #2	18,034.66
Michael Ruth, M.D.	17,745.84
Laurel Bone and Joint Clinic	17,128.70
Wal-Mart #4501	17,102.29
Williams Drugs	17,045.47
John M. Wallace, M.D.	15,828.56
Thomas R. Howell, M.D.	15,603.35
Robert R. Applewhite, M.D.	15,582.57
Edward E. Rigdon, M.D.	14,802.52
E. R. Turnbull, M.D.	14,636.44
James P. Baldwin, D.D.S.	14,587.20
Jones County Medical Supply, Inc.	13,629.78
Scott F. Thames, D.M.D.	13,422.75
Thomas D. Rose, D.M.D.	13,150.45
Laurel Family Clinic	12,493.63
Hugh W. Stancill III, M.D.	11,729.41
North Laurel Discount Drug	11,679.97
Harvey B. Wright, M.D.	11,555.74
Charles D. Cannon, Jr., M.D.	11,188.15
Eric E. Lindstrom, M.D.	11,057.37
Cleve E. Johnson, M.D.	10,413.85
James Chapman Waites, M.D.	10,043.27

KEMPER

Kemper County Nursing Home	\$489,859.22
Vandevender Drug Store	183,857.68
Kemper County Hospital	126,408.94
J.L. Smith, M.D.	22,576.46
Prentiss F. Keyes, M.D.	14,919.34
Dan Fulton, Jr., D.D.S.	13,621.70

LAFAYETTE

North Mississippi Retardation Center	\$5,240,450.54
Oxford Lafayette County Hospital	1,267,740.31
Gracelands, Inc.	1,051,003.71
Region 2 M.H.C. - Regional	497,108.00
Golden Years Retirement	178,315.20
Colemans Health Mart Pharmacy	103,452.59
James W. Rayner, M.D.	57,609.58
G & M Pharmacy	55,130.55
Billy Joe Jordan, M.D.	53,600.54
Chaney's Eastgate Pharmacy	52,924.13
James Stephen Purdon, M.D.	51,630.51
Gaithright Reed Drug Company	48,526.84
Marion G. Hunt, M.D.	46,842.33
Thomas S. Glasgow, M.D.	40,804.71
Mid Town Drugs	38,744.09
Wayne T. Lamar, M.D.	34,420.14
Magnolia Health Service, Inc.	33,626.78
Michael L. King, M.D.	28,565.23
William Spencer, M.D.	25,971.95
Leslie Drugs, Inc.	20,028.86
Super D Drugs #143	19,374.65
Covin M. Jordan, M.D.	18,906.03
Joseph Supple, M.D.	17,296.28
Michael R. Hajek, M.D.	15,574.33
Dexter W. Walcott, M.D.	14,848.80
Joe T. Harris, M.D.	14,603.51
Oxford Anesthesia Associates	13,708.70
Waller's Discount Drugs	13,672.02
Internal Med AS-Oxford	11,642.81

LAMAR

Adventist Health Care Center	\$951,910.99
Lumberton Citizens Hospital	140,443.06
Citizens Drug 2	133,304.27
John's Discount Drugs, Inc.	97,090.01
Hudson Rexall Drugs	74,524.22
John's Discount Drugs, Inc.	71,213.25
Sumrall Drug Store	62,830.51
Lumberton Drugs, Ltd.	52,013.16
Bob Henry Parker, D.D.S.	26,132.45
Richard D. Vincent, D.D.S.	24,952.70
Stephen L. Harless, M.D.	23,000.54
Robert L. Whitson, D.O.	22,903.04
Thomas McFarland, M.D.	20,114.48
Warren B. Dale, Sr., M.D.	20,092.11

William H. Vann, Jr., D.D.S.	18,587.75
J. Stephen Beam, M.D.	11,748.42
Angus M. McBryde, M.D.	11,475.37

LAUDERDALE

Reginald P. White Nursing Facility	\$1,945,912.32
Matty Hersee Hospital	1,011,822.35
Broadmoor Health Care Center	1,001,383.51
F.G. Riley Memorial Hospital	949,708.94
Meridian Regional Hospital	791,620.00
Rush Foundation Hospital	685,843.56
Benchmark Health Care, Inc.	623,324.06
Meridian Convalescent Home	572,079.98
Jeff Anderson Memorial Hospital	514,649.99
Queen City Nursing Center	413,735.95
Don Waldron's Discount Drug	382,681.40
Medical Path Lab, Ltd.	304,297.97
Region 10 M.H.C. - Weems	276,386.41
Mr. Discount Drug, Inc. #3	237,881.75
Meridian Nursing Center	233,385.49
Walter R. Holladay, M.D.	157,451.65
Tutor Drug, Inc.	119,713.82
Mr. Discount of Meridian #2 IN	94,345.22
Rayner Drug Store	89,993.90
Greater Meridian CI-Pharm	73,239.98
Eugene Hunter, D.D.S.	69,074.80
Olufemi Okunoren, M.D.	65,266.73
Milton R. Raines, M.D.	59,910.05
Kidney Care Meridian	56,344.21
Charles A. Ray III, M.D.	47,468.69
Eckerds Drug Store #134	44,654.10
William W. Woods III, D.M.D.	42,167.00
Mr. Discount Drugs of Collinsville	41,239.21
Perry Wallace, M.D.	38,470.53
Maurice E. Snyder, M.D.	38,230.58
Duaine D. Murphree, M.D.	36,429.94
Joseph F. Schneider, M.D.	30,886.55
Medi-Save Pharmacy	29,483.54
Roger Covington, D.D.S.	29,153.43
J.T. Callahan, M.D.	28,324.92
Greater Meridian Boehnert	28,203.33
A. Wayne Sullivan, M.D.	24,963.24
Anderson Pharmacy	23,484.58
Meridian Anes Group	23,053.82
Medi-Save Pharmacy #514	22,947.32
Duke's Discount Drugs	22,652.42
Craig N. DeFreese, M.D.	22,648.09
Greater Meridian/Krafty	20,967.73
Medical Arts Surgical Group	20,189.58
Eckerd Drugs #184	19,673.45
Rush Medical Pharmacy	18,881.21
Revco Discount #4731	18,732.91
Meridian Radiology Associates P.A.	18,484.88
William Dudley Jr., M.D.	18,133.88
Neurology & Psychology Associate/Dudley	17,220.80
Internal Medicine Associate	17,205.84

William F. Reid, M.D.	16,771.34
Woody D. Davis, M.D.	16,274.31
John C. Clay, M.D.	16,107.38
Winston Cameron, M.D.	15,902.32
Thomas H. Greer, M.D.	15,111.98
A. Gary Boone, M.D.	15,018.53
Frederick R. Hunt, M.D.	14,970.08
E.E. Robinson Jr., M.D.	14,760.42
Robert E. Clark, M.D.	14,050.15
Thomas D. Crowson, M.D.	13,910.29
G.I. Arrington Jr., M.D.	13,876.08
Revco Discount Drugs #1520.	13,706.61
John C. Halbrook III, M.D.	13,610.25
Don E. Marascalco, M.D.	13,097.33
J.L. Herzog, M.D.	11,946.69
Meridian Orthopedic	11,915.17
Greater Meridian H. C. Rose	11,707.81
John B. Hicks, M.D.	11,287.98
Reginald P. White, M.D.	11,106.99
Dennis E. Salley, D.D.S.	11,099.50
William L. Thornton, M.D.	11,097.90
Home Health of Mississippi	10,780.60
Robert M. Graham, M.D.	10,371.74
Kent A. Darsey, M.D.	10,092.53
Lauderdale Co. Emergency Ambulance	10,000.59

LAWRENCE

Lawrence County Nursing Center	\$627,123.72
Lawrence County Hospital	420,818.67
Hudson Pharmacy #1	178,478.47
Wellborn Save on Drugs	80,020.39
Dudley's Discount Drugs	54,837.14
Lee's Drug Store	52,232.88
Brantley B. Pace, M.D.	45,707.42
Richard G. Burris, M.D.	20,981.37
Philip S. Horner, M.D.	20,161.78
Dona F. Harris, M.D.	13,185.98
Daniel G. Martindale, D.D.S.	12,468.15
Stanley L. Hill, D.M.D.	11,274.85

LEAKE

Carthage Health Care Center, Inc.	\$807,985.87
Leake County Extended Care Facility	376,540.46
Thaggard Hospital	240,628.97
Super Discount Drug Store	218,029.75
Hospital Discount Drugs	144,607.04
Carthage Discount Drugs	127,457.83
Leake County Memorial Hospital	135,184.83
City Drug Store	97,152.75
Carthage OB/GYN P.A.	87,957.41
Leake Drug Company	71,895.66
David Moody, M.D.	57,437.84
Wm. M. Myers II, D.M.D.	55,743.40
A. L. Thaggard, Jr., M.D.	48,457.51
Nance Randall, M.D.	36,962.49

James R. Mayfield, M.D.	28,237.88
The Prescription Shop	27,546.55
Frank W. Bowen, M.D.	23,483.47
Thomas Gross II, D.M.D.	20,609.95

LEE

North Mississippi Medical Center	\$3,178,811.99
Tupelo Manor Nursing Home	1,390,588.58
Lee Manor Nursing Home	906,327.27
Cedars Health Center	721,982.43
Region 3 M.H.C.-N.W. Mental Health	387,444.40
North Mississippi Dialysis Service, Inc.	171,562.18
Medical Arts Pharmacy	116,228.82
Super D #47	88,094.78
Medical Center Drugs	87,349.55
Internal Medical Association	69,207.01
Radiology of Tupelo, P.A.	69,088.61
T. & S. Pharmacy & Medical	68,146.89
Thomas D. Woodridge, M.D.	63,789.11
E. Heights Pharmacy	56,803.67
The Medicine Shoppe	53,034.58
Surgery Clinic of Tupelo	52,798.36
Total Home Care of Mississippi, Inc.	52,483.02
Hall Pharmacy	51,759.33
Super Sav-On Drugs - Tupelo	51,692.80
McDuffie Drug Company	47,597.23
C.J. Sanders, M.D.	40,621.33
John Sanders, M.D.	39,126.11
Tupelo Ortho. Clinic	39,014.38
Tupelo Anesthesia Group	38,215.06
Children's Dental-Warriner	38,209.47
Chester K. White, M.D.	38,113.72
Super X Drugs MS-3	37,845.31
Roland P. Guest, M.D.	35,245.29
Jim Bain's Pharmacy	34,726.62
Urology P.A.	34,021.12
Joe Bailey, M.D.	33,862.16
Community Discount Drugs	33,237.64
OB/GYN Associates - Slocum	33,047.52
Wm. L. Kahlstorf, M.D.	31,725.23
Nelson's Discount Drugs	27,960.57
Robert A. Kennedy, M.D.	24,123.23
Jack H. Kahlstorf, M.D.	22,778.42
Edmondson's Drug Store	22,710.80
North Mississippi Surgery Center	22,644.68
W. A. Thames, D.M.D.	22,584.00
Douglas E. Clark, M.D.	21,968.56
David B. Moore, Jr., M.D.	21,813.96
Surgery Associates - P.A.	20,429.02
Gilberts North Miss. Home Health Agency	17,728.06
Thurmond Beasley, D.D.S.	17,387.40
Glenn H. Bennett, M.D.	17,225.59
Norris Crump, M.D.	16,562.51
John W. Cox, M.D.	16,479.84
Marion M. Winkler, Jr., M.D.	16,455.29
H.K. Hudson, M.D.	16,241.87

North Mississippi Vascular Center, P.A.	16,132.75
C. Michael Currie, M.D.	16,103.68
Marshall Edmondson, M.D.	15,929.42
North Mississippi Hem. & Oncol. Associates	15,748.13
John M. Blakey, M.D.	15,638.76
Thomas T. McDonald, M.D.	15,240.83
Joseph J. Chappell, Jr., M.D.	15,206.68
J. Leighton Pettis, Jr., M.D.	15,150.44
John's Pharmacy	14,847.91
S. Jay McDuffie, M.D.	14,610.81
Charles W. Wikle, D.D.S.	14,495.45
Charles P. Tharp, M.D.	14,481.79
James H. Neely, M.D.	14,462.33
Luther P. Stumme, M.D.	14,413.02
James T. Trapp, M.D.	13,824.23
R.A. Graham, M.D.	12,956.90
Walgreen Drug Store	12,393.55
Vernon Chase, M.D.	12,124.30
Baldwyn Satellite	11,805.76
Daniel L. Brasfield, M.D.	11,506.94
James W. Boyd, M.D.	10,997.65

LEFLORE

Greenwood Leflore Hospital	\$3,131,708.51
Golden Age Nursing Home-SNF	1,304,810.95
Heritage Manor Greenwood	1,164,899.16
Pemberton Manor, Inc.	1,138,744.64
Region 6 M.H.C. Mental Retardation	418,469.30
Chaney's Pharmacy	396,356.23
Fred's Pharmacy	208,015.29
S.R. Evans, Jr., M.D.	181,200.96
Medical Center Pharmacy	179,625.39
Crick Medical Clinic Pharmacy	171,334.40
Brett Persons, M.D.	162,458.38
Edwin M. Meek, Jr., M.D.	154,085.73
E.M.S. Clinic R.H.C.	150,790.29
Michael T. Boler, M.D.	126,693.53
Valencia P. Martin, M.D.	111,540.61
Kidney Care, Inc., Greenwood	110,231.69
Durham's Drug Store	109,596.43
Crosstown Pharmacy	106,842.41
Sta-Home Home Health Agency - Grenada	101,389.51
Clyde Smith, M.D.	99,263.16
Eastgate Pharmacy	98,885.31
Barrett Hodges Drugs, Inc.	96,623.67
Economy Drugs	93,418.91
Eckerd Discount Drug	88,441.17
Frederick J. Bradshaw, M.D.	88,099.28
Paul Kosko, M.D.	77,276.92
Gene E. Crick, M.D.	69,418.54
Todd Fincher, D.M.D.	67,010.94
Raymond W. Browning, M.D.	49,135.75
Michael W. Coleman, M.D.	46,205.11
William B. Jones, M.D.	39,622.69
Caarl P. Bernet, M.D.	37,849.65
Michael H. Carter, Jr., M.D.	36,335.81
Donald Pierce, M.D.	35,168.73

Greenwood Radiology Group P.A.	30,412.01
A.R. White, Jr., M.D.	29,593.70
John Hey, M.D.	29,185.24
Eugene F. Webb, M.D.	28,271.63
S.H. Jeff Lambdin, M.D.	26,210.57
John A. Smith, Jr., D.D.S.	26,004.60
J.F. Lucas, Jr., M.D.	26,004.50
Fred M. Sandifer III, M.D.	25,311.21
Debbie Gregory, D.M.D.	24,431.77
Walter C. Moses, Jr., M.D.	21,113.89
Tallazoo Ambulance Service	18,183.19
James S. Robbins, M.D.	17,880.77
W. M. Hicks, M.D.	16,364.43
Kenneth L. Hines, M.D.	16,113.17
George J. Nassar, M.D.	15,100.75
James R. Hardin, M.D.	14,728.02
Perry M. Whites, D.M.D.	14,226.57
Frank P. Stainback, D.M.D.	11,784.85
Bolivar A. Sims, O.D.	11,041.41

LINCOLN

Res-Care, Inc. - Lincoln Residential Ctr.	\$2,204,263.06
Country Brook Living Center	1,087,138.95
Kings Daughters Hospital	799,056.29
Brook Manor Nursing Center	467,563.10
Haven Hall Nursing Center	397,999.32
Silver Cross Nursing Home	296,265.15
Super D Drugs 31	125,184.08
Bane Drug Center	95,172.32
Brandt Larue Baker, D.D.S.	65,598.00
Mac L. Baker, D.D.S.	59,141.35
Case's Pharmacy	57,669.94
Robert Watts Pharmacy	54,090.38
South Miss. Home Health, Inc., Region II	50,322.97
Baker's Pharmacy	42,762.49
Caleb W. Herndon, M.D.	39,620.31
Edwin Bert Bradford, M.D.	34,823.19
Rogers Discount Drugs, Brookhaven	28,577.38
David Hill Strong, M.D., P.A.	26,397.50
Vernon W. Doster, M.D.	24,632.94
Associated Radiology, P.A.	23,958.12
Brookhaven Drugs	23,834.60
Brookhaven Optical Dispensary	19,704.38
Joseph C. Hillman, M.D.	19,233.80
J.J. Breeland, M.D.	19,167.07
David N. Carner, M.D.	19,033.21
K & B Drugs #285	18,884.38
Medi-Care Pharmacy	17,054.56
Dan T. Keel, Jr., M.D.	15,284.80
Revco Drug #4707	15,138.51
Fred W. Smith, O.D., P.A.	14,713.25
Mark P. Smith, O.P.	13,927.07
Prentiss L. Smith, M.D.	13,335.32
Louie F. Wilkins, Jr., M.D.	12,106.92
Braxter Irby, M.D.	10,820.55

LOWNDES

Golden Triangle Regional Medical Center . . .	\$2,373,572.64
Aurora Australis Lodge	746,918.89
Magnolia Manor Nursing Home	493,232.80
Columbus Hospital	389,746.80
Frederick J. Hunter, M.D.	172,786.45
Southern Drugs	124,114.50
Columbus Path Lab	94,489.79
Medical Arts Pharmacy	77,479.51
Radiology Clinic	73,256.61
Super X Drugs MS-1	71,123.47
Thomas F. Adams, M.D.	70,481.28
James H. Sams, M.D.	64,511.94
Shelton's Pharmacy	57,407.81
Columbus Pathology Associates	56,738.52
Kidney Care, Inc., R.D.U. Col.	56,647.72
R. Franklin Colom, D.D.S.	54,408.02
Alford Drug Co.	53,389.77
Jessie C. Williams, M.D.	52,548.62
Revco Discount Drugs #2676	50,973.99
Maria M. Lovett, M.D.	45,374.12
Reeces Drug Store	44,858.38
John Robinson, D.D.S.	41,109.65
K & B Drugs #294	38,229.54
J.M. Griffith, M.D.	37,024.64
Jo Newall Robinson, M.D.	36,716.18
M.L.S. Gaines, M.D.	31,855.40
Charles B. Dahlke, M.D.	31,769.26
B.I. Sullivan, M.D.	30,913.33
William R. Ford, M.D.	30,858.91
Roberts Apothecary	27,809.00
Internal Medical, Columbus	24,459.04
Southern Sickroom Supply	23,939.95
William's Drug No.1	21,965.82
Gilbert O. Spencer, Jr., M.D.	21,954.78
Gibson's Pharmacy	21,402.93
Harco Super Drug #233	19,998.79
Laws Drug Store	19,273.47
Alexander's Home Health Association, Inc.	18,683.59
Jerry L. Stennett, M.D.	17,144.87
Joseph Boggess, M.D.	16,321.27
Gregory R. Nunez, M.D.	16,263.38
Health-Med, Inc.	15,854.21
Debra J. Gabriel, M.D.	14,237.30
Albert H. Laws, M.D.	13,912.87
Joseph Henry Avery, M.D.	12,176.59
James E. Gooch, O.D.	12,168.33
Jacob Skiwski, M.D.	12,030.84
Bernard H. Ellis, M.D.	11,487.61
James E. Brooks, O.D.	11,382.63
Wal Mart Pharmacy	10,289.45
Columbus Urology, P.A.	10,001.62

MADISON

Canton Manor	\$2,202,737.89
Madison General Hospital	881,216.63
Madison County Nursing SNF	662,022.11
Willard F. Bond Home	304,285.35
Canton Discount Drugs	256,137.62
Mississippi Discount Drug	223,841.83
Guy's Drug Store	214,596.50
Allen's Drug Store	198,423.12
Flora Discount Drugs	100,187.77
E.G. Spivey, Jr., D.D.S.	98,232.77
Mosby's Drug Store	68,002.46
William Truley, M.D.	58,398.29
Wesley F. Prater, M.D., P.A.	58,208.01
Hudson's Pharmacy	55,156.49
Louis Saddler, M.D.	43,280.80
Ruth R. Morgan, D.D.S.	43,078.60
Jacobs Drugs	40,220.82
Ridgeland Discount Drugs	35,466.66
Clyde McLaurin, M.D.	33,265.51
Terrel O. Bailey, M.D.	31,631.10
A. Alexandrou, M.D.	29,087.40
George D. Allard, M.D.	28,569.80
Joe W. Terry, M.D.	27,131.81
Madison General Hospital - Surratt	25,499.89
Kidney Care - Canton	25,057.76
Janice Bacon, M.Y.L.	21,845.85
W. Boyce Craig, O.D.	21,727.58
Madison-Yazoo Leake Health	21,202.00
Central Dialysis - Canton	19,925.81
Indira K. Veerisetty, M.D.	19,867.60
Women's Care Clinic - McFarland	17,480.58
Clinton Whittington, D.D.S.	15,533.95
Allan P. Durfey, Jr., M.D.	15,192.98
Alfred Fletcher, M.D.	14,166.60
H. D. Matthias, M.D.	10,695.33
Revco Discount Drugs #4238	10,020.02

MARION

Heritage Manor of Columbia	\$1,144,494.98
Methodist Hospital, Marion County	659,284.61
The Myrtles Health Care Facility	444,627.17
Cedars Convalescent Center, ICF	357,056.02
Sav on Drugs of Columbia	132,439.13
Cook & Fortenberry	102,780.12
Discount Drugs	100,043.35
Columbia Discount Drugs, Inc.	83,440.81
Taylor's Pharmacy	68,402.90
Shepard's Pharmacy	63,444.18
Family Clinic	55,081.31
Revco Discount Drugs #2691	40,867.28
Dick Thomae, M.D.	29,863.27

The Harris Drug Company	26,004.21
Eckerd Drugs #594	25,592.73
Tony L. Humphries, D.M.D.	23,008.25
Walker Brothers Druggist	21,149.38
Richard D. Celantano, M.D.	20,987.27
Oscar A. Smith, O.D.	19,521.36
Frank S. Hill, Jr., P.A., M.D.	17,356.99
D.W. Sturdivant, D.D.S.	14,623.65
Charles P. Bass, M.D.	12,650.66
Frank Fortenberry, M.D.	11,864.37
Martha L. Stevens, M.D.	10,476.76
Norman Ervin, M.D.	10,475.03

MARSHALL

Heritage Manor of Holly Springs	\$1,071,545.65
Marshall County Hospital	462,274.36
Tyson Drug Company	240,614.69
Scale Drug Company, Inc.	208,176.59
Byhalia Drug Company	98,466.99
Freeman's Pharmacy	89,311.81
Robert Tate, M.D.	78,701.82
Henley John Jones, D.D.S.	39,700.05
Brooks V. Monaghan, M.D.	28,301.76
Robinson's Drug Store	27,303.06
Benjamin L. Hammack, M.D.	27,115.15
Joseph A. Hale, D.D.S.	26,391.21
NEMHC Inc., Patterson	20,364.62
Marion V. Green, M.D.	18,793.18
Robinson's Drug Store	18,508.51
ER PHY Marshall County Hospital	14,885.08
NEMHC Inc./Evans	14,581.55
J.T. Jones, O.D.	14,142.82

MONROE

Hillcrest Manor	\$1,279,841.44
Amory Manor Nursing Home	1,132,004.04
Gilmore Memorial Hospital	906,139.10
Aberdeen Monroe City Hospital	251,884.90
Sav-On-Drugs	141,349.02
McDuffie Pharmacy	97,647.19
Hudson Drugs, Inc.	87,119.66
Harco Drug, Inc. #225	71,127.65
Melvin R. Holman, M.D.	54,495.18
Senters Drug, Inc.	53,372.50
L.F. Pinkley, Jr.	51,285.55
Peoples Drug Co.	50,071.87
Harco Super Drug	43,242.85
Tom Elmore, M.D.	42,634.03
Fred's Pharmacy	41,690.93
John D. Seay, M.D.	36,183.44
John N. Turnage, M.D.	34,143.20
Robert E. Coghlan, M.D.	33,030.04
William T. Oakes, M.D.	32,503.35
Hamilton Pharmacy	30,358.06
Charles A. Sisson, Jr., M.D.	30,331.04

James P. McVaugh, D.M.D.	22,216.45
Terry W. Odom, M.D.	21,366.61
Super Sav on Drugs	18,032.03
Wendell H. Stockton, M.D.	15,326.12
Joe S. Pulliam, M.D.	13,969.91
Smithville Drug Company	13,365.99
Roger D. Ratliff, M.D.	12,685.78
Danny Moore, M.D.	12,043.42
Robert J. Cole, M.D.	10,877.22
Roger Wright, D.M.D.	10,491.90

MONTGOMERY

Winona Manor Nursing Home	\$1,054,468.50
Tyler Holmes Hospital	633,860.54
Kilmichael Drug Store	146,475.39
Kilmichael Hospital	124,273.51
Super G Drugs	101,476.38
Wm. A. Middleton, M.D.	99,799.06
Plaza Drug Store	83,957.90
Moorman's Drug Store	78,734.11
L.C. Henson, M.D.	46,446.81
Bozones Pharmacy	41,943.97
David L. Meadows, M.D.	32,566.23
Charles S. Watras, M.D.	32,550.92
Louie V. Harrison III	27,895.60
Sunder Jagwani, M.D.	27,508.45
Sav Mor Discount Drugs	13,200.89
Rebecca Hodges, M.D.	12,005.03

NESHOBA

Neshoba County Nursing Home	\$766,178.47
Neshoba County General Hospital	584,290.10
Hilltop Manor Nursing Home	565,211.28
Choctaw Health Center	548,687.54
Brown's Discount Drugs	135,521.12
Hamill Drug Store	96,433.75
Hospital Discount Drugs	93,932.36
Chandrashe Khar V. Joshi, M.D.	63,846.80
Southern Health Pharmacy, Inc.	58,060.38
Adkin's Pharmacy	55,606.88
Stribling Drug Store	47,008.04
John C. Mutziger, D.O.	46,145.96
Billy Gene Molpus, D.D.S.	39,239.18
Kidney Care, Inc., Philadelphia	32,682.34
Venkata S. Ganti, M.D.	23,194.39
William A. Davis, Jr., O.D.	23,099.91
Rudolph A. Posey, Jr., D.M.D.	19,081.28
Wal-Mart Pharmacy	19,006.38
Robert L. Moore, Jr., M.D.	15,896.21
Charles C. Cannon, M.D.	11,059.15
Rudolph A. Posey, D.D.S.	10,785.95

NEWTON

Conva Rest of Newton	\$1,036,532.67
Laird Hospital	606,544.51
Rush Hospital	274,504.35
McBeath Drug Store	72,880.97
Moore's Pharmacy	68,028.45
Wheeler Drug Store	59,134.31
William's Drugs	57,230.63
Super Discount Drug Center	56,604.17
Brown's Discount Drugs #2	55,833.67
Upton Drugs	44,954.60
Billy R. Shows, M.D.	42,374.10
James A. Hassell, M.D.	31,485.57
Dura-Quip Medical Equipment, Inc.	31,361.07
Oscar J. Briseno, M.D.	29,612.18
Alexander's Pharmacy, Inc.	28,499.74
Austin P. Boggan, M.D.	24,787.01
John G. Alexander, M.D.	21,734.20
David K. Dunigan, M.D.	19,707.65
Mr. Discount Drug #5 of Hickory	18,006.57
John B. Harrison, D.M.D.	17,435.97
Russell E. Belenchia, M.D.	15,438.95
William K. Nichols, M.D.	13,364.96
Charles Crenshaw III, M.D.	10,488.02
J. Lee Valentine, D.O.	10,205.71

NOXUBEE

Noxubee General Hospital	\$638,491.20
City Drug Store	203,843.62
B & O Pharmacy	155,128.95
Brooksville Pharmacy	120,032.87
Larry Morris, M.D.	112,839.86
Patrick H. Gill, M.D.	108,123.17
Glen Pugh, M.D.	100,625.93
Dudley E. Dickerson, D.D.S.	76,779.90
James C. Ratcliff, M.D.	60,966.30
Marjorie N. Williams, M.D.	56,927.84
William M. Adkins, D.D.S.	21,811.50

OKTIBBEHA

Rolling Hills Nursing Center	\$2,443,629.41
Oktibbeha County Hospital	1,748,685.84
Starkville Manor Nursing Home	1,043,735.83
Region 7 M.H.C. - Community	278,593.50
Starkville Discount Drugs	201,331.26
Leroy G. Howell, M.D., Ltd.	160,080.13
Thomas Pearson, M.D.	133,127.26
Booth Pharmacy	104,403.91
Will Locke, M.D.	81,066.90
Southdale Drugs	78,724.01
Starkville Clinic - Cobb	72,423.58
Rodney W. Waldrop, D.D.S.	70,663.87
Fieldco Discount Drugs	66,420.15

Wise Drug Store	55,273.09
Medical Center Pharmacy	52,006.90
Kermit D. Laird, M.D.	46,165.92
Thomas H. Price, M.D.	41,432.98
Harrison C. Walker, D.D.S.	39,041.07
Revco Discount Drugs #2638	36,898.01
Douglas L. Conner, M.D.	35,300.09
Harco Drug, Inc., #227	29,965.33
Wal-Mart Pharmacy 4112	28,355.70
David B. Wheat, M.D.	22,367.04
Thomas S. Parvin, M.D.	21,616.38
Walter D. Diaz, D.D.S.	19,628.90
John J. Hollister, M.D.	18,649.06
Russell Ray Lyle, M.D.	14,724.10
George G. Walker, M.D.	13,916.56
Leonard H. Brandon, Jr., M.D.	13,074.28
Barbara Fleetwood, M.D.	13,003.71
R.J. Orgler, M.D.	12,964.45
Martin M. Pomphrey, M.D.	12,493.75
W. Scott Sanford, M.D.	10,991.40
Ben Sanford, M.D.	10,404.52
Joe R. Bumgardner, M.D.	10,266.04

PANOLA

North Panola Reg. Hospital and ECF	\$1,522,020.65
Batesville Manor Nursing Home	945,625.83
South Panola Community Hospital	797,954.51
Physician Services, P.A.	122,856.09
Sullivans Drug Store	111,352.33
Usha Mehta, M.D.	111,332.14
Saverex Drugs	105,270.79
Haltom Drug Company	101,144.07
William C. Haire, D.O.	99,058.25
City Drug Store	87,616.63
Purnima R. Purohit, M.D.	83,917.74
Hilton M. Fairchild, M.D.	80,775.44
Mettetal Pharmacy	76,297.29
Mettesave Discount Drugs	71,212.56
Fred's Pharmacy	61,238.20
Henry D. Stone, M.D.	49,078.82
Bailey Walgreen Agency	47,627.15
Andy Garrott, D.M.D.	45,545.32
Crenshaw Pharmacy	43,205.12
John W. Tosh, M.D.	31,564.92
R.C. Purohit, M.D.	31,355.57
City Drug Store, Inc.	31,317.38
Willard E. Speed, M.D.	27,673.62
E.A. Steward, M.D.	21,528.09
Idah M. Cannon, M.D.	20,505.80
Piggly Wiggly Discount Pharmacy	19,717.33
Ben J. Moore, M.D.	16,596.42
Delta Home Caremed Equipment	15,393.06
David A. Ball, M.D.	15,370.68
Revco Discount Drugs #4297	14,275.36
Larry W. Herring, D.D.S.	13,453.70
Lowell G. Evens, Jr., D.D.S.	12,742.65
Kanwall Maniktahla, M.D.	11,030.85

PEARL RIVER

Crosby Memorial Hospital.....	\$1,573,394.04
Picayune Convalescent Center.....	1,059,706.42
Pearl River County Hospital and ECF.....	582,280.25
Picayune Drug Company.....	134,832.90
Leo E. Gibson, M.D.....	126,908.07
C.J. Blackburn, M.D.....	115,240.08
Pearl River Drug Company.....	102,956.45
Medical Arts Pharmacy.....	92,738.92
Boone's Pharmacy.....	67,199.55
Medical Center Pharmacy.....	55,483.66
Eckerd Drugs #532.....	53,986.34
City Drug Store.....	49,227.76
Thomas McRaney, M.D.....	46,214.21
Walker Pharmacy.....	45,399.42
Gibson Pharmacy, Inc.....	43,395.06
Lakshmi P. Nandiwanda, M.D.....	43,222.78
Donald R. Berry, M.D.....	41,921.61
Westside Pharmacy.....	38,939.15
Ashraf Tabataball, M.D.....	35,942.95
K & B Drugs #282.....	33,167.99
Leon L. McIntire, M.D.....	29,889.84
Franklin R. Hayden, M.D.....	29,489.07
Don C. Rudeen, M.D.....	28,288.26
Raymond Caillouette, M.D.....	26,730.48
Marc Chetta, M.D.....	25,194.57
James L. Schrock, D.D.S.....	24,504.62
Christopher V. Matthews, M.D.....	22,987.29
Wal-Mart Pharmacy #10-0970.....	22,694.70
Pearl River Dialysis Center.....	22,609.03
Richard N. Read, D.D.S., P.A.....	20,819.55
Dewitt L. Bolton, M.D.....	20,231.67
Richard Lee Long, M.D.....	19,367.16
Stanford A. Owen, M.D.....	18,687.26
Willie F. Stringer, M.D.....	12,889.23
Joseph N. Gardner, D.D.S.....	12,130.05
Hal Schrock, D.D.S.....	11,894.55
T.G. Hollis, O.D.....	10,318.05

PERRY

Perry City General Hospital.....	\$145,235.98
Beaumont Drugs.....	110,558.74
Strickland's Pharmacy.....	74,565.80
White's Discount Drugs.....	63,957.36
Harmon A. Foster, M.D.....	50,084.51
Edwin H. Cole, M.D.....	46,793.28
Strickland Cash & Save Pharmacy.....	31,528.41
William E. Moak, M.D.....	25,769.32
John M. Beaman, M.D.....	25,614.33
Stephanie C. Brundage, M.D.....	10,754.35

PIKE

South Mississippi Reg. Medical Center... \$2,782,050.73
Southwest Extended Care Center..... 990,837.60
McComb Extended Care Center..... 982,838.04

Region 11 M.H.C. - Southwest.....	308,100.50
Beacham Memorial Hospital.....	162,753.69
Gillis Drug Store.....	128,320.39
Corner Drug Store.....	126,370.17
Thrift Drugs.....	124,561.91
Edsel F. Stewart, M.D.....	86,040.69
Maria Gonzalez, M.D.....	84,743.87
South West Pharmacies, Inc.....	75,812.34
Henry J. Sanders, M.D.....	75,555.28
Sav On Drugs, Inc. #2.....	67,020.94
Fly's Drug Store.....	65,534.33
Medical Center Pharmacy.....	60,838.90
Kings Discount Drugs.....	57,390.42
Ledon Langston, M.D.....	52,835.96
Tom Carey, M.D.....	44,816.47
East McComb Discount Drugs.....	41,797.46
Magnolia Discount Drugs.....	40,712.23
Alva Dillon, Jr., M.D.....	40,406.87
B.L. Crawford III, M.D.....	39,178.90
Patrick E. Tarpy, M.D.....	38,378.26
E.J. Price, Jr., M.D.....	37,838.94
K & B Drugs #247.....	37,219.52
Will Austin, M.D.....	37,170.08
Shelby Smith, M.D.....	36,901.46
David R. Hubbs, M.D.....	36,123.29
Van R. Simmons, D.M.D.....	35,482.47
Durley Dean, M.D.....	30,542.63
C. Foster Lowe, M.D.....	30,053.89
James C. Boothe, M.D.....	29,008.68
Terry E. Westbrook, M.D.....	29,007.26
George H. Leggett, D.D.S.....	28,405.85
Gene Parker, D.D.S.....	27,482.80
R. Dale Davison, M.D.....	26,631.34
Rosalyn W. Gambrell, D.D.S.....	24,969.05
John Manning, M.D.....	24,600.32
John W. Boyd, M.D.....	23,777.16
William H. Meyer, M.D.....	23,369.73
Wendall B. Holmes, M.D.....	22,659.42
Donald E. Price, D.D.S.....	22,402.05
Julian T. James, Jr., M.D.....	20,466.21
Eckerd #592.....	20,210.34
William G. Gillies, M.D.....	19,866.75
Victor L. Walsh, D.D.S.....	18,772.54
South West Radiology Associates, Ltd.....	17,567.76
Henry L. Lewis III, M.D.....	17,027.95
Sidney O. Ross, Jr., M.D.....	16,612.73
Harry C. Frye, M.D.....	15,934.41
Benjamin Simo, M.D.....	15,743.41
South West Miss. Speech & Hearing Center..	15,413.90
Burrow Path Lab.....	15,279.57
James W. Pressler, M.D.....	14,811.95
Benton E. Hewitt, M.D.....	12,328.83
Thomas Jeffcoat, M.D.....	12,184.44
Steven C. Williams, M.D.....	12,090.88
John D. Morgan, M.D.....	11,552.29
Ralph L. Brock, M.D.....	11,293.76
Kent L. Kebert, M.D.....	10,733.73
Wayne Starnes, D.D.S.....	10,634.55

PONTOTOC

Graceland's of Pontotoc	\$523,344.48
Pontotoc Community Hospital	434,129.91
Sunshine Rest Home	259,155.72
North Miss. Med. Center - Pontotoc N.H.	172,686.80
Montgomery Drug Company	116,989.27
James R. Medlin, M.D.	85,449.76
Ramsey & Young Pharmacy	78,788.77
Pontotoc Health Services, Inc.	69,480.45
Foodway, Inc.	53,911.49
Furr Drug Company	44,959.13
James R. Medlin, M.D.	39,141.09
Whitworth-Ashmore Drug	39,043.05
Pontotoc Pharmacy	32,796.88
Wal-Mart Pharmacy 4164	23,687.90
James R. Hubbard, Jr., M.D.	22,364.70
John M. Patterson, M.D.	13,512.96
James W. Speck, M.D.	11,939.35

PRENTISS

Aletha Lodge N/H, Inc.	\$607,922.94
Baptist Memorial Hospital	453,412.98
N. Ms. Med. Ctr. Baldwin Nursing Facility	285,551.21
Cox Blythe Drug Company	130,695.31
Davidson Discount Pharmacy	68,523.09
Booneville Drugs	62,259.85
Hills Discount Drugs	57,307.47
Tom's Drug Store	57,253.16
Smith Drug Company	55,599.19
Baldwyn Discount Drug, Inc.	51,679.28
Jose Madara, Jr., M.D., P.A.	47,203.17
Houston Discount Pharmacy, Inc.	42,751.24
David G. Chase, M.D.	30,069.53
By Pass Apothecary	21,824.68
Fred's Pharmacy	20,542.40
Houston Drug Store	20,120.97
T. Joseph Putnam, M.D.	18,725.54
Ken Goodwin, D.M.D.	17,965.60
Jeff Scott Johnson, D.M.D.	14,378.45
Herman T. Palmer, M.D.	12,893.29
David N. Greenhaw, M.D.	12,601.03
Paul C. Ellzey, M.D.	11,374.13
Joseph L. Hurst, M.D.	10,710.34
Dwight A. Johnson, M.D.	10,260.45

QUITMAN

Quitman County Hospital	\$1,483,029.54
Quitman County Nursing Home	571,371.02
Quitman Drug Company	249,818.13
Stone's Drug Store	200,376.60
Salvador Petilos, M.D.	136,390.03
City Drug Store	98,377.35
James O. Goldman, D.D.S.	88,030.19
Richard E. Waller, M.D.	87,917.65

Sledge Drug Store	77,898.85
Marilyn Aiello, M.D.	42,333.16
Quitman Company Ambulance Service	39,254.86
Goly R. Henry, Jr., D.D.S.	38,309.50
Deporrs Health Center - Roman	28,265.77
Don's Pharmacy, Inc.	16,128.04
Marshal B. Lynch, M.D.	15,554.34

RANKIN

Mississippi State Hospital Nursing Homes	\$4,761,351.13
Hudspeth Center, ICF-MR	4,646,946.05
Crossgate Manor, Inc.	1,884,204.68
Rankin General Hospital	450,960.35
Mississippi State Hospital	394,380.88
Briar Hill Rest Home	362,975.24
Region 8 M.H.C. - Human Service	255,469.50
Polk Crossgate Discount Drugs	113,748.56
Brandon Discount Drugs, Inc.	107,971.60
Rhodes & Robby Drugs, Inc.	69,038.02
Mississippi Medical Products, Inc.	45,346.58
David's Discount Drugs	43,955.94
Perry's Drug Store	35,141.92
Jackson Eye Clinic - Bruce	30,238.35
Delton Moore Discount Drugs	29,556.96
Revco Discount Drugs #4251	28,453.93
Eckerd Discount Drugs 584	27,797.43
Don Gibson, M.D.	26,857.14
Super D Drugs 139	26,504.79
Home Health Care Federation, Inc.	25,002.68
Russell Dunn, M.D.	19,738.73
Bettie Knight, M.D.	19,159.75
Nancy Burrow, M.D.	15,417.87
Treasury Drug 7839	11,581.94
Polks Florence Discount Drugs	11,241.92
Rankin County Health Care-Crosby	10,689.05
Marty's Discount Pharmacy	10,687.24
Sandra F. Burford, M.D.	10,368.29

SCOTT

Scott County Nursing Home	\$1,000,671.32
West Scott County Hospital	202,337.53
South East Lackey Memorial Hospital	167,329.35
Mr. Discount Drugs-Forest	129,943.30
French's Pharmacy	103,467.46
Russell's Drug Co.	90,130.64
Family Discount Drugs	73,859.85
D & B Discount Drugs	57,814.64
Sta-Home HHA - Forest	56,016.14
Eckerd Drugs #599	55,316.46
Ott Drug Company	53,616.78
Carter's Pharmacy	47,356.26
Wally's Woodland Pharmacy	47,290.96
All Care Medical Oxygen Supply	37,932.77
Howard D. Clark, M.D.	35,935.86
Archie Howard, M.D.	31,398.47

Wm. M. Lewis, M.D.....	27,334.53
John Paul Lee, M.D.....	27,108.87
Harold L. Russell, Sr., D.D.S.....	20,795.90
Carleton Drug Store.....	20,680.49
Roger D. Woods, D.D.S.....	17,781.05
Sam Filligane, M.D.....	14,494.42
Timothy D. Ashley, M.D.....	13,743.19
Gayle Harrell, M.D.....	11,935.02
Randy Dawayne Eason, O.D.....	11,732.18
Sidney H. Dedeaux, Sr., M.D.....	10,853.13

SHARKEY

Heritage Manor of Rolling Fork.....	\$596,174.24
Sharkey Issaquena Hospital.....	445,549.11
Village Pharmacy.....	252,015.43
Dennis D. Bond, D.D.S.....	85,654.59
Danny W. Jackson, D.O.....	82,031.27
Windham's Discount Pharmacy.....	75,258.16
Robert H.F. Lynch, M.D.....	51,613.52
Deer Creek - Mitchell.....	24,081.58
Wilburn Lord, Jr., O.D.....	16,448.20
Windham's Pharmacy 2.....	16,293.65
Cary Christian Health Center.....	14,706.20

SIMPSON

Millcreek Rehabilitation ICF MR.....	\$1,996,233.51
W.L. Jaquith ICF/MR.....	1,620,022.56
Hillcrest Health Care Center.....	976,599.50
Simpson General Hospital.....	427,375.73
Magee General Hospital.....	393,530.11
Mendenhall Nursing Home.....	386,606.74
Service Rexall Drugs, Inc.....	124,119.72
McGuffee Drugs.....	104,611.64
Choctaw Discount Drugs.....	103,696.24
Gene Polk Pharmacy.....	81,413.83
Magee Discount Drug Store.....	59,858.45
Conva Rest of Mendenhall.....	54,814.89
Styrons Discount RX Shoppe.....	50,582.74
Mendenhall Drug Company.....	49,884.38
Patrick Pasco, D.O.....	48,201.40
Revco Discount Drugs #2602.....	44,754.74
R.S. Runnels, M.D.....	32,715.23
Dennis Adams, M.D.....	28,226.88
James H. Stuard, D.M.D.....	20,503.65
Paul W. Clark, O.D.....	19,701.48
W.G. Munn, M.D.....	19,374.96
Terry Ann Meadows, M.D.....	17,331.88
Chas Pruitt III, M.D.....	17,315.66
A.M. Chiemprabha, M.D., P.A.....	14,108.54
Ramon H. Rosenkrans, M.D.....	12,487.56
City of Magee Ambulance Service.....	12,007.13
Frank C. Wade, M.D.....	11,437.17

SMITH

Rolling Acres Retirement Center.....	\$1,072,187.65
Smith County General Hospital.....	186,385.23
Smith County General Hospital - Thompson.....	87,782.47
Little Pharmacy.....	76,934.50
Raleigh Pharmaceutical.....	76,062.19
Farmers Drug Co.....	56,947.37
Mize Discount Drugs.....	42,014.77
Randy's House of Medicine.....	32,286.14
Verlon E. Hughes, D.D.S.....	30,616.45
Phil D. Thompson, D.O.....	27,961.97
Ford's Rexall Drugs.....	26,933.01
Bound's Pharmacy.....	20,556.54
Robert E. Jennings, M.D.....	18,882.99
Vance Baucum, M.D.....	18,356.54
John R. Harper, M.D.....	17,333.70

STONE

Azalea Gardens Nursing Center.....	\$775,406.23
Methodist Hospital of Stone County.....	342,220.70
White's Pharmacy.....	88,424.30
County Discount Drugs.....	75,999.50
Ray L. Cooley, D.D.S.....	48,944.59
Wilson's Pharmacy, Inc.....	44,650.06
Carolyn Gerald, M.D.....	25,496.34
Hubert F. Campbell, M.D.....	20,165.98
Gordon S. McHenry, M.D.....	19,095.38
Roger R. Loose, O.D.....	15,634.11

SUNFLOWER

South Sunflower County Hospital.....	\$1,102,916.35
Ruleville Health Care Center.....	962,638.50
Heritage Manor of Indianola.....	608,934.95
North Sunflower Hospital.....	380,022.39
Person M. D.D.S., Den. Ser. P.A.....	181,188.38
Gilbow's Drug Store.....	172,469.94
Martin's Pharmacy.....	142,134.41
Travis Q. Richardson, M.D.....	109,556.66
Edward's Rexall Drugs.....	108,781.21
Spencer's Drew Pharmacy.....	100,203.40
William W. Dowell, M.D.....	97,651.36
Rawls Drug Store.....	86,257.75
Thomas P. Norsworthy, M.D.....	82,905.38
W. L. Prichard, M.D.....	78,331.50
Walter H. Rose, M.D.....	76,996.76
W. T. Martin, D.D.S.....	62,945.88
Warrens Childrens Service.....	58,813.00
Walter C. Gough, Jr., M.D.....	54,129.14
Parker's Pharmacy.....	51,395.96
Johnson's Family Value Drugs.....	50,466.96
Adelo Aquino, M.D.....	50,393.87
Spencers Drugs.....	46,670.60
Guy H. Robinson, M.D.....	46,172.51
Magic Mart Pharmacy.....	45,062.89

Lee Pharmacy	45,025.71
Toufik Tabbara, M.D.	42,883.16
Robert N. Hurt, M.D.	33,575.95
Fred's Pharmacy	32,960.57
William Hood, D.D.S.	32,824.71
South Sunflower Co. Hospital - Luciano	31,638.47
Donald Drug Company	30,149.95
Lowell Jones, Jr., O.D.	29,756.06
Collins Drug Store	24,028.80
Horne Drug Store	20,356.48
Chas M. Dorrrough, Jr., M.D.	19,776.64
Ellis W. Bernard, O.D.	19,715.46
Steve Wooten, D.D.S.	18,661.60
David L. Rogers, O.D.	13,512.67

TALLAHATCHIE

Tallahatchie General Hospital and ECF	\$684,930.58
Sumner Drug Store	136,244.87
William Lewis, M.D.	129,948.45
W & D Pharmacy - Sumner	109,771.16
Southern Discount Drug	103,007.29
Woods Drug Store, Inc.	96,475.75
Charleston Drug Company	93,262.54
Sumner Dental Clinic - Wilson	86,817.17
W & D Pharmacy - Webb	54,995.86
Frank-Tarsi, Mary, M.D.	47,018.04
Charles L. Nause, D.O.	36,806.59
W & D Pharmacy - Tutwiler	33,745.00
S. Anne Brooks, D.O.	32,486.61
Theodore T. Lewis, M.D.	30,301.95
Ronald F. Roberson, D.M.D.	29,230.20
John M. Cross, M.D.	26,506.23
William R. Bolen, M.D.	25,916.35
Mid Delta Home Health, Inc.	11,019.96

TATE

Senatobia Convalescent Center	\$935,233.40
Senatobia Community Hospital	792,360.12
D. D. Sidhu, M.D.	99,953.23
Senatobia City Drug Company	90,122.18
Coldwater Pharmacy	85,963.48
May's Pharmacy	85,807.03
Community Discount Pharmacy, Inc.	75,533.19
Fred's Pharmacy	71,211.68
Black & Marlowe	52,461.85
Hugh M. Monteith III, D.D.S.	48,460.50
Pravin P. Patel, M.D.	42,100.06
John D. Rogers, D.D.S.	39,996.17
Elliott W. Tucker, Jr., M.D.	37,461.89
Southern Discount Drugs	30,582.47
Amornral Aftandilian, M.D.	26,626.90
Wilkins W. Dedwyler, M.D.	24,781.85
James A. Tucker, M.D.	24,272.75
Ethelyn Smith, M.D.	22,892.80
James S. Manning, M.D.	20,745.10

Emil E. Aftandilian, M.D.	18,630.88
W. Grady Marlow, M.D.	18,527.33
John L. Black, M.D.	15,958.65
Varner Drug Company	14,619.41
Wal Mart Pharmacy 4155	13,641.72
Audie M. Adams, M.D.	12,789.56

TIPPAH

Ripley Manor	\$1,250,026.30
Rest Haven Nursing Home	524,433.56
Tippah County Hospital	428,149.49
Ripley Drug Company	123,316.59
Hollis Discount Pharmacy	109,944.46
City Drug Company, Inc.	99,162.53
James Discount Drugs	89,118.74
Blue Mountain Cl. Drugs	84,101.22
Lock's Drug Store	78,461.28
Duncan's Pharmacy	65,142.76
Tippah Discount Pharmacy	25,525.75
Terry's Discount Medicine Shoppe	23,671.14
E. George Farrell, M.D.	23,237.97
Thomas L. Ketchum, M.D.	18,401.89
Horton Taylor, Jr., M.D.	17,633.04
Charles M. Elliott, M.D.	17,364.75
Tommy T. Simpson, M.D.	17,079.28
Gerald M. Walden, M.D.	11,894.90
Troy Cappleman, M.D.	10,893.37

TISHOMINGO

Pickwick Manor	\$1,098,975.11
Tishomingo Health Services	440,972.68
Super B. Drugs #121	148,214.31
Yarber Drug Store	88,137.85
Rushing Drug Company	74,005.32
Iuka Discount Drugs	55,633.61
Curtis Brothers Drug Store	46,345.65
Kelly S. Segars, M.D.	27,021.96
Kenneth Draper, M.D.	23,990.06
K. Scott Segars, Jr., M.D.	22,146.83
Gatlin's Pharmacy	20,996.86
Alphonsus Flannery, M.D.	19,725.31
Ben Earl Kitchens, M.D.	18,345.72
Henry P. Kellum, D.D.S.	14,330.00

TUNICA

Tunica County Hospital	\$205,858.72
Tunica Quality Drugs, Inc.	185,760.43
Tunica Pharmacy, Inc.	171,839.51
T. L. Turpin, D.D.S.	19,810.65
A. E. Henry Health Center Miller	17,168.01
A. E. Henry Health Center/Savare	13,241.07

UNION

Union County General Hospital	\$1,752,513.08
Roselawn Nursing Home	1,036,004.12
Hospital Pharmacy	107,095.18
Harco Super Drug #224	97,039.05
Jimmy R. Chism, M.D.	92,578.37
David J. Williams, M.D.	91,446.88
Samuel Creekmore III, M.D.	83,214.09
Catt Drugs	68,815.79
Gray Drug Company	62,464.87
Medical Center Pharmacy	61,941.58
Eastgate Pharmacy	51,528.08
New Albany Surgical Group	26,521.87
Stephen M. Shirley, M.D.	20,218.24
Eddie E. Bramlett, M.D.	18,546.46
Anna Eugenia Mize, M.D.	17,227.76
Family Medical Clinic	16,682.92
Thomas A. Shands, M.D.	16,349.23
Kenneth R. Cargile, M.D.	15,506.22
Bruce A. Bullwinkel, M.D.	15,191.63
Union County Gen. - Mize	14,459.85
Thomas F. Barkley, M.D.	12,681.91
Richard H. Russell, M.D.	12,176.51
David B. Ellis, M.D.	11,441.74
James L. Thornton, M.D.	11,185.90

WALTHALL

Tylertown Extended Care Center	\$665,251.80
Walthall County General Hospital	664,874.48
Billdora Nursing Home, Inc.	317,465.65
Holmes Discount Drugs	190,865.84
Kanta P. Butani, M.D.	174,496.95
Pigott's Drug Store	141,295.63
Breland Drug Company, Inc.	124,661.18
Posavnik S. Ganaraj, M.D.	41,705.00
Roger A. Stroud, Jr., D.M.D.	34,989.05
Harish M. Madnani, M.D.	32,918.32
Santhosh Reddy, M.D.	27,828.45
B. M. Mitchell, D.D.S.	17,259.85
Walter W. Crawford, M.D.	16,118.17
J. K. Speed, D.O.	13,586.70
B. L. Crawford, Jr., M.D.	12,696.36
John C. Barrett, D.D.S., P.A.	10,511.95

WARREN

Mercy Regional Medical Center	\$1,845,925.82
Vicksburg Medical Center	963,342.84
Vicksburg Trace Haven	906,180.37
Vicksburg Convalescent Home	843,542.28
Shady Lawn Nursing Home	462,916.19
Durst Discount Drugs	131,689.14
Kuhn Memorial State Hospital	126,015.15
People's Drug Store, Inc.	113,655.54
County Market Medi-Save Pharmacy	104,010.28

Haworth Home Health	100,613.82
Battlefield Discount Drugs	83,809.50
Jennifer O. Hicks, M.D.	83,386.92
Corner Drug Store	81,617.84
Colonial Discount Drug	79,863.20
Region 15 MHC-Warren/Yazoo/Leake	63,261.75
John Cofield Stephan, M.D.	49,845.71
Geri L. Weiland, M.D.	44,874.69
Deborah Smith, M.D.	35,755.34
Calvin P. Poole, Jr., M.D.	35,344.38
Gene T. Walker, M.D.	34,129.06
Ollie Hardoway, Jr., D.D.S.	31,681.15
Theodore Mark Bedillion, M.D.	28,268.35
Donald Jackson, D.D.S.	24,843.20
Clay Street Drug Store	23,765.01
Kidney Care - Vicksburg	23,372.71
David Reed, D.D.S.	22,197.90
Walgreen Co.	20,941.79
Vicksburg Warren - Spruiell	20,585.98
Namihira Yoshinobu, M.D.	20,150.51
J. M. Ross, M.D.	19,480.87
Paul Pierce, M.D.	19,048.47
Gerald M. Rankin, M.D.	18,565.26
Treasury Drug Center #7850	18,076.94
James W. Cook, M.D.	17,712.67
Daniel Dare, M.D.	16,985.76
F. Lamar McMillin, M.D.	16,426.50
Paul E. Ballard, D.M.D.	15,965.10
Vicksburg Warren - Shaw	14,761.49
Gordon W. Sluis, M.D.	13,960.63
Vicksburg Heart Clinic - Taylor	13,136.71
Henrick K. Kuipper, M.D.	12,327.43
Jerry Ted Russell, M.D.	11,862.69
J. R. Barres, M.D.	11,497.69
John R. Ford, M.D.	11,501.17
C. Chris Collins, O.D.	11,402.92
Super G. Discount Drugs	11,376.57
Vicksburg War Comm. HC Pharmacy	11,356.91
Waverly C. Artz, D.D.S.	11,182.95
Karl W. Hatten, M.D.	11,036.23
James W. Allison, Jr., M.D.	10,973.90
Walter E. Johnston, M.D.	10,670.58
John E. Evans, M.D.	10,518.81
William C. Porter, Jr., M.D.	10,326.33

WASHINGTON

Delta Medical Center	\$2,791,719.61
King's Daughters Hospital	1,227,115.57
Greenville Convalescent Home, Inc.	1,200,766.27
Mississippi Extended Care of Greenville	1,019,467.27
Arnold Avenue Nursing Home	422,422.65
South Washington County Hospital	415,563.84
Patrick S. Hsu, M.D.	376,136.64
Autumn Leaves Nursing Home	365,161.42
Correro Pharmacy	364,880.41
Region 5 MHC-Delta	338,331.87

City Drug Store.....	241,823.06
Sanders Pharmacy #2.....	181,342.11
P. D. Condon Drug Store.....	164,661.46
Condon East Union Pharmacy.....	142,458.30
Edward J. Hill, M.D.....	138,523.43
John M. Estess, M.D.....	125,484.86
William H. Spragins, M.D.....	124,501.43
Kidney Care Greenville RDU.....	105,052.06
Greenville Hdale Clinic.....	98,904.01
Peoples Drug Store.....	96,587.23
Hollandale Clinic.....	95,773.29
Sidney Prosser, M.D.....	93,879.80
Eckerd's Drug.....	92,303.50
Paul D. Jackson, M.D.....	81,809.88
Mississippi Reg. Home Health Care.....	70,474.67
Turner's Pharmacy.....	69,537.90
Matthew J. Page, M.D.....	61,526.31
Willie B. Lucas, M.D.....	59,900.02
Azlin Drug Store.....	55,600.88
Charles H. Burton, Jr., D.D.S.....	55,529.30
Robert T. Love, Jr., M.D.....	50,442.04
Super D. #126.....	49,742.10
Greenville Emergency Medical - Mansou.....	47,959.13
Sanders Pharmacy #1.....	44,184.57
William A. Williamson.....	43,386.89
Clarence B. Clark, Jr., D.D.S.....	35,878.35
Euel Glade Tutor, Jr., M.D.....	35,146.16
W. C. Yarbrough, M.D.....	34,106.10
Robert Z. Fialko, M.D.....	32,035.02
John P. Schilling, M.D.....	30,592.61
Kroger Food & Drug #950.....	30,379.75
Village Pharmacy.....	29,784.05
Delta Discount Drugs.....	28,592.04
Henry B. Grochau, M.D.....	27,920.28
Clarence B. Clark, D.D.S.....	26,376.60
Thomas H. Simmons, M.D.....	26,292.70
Robert Oliver, M.D.....	26,208.14
Sanders Pharmacy, Inc.....	26,185.60
Kenneth J. Hayles, M.D.....	25,887.69
Alice M. Quinif, M.D.....	25,882.70
James M. Huoni, D.M.D.....	25,718.05
Condon's Fairview Pharmacy.....	24,336.38
James Tutor, D.M.D.....	23,126.61
Robert P. Bowman, M.D.....	22,835.68
Thomas G. Salmon, Jr., D.D.S.....	22,330.79
Benella Oltremari, M.D.....	21,914.17
Billy G. Dowdy, M.D.....	21,059.42
Jack A. McNeil, M.D.....	20,715.49
Wilton V. Byars II, M.D.....	20,109.35
Brunswick R. Wong, M.D.....	19,588.09
John A. Tanksley, M.D.....	19,418.94
Joseph S. Bennett, D.D.S.....	17,151.00
Phillip Doolittle, M.D.....	16,985.64
John C. Sandefur, M.D.....	16,872.85
Hugh A. Gamble II, M.D.....	16,208.36
William P. Stanfill, O.P.....	16,146.29
Sanders Pharmacy #3.....	15,352.83

Lenoir and Lee.....	14,941.83
A & A Home Health Equipment, Inc.....	14,532.59
John D. Locwerens, M.D.....	14,368.64
Kelly D. Alexander, Jr., D.D.S.....	14,262.05
Ben P. Folk III, M.D.....	13,363.33
M. J. O'Neal, M.D.....	13,310.88
James R. Beckham, M.D.....	12,844.55
David B. Kelly, M.D.....	10,166.38
James B. Yandell, Jr., M.D.....	10,074.13

WAYNE

Wayne General Hospital.....	\$1,144,901.68
Restful Acres Nursing Home.....	469,347.61
Stanley Pharmacy, Inc.....	161,436.41
Cooley's Drugs.....	110,629.99
Arthur E. Wood III, M.D.....	103,616.58
Lab Discount Drugs, Inc.....	101,134.65
Clanton Drug Company.....	80,120.21
Bonner Discount Drugs.....	54,578.71
W. W. Walley, M.D.....	52,048.53
Lomax Discount Drugs.....	51,447.81
John H. Barrow, D.M.D.....	45,921.40
James P. Wood, M.D.....	44,792.63
Harry Turner, Jr., M.D.....	38,662.24
David L. Rice, D.M.D.....	38,370.70
Cirila L. Reyes, M.D.....	33,722.65
W. D. Young, M.D.....	31,458.94
Daniel C. McLeod, M.D.....	31,246.05
Garey A. Bonner, D.M.D.....	28,706.60
Wal Mart Pharmacy 4785.....	28,343.54
Arthur E. Wood, Jr., M.D.....	27,244.13
Joseph D. Stringer, D.D.S.....	22,598.01
Walley's Clinic, P.A./Powell.....	22,000.56
Walley's Clinic, P.A./Walley.....	20,699.81
Douglas Tillery, D.D.S.....	17,891.46
Wayne Medical Equipment.....	14,424.37

WEBSTER

Eupora Health Care Center.....	\$783,283.65
Webster General Hospital.....	452,738.16
Murphy Drug Company.....	170,104.70
Foodway Family Pharmacy.....	70,088.64
Charles A. Ozborn, M.D.....	60,587.57
James E. Booth, M.D.....	28,407.54
Embry Drug.....	27,792.54
William B. Gifford, M.D.....	22,124.47
Embry Drug Company.....	18,658.45
Robert Hugh Curry, M.D.....	17,511.46
Daniel D. Hill, D.M.D.....	17,270.25
Home Care Medical Products.....	14,431.21
C. P. Tillman, Jr., O.P.....	12,653.66

WILKINSON

Centreville Health Care Center	\$869,384.87
Field Memorial Community Hospital	788,641.25
Marten's Drug Store	172,791.42
City Drug Store	93,240.89
Catchings Clinic - Owens	89,794.99
Thomas Lobrano, D.D.S.	81,800.20
Centreville Drugs	50,379.05
Catchings Clinic - McGraw	49,810.64
Richard J. Field, Jr., M.D.	46,646.14
T. Delton Moore, D.D.S.	42,536.40
Jack Quinn Causey, M.D.	36,885.10
Field Clinic Pharmacy	32,954.61
Richard J. Field III	26,159.49
Catchings Clinic - Lewis	24,550.35
Aubrey H. Nichols, M.D.	20,513.01

WINSTON

Winston County Community Hospital	\$729,488.60
Winston County Nursing Home	679,597.08
Trj County Nursing Home	390,044.44
Dan's Discount Drugs	162,084.33
Tabor Drugs	104,224.91
Charley McCool Pres. Gift	98,138.08
Augustus P. Soriano, M.D.	76,720.46
David P. Richardson, M.D.	58,105.75
F. Horton Griffin, D.D.S.	53,704.00
Robert T. Land, D.D.S.	47,919.80
Tillman Eastgate Pharmacy	43,653.18
Noxapater Discount Drugs	41,806.32
Wal-Mart #4183	26,517.25
Danny R. Clifton, O.D.	18,062.09
James E. Calloway, M.D.	17,020.56
Glenn Peters, M.D.	16,728.77
Michael I. Ard, M.D.	16,607.33
Scott's Pharmacy	16,055.88
Ben Crawford, O.D.	13,441.86

YALOBUSHA

Yalobusha County Nursing Home	\$368,353.29
Yalobusha General Hospital	189,500.80
Turnage Drug Store	95,798.74
Walley's Super Drug, Inc.	61,603.30
The Drug Store	57,828.95
Andy Jones, D.D.S.	26,862.59
Joy Discount Drug	17,617.81
Ralph J. Criss, Jr., M.D.	13,366.34
Barry L. Weeks, D.M.D.	10,932.35
C. K. Bailey, D.D.S.	10,854.95
Rayford N. Edgar, O.D.	10,163.29

YAZOO

Heritage Manor of Yazoo City	\$1,572,424.53
Kings Daughters Hospital	547,540.39
Essco Discount Drug Center, Inc.	199,998.13
William N. Nelson, Jr., D.D.S.	172,196.07
Webb's Pharmacy	154,248.15
Vanjon's Pharmacy	145,038.65
Webb Nagle Drug Company	78,493.52
Daniel D. Gambrell, M.D.	72,929.21
Physicians & Surgeons Pharmacy	71,176.31
K. & B. Drugs #284	52,352.43
Magolia A. Castilla, M.D.	39,753.02
Roland H. Stevens, O.D.	32,852.24
Marion L. Sigrest, M.D.	32,449.09
Harry L. Dowdy, M.D., P.A.	28,406.06
David Gilder, M.D.	25,126.90
Yazoo Health - Crowell	21,115.93
Will P. Thompson, M.D.	20,517.52
Alvin Rembert, D.M.D.	18,709.35
Madison/Yazoo/Leake Health Care	17,646.01
Cole Adams, M.D.	15,098.29
Vera Goode, M.D.	13,893.28
William P. Thompson, M.D.	13,712.87
Swayze Pharmacy	13,141.35

