

**OFFICE OF THE GOVERNOR
DIVISION OF MEDICAID**





STATE OF MISSISSIPPI
OFFICE OF THE GOVERNOR
DIVISION OF MEDICAID

Ray Mabus
Governor

Honorable Ray Mabus
Governor of the State of Mississippi
and
Members of the Mississippi State Legislature

Ladies and Gentlemen:

We submit herewith the Eighteenth Annual Report of the Division of Medicaid covering the fiscal year ended June 30, 1987. It is being submitted in accordance with requirements of Section 43-13-127 of the Mississippi Code of 1972, as Amended. In it, we have attempted to provide a broad range of factual information about Mississippi's Medicaid Program in an effort to keep you and the general public fully informed.

We wish to acknowledge the vital roles played by the State Department of Public Welfare; the State Department of Health; the Mississippi Foundation for Medical Care; and the Medicaid fiscal agents, Electronic Data Systems (EDS) and Blue Cross/Blue Shield of Mississippi, in the ongoing administration of the Medicaid Program. We also wish to acknowledge the health professionals in our State who provide the necessary health services and who offer technical assistance to the Medicaid Program through its advisory committees.

On behalf of approximately 385,567 Mississippians who are being helped through the Medicaid Program, we wish to thank the Governor and the Members of the Legislature for continuing to make these services available.

Respectfully,

A handwritten signature in cursive script, appearing to read "J. Clinton Smith".

J. Clinton Smith, M.D., M.P.H.
Director

JCS/zm vb

TABLE OF CONTENTS

Medicaid Coverage in Mississippi

Introduction	7
Medicaid Eligible Persons	8
Eligibles by County of Residence	10
Medicaid Recipients	12

Program Administration

Federal/State Financial Responsibility	13
Program Integrity	17
Claims Payment	18

Expenditures

Expenditures by Type of Service	19
Expenditures by Program Category of Eligibility	21
Payments Made to Providers by County	23
Payments for Recipients by County of Residence	24
Payments Made to State Health Agencies and Institutions	25

Services

Physicians	25
Prescribed Drugs	28
Nursing Home Services	29
Inpatient Hospital	30
Outpatient Hospital	31
Dental	31
Family Planning	31
Early and Periodic Screening, Diagnosis and Treatment	31

Appendix	32
----------------	----

INTRODUCTION

Medicaid is a program of medical assistance for the needy administered by the states using State appropriated funds and Federal matching funds within the provisions of Title XIX of the Social Security Act as amended. In Mississippi, the Medicaid program began on January 1, 1970. The program is administered in Mississippi by the Division of Medicaid, Office of the Governor by authority of Section 43-13-101 et seq. of the Mississippi Code of 1972.

The medical care provided by the state programs varies widely from state to state. A few states limit coverage to those services required by the Social Security Act while several states cover all permissible services. During Fiscal Year 1987, Mississippi provided coverage for six optional services in addition to the nine mandatory services. Services provided in Mississippi were:

Mandatory Services:

- Inpatient Hospital Services
- Outpatient Hospital Services
- Other Laboratory and X-Ray Services
- Skilled Nursing Home Services
- Physician Services
- Early and Periodic Screening, Diagnosis and Treatment Services (for age 17 and under)
- Home Health Services
- Family Planning Services
- Rural Health Clinic Services

Optional Services:

- Prescribed Drugs
- Dental Services (Emergency extractions for adults)
- Intermediate Care Facility Services
- Eyeglasses (necessitated by eye surgery)
- Christian Science Sanatoria Care and Services
- Emergency Ambulance Services
- Home and Community Based Services

MEDICAID ELIGIBLES

In the text of this report, the term eligible refers to a person who is entitled to receive medical assistance in accordance with Mississippi Code Section 43-13-115 as amended and has been certified as having met the necessary requirements to receive Medicaid benefits. Individuals who can receive Medicaid benefits are:

- Supplemental Security Income (SSI) recipients; aged, blind or disabled as certified by the Social Security Administration
- Aid to Families with Dependent Children (AFDC)
 - Children within the families (AFDC Children)
 - Caretaker relatives for the children (AFDC Adults)

In addition to the above-described AFDC recipients, statutory extension of AFDC category coverage includes the following groups:

- Certain pregnant women and children under eighteen (18) years of age who meet the financial criteria of the AFDC program on income and resources.
- Pregnant women who would be AFDC if the child were born.
- Children in the custody of the State Department of Public Welfare who are in foster family homes or child caring institutions
- Children for whom the State Department of Public Welfare makes subsidized adoption payments.

Eligibility for these individuals is certified by the State Department of Public Welfare.

- Medical Assistance Only (MAO) aged, blind or disabled individuals who would be SSI eligible except for certain Social Security cost-of-living increases or individuals who are in long-term institutional placement, i.e., nursing homes, hospitals, and whose income is less than \$1,020.00 a month. Eligibility for this group is certified by the Division of Medicaid Regional Offices.

Medicaid eligibility certification is represented by a Medicaid Identification Card, valid for one month only. The fiscal agent for the Division of Medicaid mails a new card monthly to each eligible person or family. Information contained on the Medicaid Card includes individual's name, unique identification number and current period of eligibility. It must be shown to the provider each time a medical service is requested.

During Fiscal Year 1987, 385,567 persons in Mississippi were eligible for Medicaid benefits. The length of eligibility periods for these persons covered all possibilities from one month to the entire year. Table 1 gives the eligibility count with the corresponding percentages for the program categories. In Table 2, the monthly number of eligibles is shown by program category.

TABLE 1

TOTAL NUMBER OF PERSONS ELIGIBLE AND MONTHLY AVERAGE NUMBER OF PERSONS ELIGIBLE WITH PERCENTAGE DISTRIBUTION BY PROGRAM CATEGORY FOR FISCAL YEAR 1987

Program Category	Total Number of Eligible Persons	Percent of Total	Monthly Average Number of Eligible Persons	Percent of Total
Total	385,567	100.0	303,846	100.0
Aged	63,580	16.5	56,666	18.6
Blind	1,933	0.5	1,762	0.6
Disabled	69,363	18.0	61,886	20.4
AFDC Children	157,160	40.8	118,537	39.0
AFDC Adults	69,757	18.1	52,611	17.3
CWS Foster Care	1,263	0.3	826	0.3
Optional Categorically Needy	22,511	5.8	11,558	3.8

TABLE 2

NUMBER OF PERSONS ELIGIBLE FOR MEDICAID SERVICES BY MONTH AND BY PROGRAM CATEGORY FOR FISCAL YEAR 1987

Month	Total	Aged	Blind	Disabled	AFDC Children	AFDC Adults	CWS FOSTER CARE	Optional Categorically Needy
July	291,276	57,505	1,771	61,103	112,210	49,803	803	8,081
August	294,666	57,459	1,775	61,129	113,982	50,589	805	8,927
September ..	296,101	57,229	1,775	61,428	114,547	50,840	798	9,484
October	301,156	56,991	1,774	61,814	117,205	52,019	833	10,520
November ...	302,781	56,838	1,763	61,764	118,373	52,538	817	10,688
December ...	305,446	56,754	1,759	61,831	119,640	53,100	832	11,530
January	307,897	56,282	1,759	62,084	120,781	53,607	804	12,580
February	312,210	56,210	1,763	62,484	122,577	54,404	801	13,971
March	311,309	55,746	1,744	62,321	122,105	54,194	853	14,346
April	316,142	55,963	1,753	62,970	124,202	55,125	870	15,259
May	317,095	55,801	1,753	63,090	124,736	55,362	880	15,473
June	317,333	55,797	1,752	63,234	124,860	55,417	867	15,406
Monthly Average	307,118	56,548	1,762	62,104	119,602	53,083	830	12,189

ELIGIBLES BY COUNTY OF RESIDENCE

The population estimates for 1987 (as computed by the Bureau of the Census, U.S. Department of Commerce) and the number of persons eligible for Medicaid on June 30, 1987, are listed by counties in Table 3. The census figures are the latest available. Tunica had the highest percent of Medicaid eligibles with 40.2 percent, and Rankin County had the lowest percent, 5.3 percent.

TABLE 3
BUREAU OF CENSUS POPULATION
FOR MISSISSIPPI COUNTIES AND
NUMBER OF PERSONS ELIGIBLE FOR MEDICAID FOR FISCAL YEAR 1987.

County	County Population	Number of Medicaid Eligibles	Percent of Population
Adams	39,000	6,597	16.9
Alcorn	32,600	3,671	11.3
Amite	13,300	2,033	15.3
Attala	19,600	3,037	15.5
Benton	8,500	1,398	16.4
Bolivar	44,100	13,255	30.1
Calhoun	15,400	2,099	13.6
Carroll	9,700	1,521	15.7
Chickasaw	18,000	2,369	13.2
Choctaw	8,900	1,442	16.2
Claiborne	12,000	2,544	21.2
Clarke	17,000	2,295	13.5
Clay	21,900	3,825	17.4
Coahoma	35,600	10,876	30.5
Copiah	26,600	4,736	17.8
Covington	16,400	2,920	17.8
DeSoto	63,600	4,113	6.4
Forrest	68,300	8,609	12.6
Franklin	8,800	1,517	17.2
George	16,400	1,618	9.8
Greene	9,700	1,598	16.4
Grenada	20,500	3,461	16.8
Hancock	31,600	3,076	9.7
Harrison	172,600	15,388	8.9
Hinds	259,900	33,822	13.0
Holmes	22,900	8,487	37.0
Humphreys	13,800	3,872	28.0
Issaquena	2,300	502	21.8
Itawamba	20,500	1,553	7.5
Jackson	128,200	10,789	8.4
Jasper	16,900	2,825	16.7
Jefferson	8,800	2,449	27.8
Jefferson Davis	14,400	2,784	19.3
Jones	63,000	7,147	11.3
Kemper	10,100	1,813	17.9
Lafayette	30,500	2,601	9.5
Lamar	27,300	2,598	8.5
Lauderdale	77,500	9,764	12.5

TABLE 3 (Continued)

County	County Population	Number of Medicaid Eligibles	Percent of Population
Lawrence	13,100	1,844	14.0
Leake	18,900	3,012	15.9
Lee	62,100	5,201	8.3
Leflore	41,300	9,475	22.9
Lincoln	31,400	4,167	13.2
Lowndes	60,200	7,148	11.8
Madison	50,000	7,905	15.8
Marion	26,900	4,418	16.4
Marshall	33,200	5,634	16.9
Monroe	36,700	4,665	12.7
Montgomery	12,600	2,893	22.9
Neshoba	24,300	3,287	13.5
Newton	20,200	2,535	12.5
Noxubee	12,800	3,907	30.5
Oktibbeha	37,000	4,955	13.3
Panola	29,400	5,916	20.1
Pearl River	39,300	5,417	13.7
Perry	10,100	1,635	16.1
Pike	37,500	6,867	18.3
Pontotoc	22,300	1,914	8.5
Prentiss	24,800	2,256	9.0
Quitman	11,200	4,131	36.8
Rankin	82,100	4,369	5.3
Scott	26,000	3,664	14.0
Sharkey	7,700	2,536	32.9
Simpson	24,400	2,973	12.1
Smith	15,600	1,790	11.4
Stone	10,200	1,409	13.8
Sunflower	36,600	8,388	22.9
Tallahatchie	16,300	4,730	29.0
Tate	21,600	3,397	15.7
Tippah	18,800	2,481	13.1
Tishomingo	17,800	1,779	9.9
Tunica	9,000	3,616	40.2
Union	22,200	2,014	9.1
Walthall	13,600	3,171	23.3
Warren	51,400	6,650	12.9
Washington	70,700	17,434	24.7
Wayne	20,000	3,816	19.1
Webster	10,400	1,733	16.7
Wilkinson	10,200	2,639	25.9
Winston	19,200	3,591	18.7
Yalobusha	13,200	2,094	15.9
Yazoo	27,000	6,729	24.9

MEDICAID RECIPIENTS

During the Fiscal Year 1987, 334,900 different persons benefited from one or more of the medical services covered by the Medicaid Program. This was an increase of 18,291 persons or 5.8 percent from Fiscal Year 86. The distribution among the program categories remained relatively the same for the unduplicated totals. Table 4 illustrates the recipient distribution by program category while Table 5 shows comparison of recipients by type of service for fiscal years 1986 and 1987.

TABLE 4
RECIPIENT DISTRIBUTION BY PROGRAM CATEGORY FOR FISCAL YEAR 1987

Program Category	Number of Recipients	Percent of Total
Total	334,900	100.0
Aged	60,938	18.2
Blind	1,695	0.5
Disabled	63,268	18.9
AFDC Children	129,558	38.7
AFDC Adults	61,777	18.4
CWS Foster Care	938	0.3
Optional Categorically Needy	16,726	5.0

TABLE 5
RECIPIENTS OF MEDICAL SERVICES BY TYPE OF SERVICE FOR FISCAL YEAR 1986 AND FISCAL YEAR 1987

Type of Service	Fiscal Year 1986 Recipients	Fiscal Year 1987 Recipients	Percent of Increase or (decrease)
Total	316,609	334,900	5.78
Inpatient Hospital	67,510	66,741	(1.14)
Outpatient Hospital	122,699	143,957	17.32
Laboratory & X-Ray	39,007	43,419	11.31
Skilled Nursing Facility	7,259	7,564	4.20
Physicians	262,684	280,626	6.83
EPSDT	78,498	83,128	5.90
Home Health	4,073	3,149	(22.69)
Emergency Ambulance	891	2,108	136.59
Prescribed Drugs	249,436	265,842	6.58
Dental Care	81,082	83,784	3.33
Eyeglasses	15,541	4,891	(68.53)
Intermediate Care Facility	8,490	8,532	.49
Intermediate Care Mentally Retarded	1,620	1,650	1.85
Family Planning	31,503	33,854	7.46
Buy-In, Part B Medicare	94,422	95,835	1.50
Clinic Services	11,232	17,779	58.29
Home and Community	0	141	100.00

PROGRAM ADMINISTRATION FEDERAL/STATE FINANCIAL RESPONSIBILITIES

The Mississippi Medicaid Program is administered by the Division of Medicaid using funds appropriated by the State and Federal government. Federal matching rates vary considerably depending upon their use in providing medical services for eligibles or in meeting administrative costs of the program. The variation in matching rates is illustrated in Chart I.

During Fiscal Year 1987, the total administrative expense was \$11,872,835 with the Federal government paying \$7,423,583 or 62.5 percent. This total included all state agency cost and the cost of processing and paying claims by the Medicaid Fiscal Agents, EDS Federal, and Blue Cross/Blue Shield. The Administrative expenses for Fiscal Year 1987 were 3.1 percent of the total budget.

During Fiscal Year 1987, the FMAP (Federal Medical Assistance Percentage) for most medical services in Mississippi was 78.50 percent. A state's FMAP is a calculated percentage based on the state's per capita income.

Exceptions to the 78.50 percent FMAP for medical services were: Family Planning Services at 90 percent Federal money; Buy-In, Part B, for non-money payment individuals at 100 percent State money, Choctaw Indians and Indochinese refugees at 100% Federal money.

In accordance with the Social Security Act and Mississippi Medicaid Law, payment for services under Medicaid is always secondary to any third party source. At the time a recipient receives a Medicaid-covered service, a determination is made as to whether the recipient has third party coverage; and, if so, the provider generally must seek third party payment, in accordance with Medicaid Program guidelines, prior to filing a Medicaid claim. Upon receipt of the third party payment, a Medicaid claim must be filed, and the Medicaid payment will be the amount of the Medicaid payment liability less the third party payment. If the provider receives a third party payment after Medicaid payment has been made, the provider is required to refund the third party payment to Medicaid up to the amount expended by Medicaid. In 1987, Mississippi Medicaid's third party avoided cost and recovery totaled \$6,086,273.

The total Medicaid expenditures represent the cost of program administration and the cost for health care services. This \$383,980,248 total is comprised of \$298,656,136 Federal money and \$85,324,112 State money.

TRAVEL AND OTHER EXPENSES IN CONNECTION WITH CONFERENCES, MEETINGS AND WORKSHOPS JULY 1, 1986 - JUNE 30, 1987

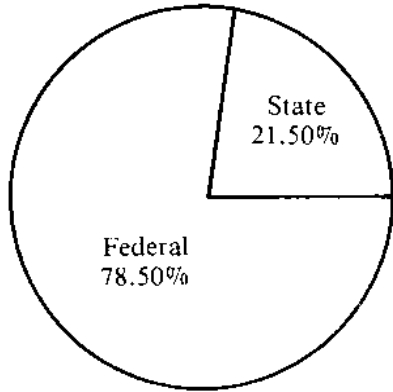
Employee's Name	Destination and Purpose	Total Cost
Betty Williams Kay Anders	Dallas, TX - Income Eligibility & Verification System	\$ 974.01
Billy Simmons William Phillips	Atlanta, GA - Legal Meeting - Long Term Care Alt.	\$ 1,533.42
Billy Simmons Kelly Glorioso Barbara Scott Nick Kowaluk	Washington, D.C. - Medicaid Directors' Conference	\$ 2,483.57
Ann Smith Billy Simmons Laura Butts	Clearwater, FL - Medicaid Directors' Meeting	\$ 2,109.35
Linda Edwards Betty Williams	Louisville, KY - Medicaid Eligibility Conference	\$ 1,246.43
Kay Anders	Montgomery, AL - MMIS	\$ 254.47
Alice Stuart Ernest Bowen Betty Williams	San Francisco, CA - National Eligibility Worker's Conference	\$ 2,822.18

Employee's Name	Destination and Purpose	Total Cost
Billy Simmons	Portland, OR – National Governors' Association	\$ 96.12
Cassandra Neal Nancy Spencer Rhea Power	Charleston, S.C. – National Quality Control Directors' Conference	\$ 2,330.30
Kay P. Anders	Chicago, IL – National UB-82 Committee	\$ 467.39
Billy Simmons Art Sharp William Phillips Tom Childs	Washington, D.C. – Nursing Home Suit	\$ 823.00
James C. Lowery	Atlanta, GA – Prepaid Capital Reimbursement Meeting	\$ 305.78
Kay Anders Nancy Spencer Rhea Power Kathy Harris	Montgomery, AL – Review of TPL System	\$ 714.00
Nancy Spencer Rhea Power	Raleigh, NC – Review of Tennessee TPL System	\$ 1,223.70
Billy Simmons James Steele	Louisville, KY – SAMA Conference	\$ 1,592.78
Billy Simmons Ann Smith Virginia Walker	Atlanta, GA – Southern Legislative Conference	\$ 1,038.30
Jimmy Johnson	Atlanta, GA – Suncoast ADA Workshop	\$ 324.58
Melba Smith	Richmond, VA – Annual Workshop National Assn. Welfare Research & Statistics	\$ 630.78
Kathy Harris Kay Anders Benny Brewer	Crystal City, VA – APWA	\$ 1,760.86
James Lowery	Atlanta, GA – Richmond, VA – HCFA Regional Meeting National Association of Welfare	\$ 788.60
Billy Simmons Barbara Scott	Atlanta, GA – Meeting with DHHS Region IV Conference on Eligibility	\$ 482.54 \$ 549.17
Jane Streets Gayle Bridges	Clearwater, FL – 1987 SURS Conference	\$ 1,869.72
Billy Simmons	Washington, D.C. and Montgomery, AL – APWA Qtrly Health Care Comm. Meeting	\$ 705.83
Jim Johnson Dorothy Jones Ann Smith	New Orleans, LA – Development Disabilities Meeting	\$ 1,419.40
Tommy Gardner Thomas Gatewood	Atlanta, GA – Fraud & Abuse Conference	\$ 1,078.04
Billy Simmons	Atlanta, GA – Freedom of Choice Waiver Conference	\$ 127.31
Virginia Walker	Nashville, TN – HCFA Child Health Conference	\$ 309.88
Linda Edwards Betty Williams	Nashville, TN – HCFA Eligibility Conference	\$ 823.36
David Bradshaw Kelly Glorioso	Atlanta, GA – HCFA-64 Report	\$ 918.55

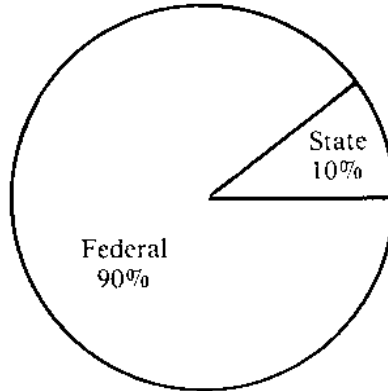
Employee's Name	Destination and Purpose	Total Cost
Tommy Casey Nick Kowaluk Kay Anders Bertha Logan Billy Simmons	Montgomery AL. - Health Care in Alabama Seminar	\$ 1,150.28
Virginia Walker	Boston, MA - Health Children Seminar	\$ 665.18
Thomas Gatewood	Orlando, FL - Health Care Fraud Seminar	\$ 1,001.72
Frank Edwards Kay Anders Virginia Walker	Montgomery, AL - Home and Community	\$ 289.99
Janie Hobbs	Houston, TX - Surgeon General's Conference	\$ 478.00
Kay Anders Thomas Gatewood Rhea Power	Atlanta, GA - SPR Conference	\$ 1,126.99
Nancy Spencer Rhea Power	Atlanta, GA - TPL Meeting	\$ 1,160.36
Thomas Gardner Paul Ethridge	Washington, D.C. - United Council Welfare Fraud	\$ 1,690.30
Thomas Gatewood Richard Cameron	Phoenix, AR - Welfare Fraud Training Conference	\$ 2,065.79
Frank Edwards Peggy Seale	Chicago, IL - Home & Comm. Based	\$ 1,277.66

SOURCE OF FUNDS BY TYPE OF EXPENSE AND PERCENTAGE DISTRIBUTION OF STATE AND FEDERAL FUNDS

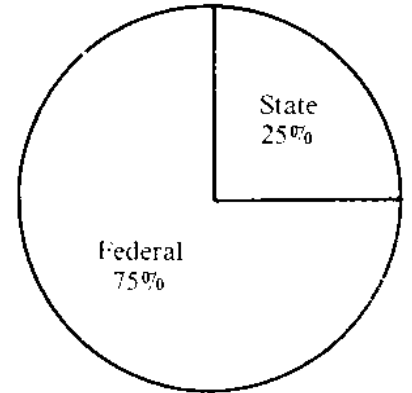
CHART 1



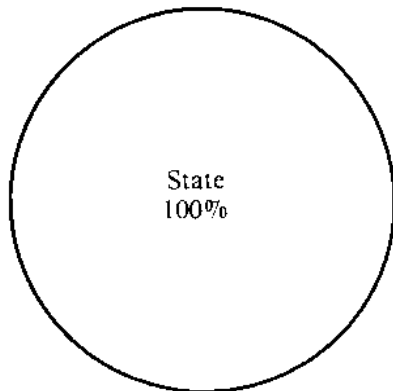
Health Care Services



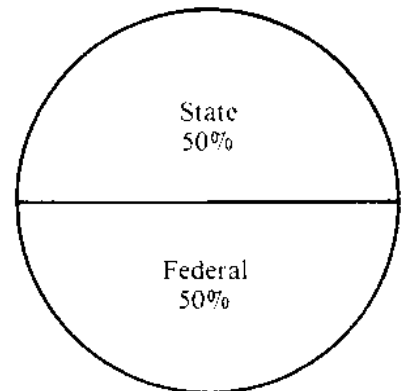
Family Planning



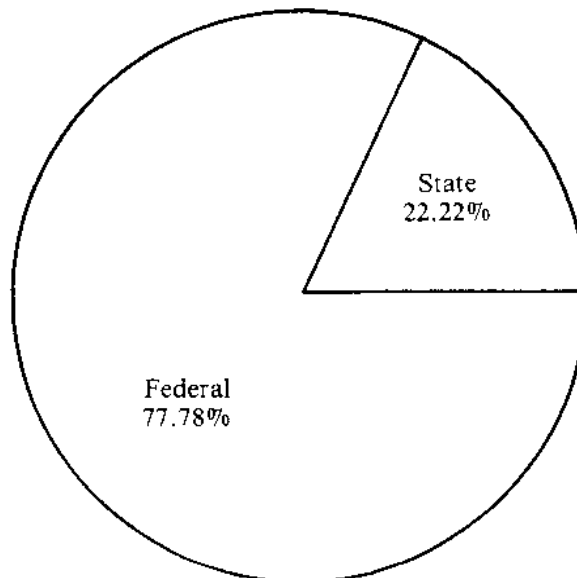
Professional Staff and Related Administrative Costs



Buy-In Premium for Non-Money Payment Eligibles



Other Administration



Total Expenditures of Medicaid Program

PROGRAM INTEGRITY

The Division of Medicaid is responsible for conducting on-site investigations of providers and for monitoring both provider and recipient utilization in the Medicaid Program. The Division of Medicaid is required, under both State and Federal laws, to conduct periodic checks of provider records in order to verify actual receipt of services for which payment has been made and to investigate any cases suggestive of program abuse or misuse. Verification of receipt of services is also accomplished through recipient contact.

The existence of the Program Integrity Division continues to serve as an invaluable deterrent to potential fraud and abuse of benefits in the Medicaid Program. Activities in this area continue to expand and keep pace with the growth of the program.

With the assistance of a computerized surveillance and utilization reporting system, the Division is able to maintain practice and service profiles on all providers of service and on recipients who participate in or receive services through the Medicaid Program. These profiles provide indicators of possible fraudulent activities or abuse of Program benefits and are an important source of information upon which the Program Integrity Division bases its investigations. Examples of the types of profile information used are: frequency of physicians visits for a given recipient, ratio of laboratory procedures to medical visits for a physician, the average length of stay of recipients for a hospital, and extractions per recipient for a dentist. Exception reporting techniques are used to identify the unusual or exceptional profiles.

Reports of any investigations which reveal a significant irregularity are made to the Division. These investigations may result in monetary recovery, termination as a provider of Medicaid services, or referral to the Medicaid Fraud Control Unit located in the office of the Attorney General.

TABLE 6
PAID CLAIMS FY 87

Type of Service	July	Aug.	Sept.	Oct.	Nov.	Dec.	Jan.	Feb.	Mar.	Apr.	May	June	TOTAL
Inpatient	8,632	11,630	10,632	21,095	10,542	10,851	6,319	9,762	13,416	10,073	16,575	20,164	149,691
Outpatient	25,546	36,499	65,666	59,387	51,913	73,710	49,497	88,848	121,670	79,003	78,165	95,479	825,383
Lab X-Ray	10,532	13,385	9,883	11,945	10,854	9,482	4,512	9,326	21,305	14,390	12,203	17,463	145,280
SNF	7,292	6,558	5,797	5,440	5,828	5,425	4,482	5,107	5,993	5,856	7,191	11,766	76,735
EPSDT	8,792	11,291	13,997	7,985	6,555	11,571	55	6,602	21,070	13,834	8,499	16,305	126,556
Physician	132,144	239,262	204,326	217,997	151,804	247,293	132,448	158,607	423,059	287,504	232,749	237,993	2,665,186
Home Health	3,268	3,539	1,426	5,531	2,771	3,198	886	4,300	4,621	4,938	4,349	3,094	41,921
Emer. Ambulance	1,006	1,316	917	940	9,337	10,478	1,757	17,129	10,782	12,950	13,943	14,212	94,767
Drugs	237,980	254,834	261,117	203,780	243,213	302,208	84,699	400,998	419,007	259,380	227,249	277,340	3,171,805
Dental	6,054	8,643	6,666	7,815	9,978	8,805	3,733	8,871	13,349	8,349	11,240	11,697	105,200
Eyeglasses	286	216	211	318	602	1,615	992	1,934	2,520	4,189	1,721	1,607	16,211
ICF	10,474	8,557	7,371	7,133	8,287	6,986	5,420	6,511	6,855	7,171	7,808	11,774	94,347
ICF-MR	2,235	1,632	1,601	1,540	1,371	1,542	1,063	1,942	992	2,248	1,765	1,701	19,632
Family Planning	7,530	7,925	8,089	7,292	1,208	6,854	2,217	1,128	7,314	3,424	2,997	1,616	57,594
Clinic (Rural Health) ...	1,663	1,436	1,134	1,022	2,507	982	448	755	3,248	1,365	904	1,115	16,579
EPSDT-Dental	17,669	35,460	26,622	21,278	29,688	27,850	6,970	37,220	43,896	29,126	31,447	29,580	336,806
EPSDT-Eye	5,515	9,307	3,187	12,742	4,007	3,091	897	3,276	5,961	9,352	5,848	6,333	69,516
EPSDT-Hearing	52	99	83	49	17	20	1	19	83	49	26	32	530
Mental Health Clinic ...	3,758	3,377	7,524	4,485	4,308	6,496	3,704	5,058	11,080	8,981	5,156	12,503	76,430
TOTAL	490,428	654,966	636,249	597,774	554,790	738,457	310,100	767,393	1,136,221	762,182	669,835	771,774	8,090,169

EXPENDITURES

EXPENDITURES BY TYPE OF SERVICE

Total medical expenditures for Fiscal Year 1987 amounted to \$372,107,414. This was an increase of 12.76 percent over Fiscal 86.

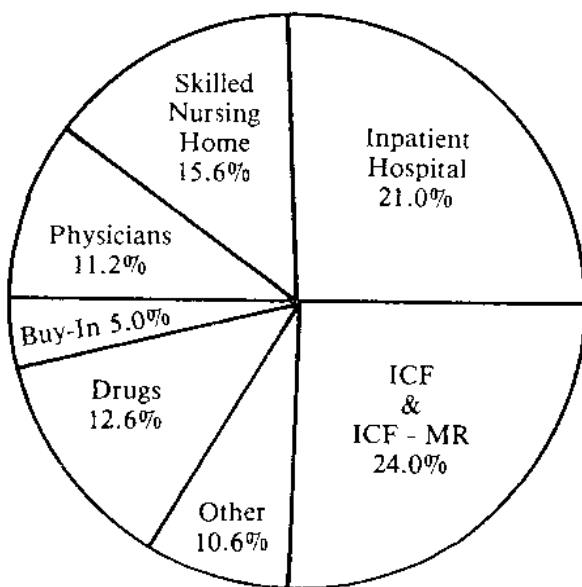
The medical services which accounted for the largest expenditures were Inpatient Hospital with \$81,731,620 and Nursing Home Care with \$138,830,684.

Chart 2 compares the percentage distribution of expenditures for the major medical services during Fiscal 86 and FY 87.

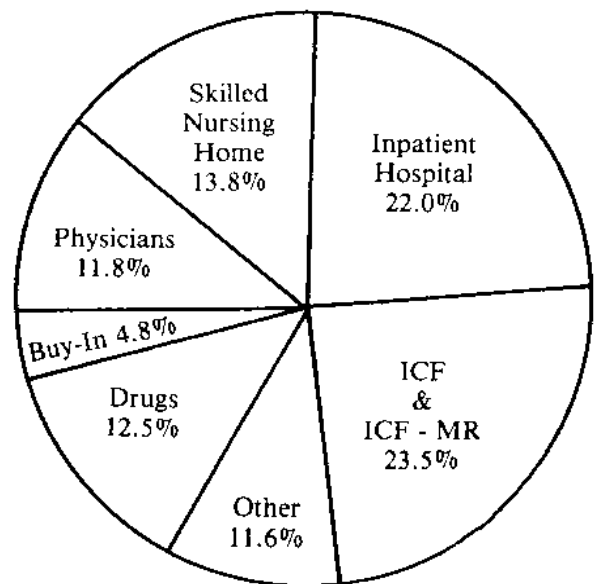
Table 7 shows the actual amount spent for medical services with the percent increase or (decrease), and Table 8 gives the average spent per recipient for each service.

PERCENTAGE DISTRIBUTION OF EXPENDITURES BY TYPE OF SERVICE
FOR FISCAL YEAR 1986 AND FISCAL YEAR 1987

CHART 2



Fiscal Year 1986



Fiscal Year 1987

TABLE 7
EXPENDITURES FOR MEDICAL SERVICES BY TYPE OF SERVICE
FOR FISCAL YEAR 1986 AND FISCAL YEAR 1987

Type of Service	Fiscal Year 1986 Expenditures	Fiscal Year 1987 Expenditures	Percent of Increase or (decrease)
Total	\$ 330,002,077	\$ 372,107,414	12.76
Inpatient Hospital	69,117,986	81,731,620	18.25
Outpatient Hospital	16,218,105	20,859,419	28.62
Laboratory + X-Ray	1,148,976	1,421,988	23.76
Skilled Nursing Facility	51,355,161	51,329,421	(.05)
Physicians	36,830,872	43,980,102	19.41
EPSDT	2,698,895	3,105,115	15.05
Home Health	2,428,953	2,647,327	8.99
Emergency Ambulance	564,667	1,528,754	170.74
Prescribed Drugs	41,578,613	46,489,492	11.81
Dental Care	6,647,938	7,829,544	17.77
Eyeglasses	1,105,899	289,983	(73.78)
Intermediate Care Facility	54,685,104	59,955,779	9.64
Intermediate Care Mentally Retarded	24,711,872	27,545,484	11.47
Family Planning	3,025,630	2,498,161	(17.43)
Buy-In, Part B Medicare	16,408,388	17,726,164	8.03
Clinic Services	1,475,018	3,079,897	108.80
Home and Community	N/A	89,164	100.00

TABLE 8
EXPENDITURES FOR MEDICAL SERVICES BY TYPE OF SERVICE
NUMBER OF RECIPIENTS FOR EACH SERVICE AND
AVERAGE SPENT PER RECIPIENT FOR FISCAL YEAR 1987

Type of Service	Total Expenditures	Number of Recipients	Average Spent per Recipient
Total	\$ 372,107,414	334,900	\$ 1,111.10
Inpatient Hospital	81,731,620	66,741	1,224.61
Outpatient Hospital	20,859,419	143,957	144.90
Laboratory + X-ray	1,421,988	43,419	32.75
Skilled Nursing Facility	51,329,421	7,564	6,786.02
Physicians	43,980,102	280,626	156.72
EPSDT ¹	3,105,115	83,128	37.35
Home Health	2,647,327	3,149	840.69
Emergency Ambulance	1,528,754	2,108	725.22
Prescribed Drugs	46,489,492	265,842	174.88
Dental Care	7,829,544	83,784	93.45
Eyeglasses	289,983	4,891	59.29
Intermediate Care Facility	59,955,779	8,532	7,027.16
Intermediate Care Facility Mentally Retarded	27,545,484	1,650	16,694.23
Family Planning	2,498,161	33,854	73.79
Buy-In, Part B. Medicare ²	17,726,164	95,835	184.97
Clinic Services	3,079,897	20,121	153.07
Home and Community	89,164	141	632.37

¹ Only persons under 18 years of age are eligible.

² Average Number of monthly Buy-In recipients.

EXPENDITURES BY PROGRAM CATEGORY OF ELIGIBILITY

About 38 percent of the total expenditures for medical services in Fiscal Year 1987 was spent for the Aged Category. While only 20 percent of eligibles were in the Aged Category, over \$109 million was paid for nursing home care and drugs, approximately \$18 million for Buy-In, Part B premiums, and \$8 million for physicians' services for the Medicaid elderly persons.

A comparison of the expenditures of each program category is presented graphically in Chart 3. In Table 9, these amounts are shown with the average cost per recipient. Table 10 lists the medical services expenditures which exceeded one million dollars in the year. EPSDT benefits are only provided for individuals under age 21; and Buy-In, Part B premiums are paid only for those eligible persons age 65 or over or who otherwise qualify for Medicare.

DIVISION OF MEDICAID
RECIPIENTS AND DOLLARS SPENT BY PROGRAM CATEGORY
FISCAL YEAR 1987

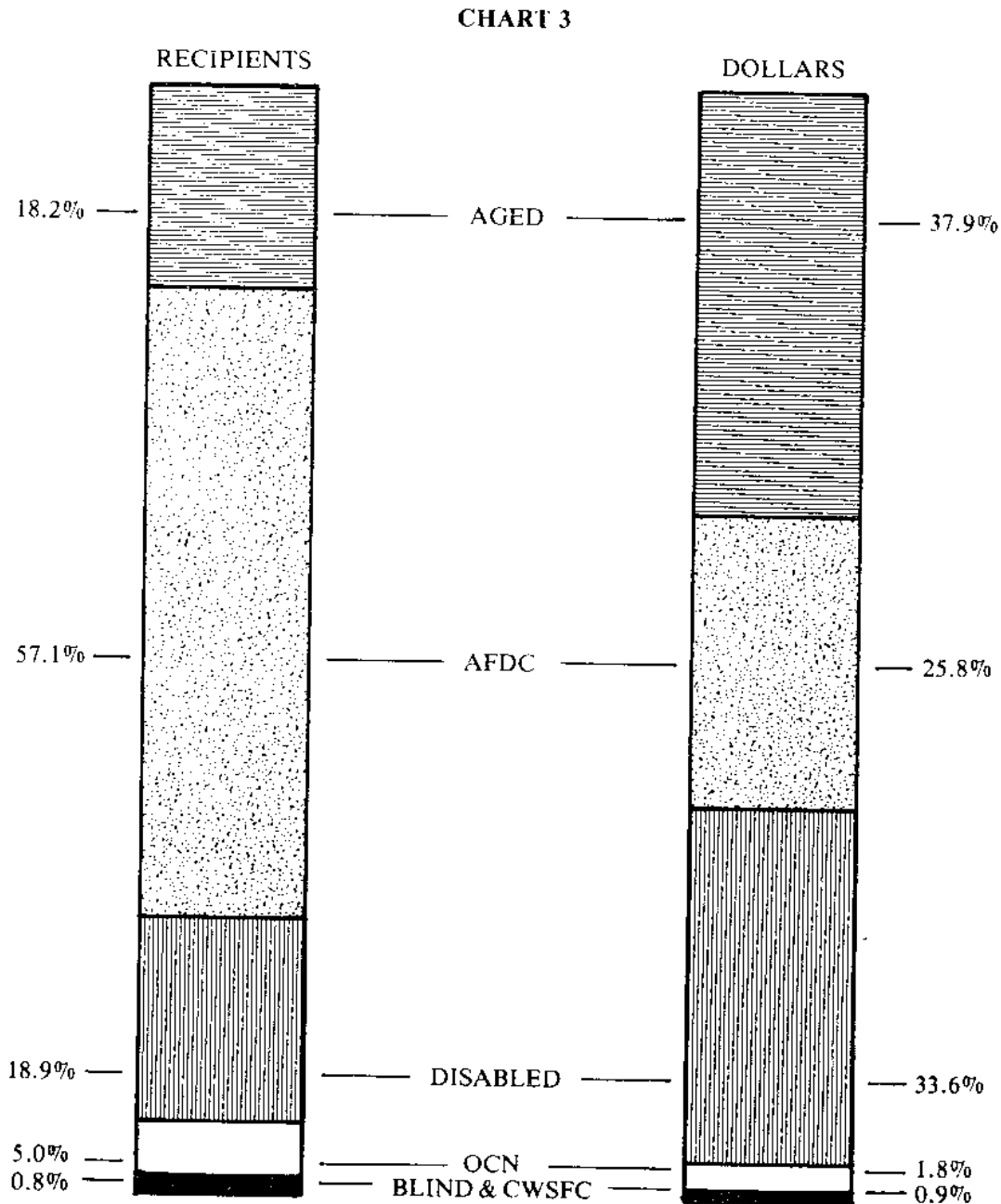


TABLE 9

TOTAL EXPENDITURES FOR MEDICAL SERVICES, TOTAL NUMBER OF RECIPIENTS, AVERAGE SPENT PER RECIPIENT, AND PERCENTAGE BY PROGRAM CATEGORY FOR FISCAL YEAR 1987

Program Category	Expenditures	Percent of Total	Total No. Recipients	Percent of Total	Average Per Recipient
Total	\$372,107,414	100.0	334,900	100.0	\$ 1,111.10
Aged	141,028,710	37.9	60,938	18.2	2,314.30
Blind	2,976,859	0.8	1,695	0.5	1,756.26
Disabled	125,028,091	33.6	63,268	18.9	1,976.17
AFDC Children	42,792,353	11.5	129,558	38.7	330.29
AFDC Adults	53,211,360	14.3	61,777	18.4	861.35
CWS Foster Care	375,631	0.1	938	0.3	400.46
Optional Categorically Needy	6,694,410	1.8	16,726	5.0	400.24

TABLE 10

EXPENDITURES FOR MAJOR MEDICAL SERVICES BY PROGRAM CATEGORY FOR FISCAL YEAR 1987

Type of Service	Total	Aged	Blind	Disabled	AFDC Children	AFDC Adults	CWS Foster Care	Optional Categorically Needy
Inpatient Hospital	\$81,731,620	\$13,469,371	\$629,333	\$27,837,790	\$13,796,297	\$23,105,529	\$2,748,635	144,665
Outpatient	20,859,419	3,541,929	156,446	6,987,905	4,503,549	5,035,464	29,724	604,402
Skilled Nursing	51,329,421	40,447,584	374,705	10,501,999	2,032	3,101	—	—
Physicians	43,980,102	8,048,359	307,861	11,610,747	9,147,861	13,457,911	70,368	1,336,995
EPSDT	3,105,115	—	1,242	76,696	2,624,443	57,755	—	344,979
Prescribed Drugs	46,489,492	18,182,040	418,405	18,972,362	4,095,724	4,356,065	23,245	441,651
Dental Care	7,829,544	196,522	14,876	727,364	5,136,964	984,957	38,443	730,418
Intermediate Care	87,501,263	50,374,477	612,509	36,313,024	70,001	5,980	6,264	119,008
Buy-In Part B Medicare	17,726,164	11,699,268	—	6,026,896	—	—	—	—

PAYMENTS MADE TO PROVIDERS BY COUNTY

The total paid to providers of medical services in each county is shown in Table 11. The recipients served by the providers during Fiscal Year 1987 were not necessarily residents of that county, but the providers were.

TABLE 11
TOTAL PAYMENTS TO PROVIDERS BY COUNTY FOR FISCAL YEAR 1987

County	Total Payments	County	Total Payments
Adams	\$ 6,146,836.83	Leflore	\$ 8,832,817.20
Alcorn	3,355,987.15	Lincoln	5,735,132.82
Amite	1,054,197.44	Lowndes	4,983,061.41
Attala	1,361,046.20	Madison	5,120,444.91
Benton	243,954.41	Marion	3,556,982.14
Bolivar	10,168,133.18	Marshall	1,517,026.02
Calhoun	1,762,990.77	Monroe	4,294,008.25
Carroll	161,049.27	Montgomery	2,507,561.82
Chickasaw	3,021,756.81	Neshoba	1,959,477.85
Choctaw	960,433.83	Newton	2,837,252.16
Claiborne	1,729,049.94	Noxubee	1,324,499.21
Clarke	4,020,869.03	Oktibbaha	5,735,111.50
Clay	2,236,724.27	Panola	4,156,023.05
Coahoma	10,475,752.17	Pearl River	3,854,600.08
Copiah	2,181,508.37	Perry	608,630.35
Covington	1,861,987.95	Pike	6,150,585.29
DeSoto	1,402,305.32	Pontotoc	1,905,815.76
Forrest	13,983,497.40	Prentiss	1,884,458.80
Franklin	999,031.97	Quitman	2,798,867.46
George	1,131,869.94	Rankin	11,880,760.20
Greene	1,059,030.28	Scott	2,028,088.60
Grenada	4,669,954.83	Sharkey	1,595,314.01
Hancock	1,422,587.82	Simpson	6,131,289.26
Harrison	16,381,725.59	Smith	1,590,867.68
Hinds	48,756,713.07	Stone	1,208,646.61
Holmes	3,000,365.29	Sunflower	4,014,341.07
Humphreys	1,925,979.60	Tallahatchie	1,561,420.07
Issaquena	000.00	Tate	2,593,831.47
Itawamba	1,731,695.15	Tippah	2,090,551.05
Jackson	6,187,038.76	Tishomingo	1,866,821.66
Jasper	1,379,470.11	Tunica	706,593.31
Jefferson	995,754.37	Union	3,098,105.48
Jefferson Davis	1,295,597.38	Walthall	2,166,367.00
Jones	14,862,144.52	Warren	4,819,653.87
Kemper	824,364.98	Washington	9,986,309.13
Lafayette	8,098,738.75	Wayne	2,354,722.28
Lamar	1,565,551.54	Webster	1,649,873.29
Lauderdale	9,922,683.24	Wilkinson	1,405,629.54
Lawrence	1,482,322.56	Winston	2,440,072.55
Leake	2,337,224.14	Yalobusha	734,138.09
Lee	8,128,497.91	Yazoo	2,721,664.80

PAYMENTS FOR RECIPIENTS BY COUNTY OF RESIDENCE

TABLE 12

AMOUNT OF EXPENDITURES FOR RECIPIENTS BY COUNTY OF RESIDENCE FOR FISCAL YEAR 1987

County	Total Payments	County	Total Payments
Adams	\$ 5,640,177.80	Leflore	\$ 8,536,616.93
Alcorn	4,616,715.43	Lincoln	6,237,405.66
Amite	1,122,787.81	Lowndes	4,969,701.07
Attala	2,532,891.96	Madison	6,462,461.98
Benton	696,352.20	Marion	4,383,100.80
Bolivar	10,697,822.39	Marshall	4,090,187.94
Calhoun	2,415,994.56	Monroe	4,788,220.31
Carroll	913,514.08	Montgomery	2,718,083.73
Chickasaw	2,461,178.33	Neshoba	3,389,690.66
Choctaw	1,162,250.04	Newton	2,692,176.65
Claiborne	1,395,440.88	Noxubee	1,929,449.30
Clarke	2,321,966.34	Oktibbeha	5,266,625.27
Clay	2,971,750.17	Panola	4,858,561.73
Coahoma	9,283,876.82	Pearl River	4,404,573.05
Copiah	3,294,331.76	Perry	962,066.99
Covington	2,333,100.92	Pike	5,155,615.13
DeSoto	2,842,905.06	Pontotoc	2,390,583.53
Forrest	9,306,021.21	Prentiss	2,464,982.62
Franklin	1,417,162.74	Quitman	3,765,682.55
George	1,435,018.54	Rankin	12,669,726.62
Greene	1,728,336.23	Scott	2,628,913.45
Grenada	4,492,348.06	Sharkey	1,865,776.45
Hancock	1,999,491.28	Simpson	6,226,761.18
Harrison	15,621,400.64	Smith	2,353,696.63
Hinds	24,115,347.30	Stone	1,583,558.71
Holmes	4,886,861.21	Sunflower	5,548,698.90
Humphreys	2,750,613.18	Tallahatchie	2,998,011.90
Issaquena	224,440.65	Tate	2,825,661.49
Itawamba	2,177,271.43	Tippah	3,081,216.01
Jackson	6,693,910.56	Tishomingo	2,182,905.07
Jasper	2,188,909.66	Tunica	1,782,812.18
Jefferson	1,580,636.87	Union	2,378,905.79
Jefferson Davis	2,273,039.29	Walthall	2,600,766.72
Jones	14,881,400.51	Warren	5,551,469.74
Kemper	1,291,820.85	Washington	10,281,285.35
Lafayette	6,882,187.36	Wayne	2,599,027.60
Lamar	2,429,563.93	Webster	1,704,388.25
Lauderdale	9,126,789.75	Wilkinson	2,365,318.09
Lawrence	1,777,809.89	Winston	3,116,518.69
Leake	3,034,383.78	Yalobusha	1,561,326.37
Lee	5,337,993.14	Yazoo	4,968,984.48

TABLE 13
AMOUNT PAID TO STATE HEALTH AGENCIES AND
INSTITUTIONS BY SOURCE OF FUNDS FOR FISCAL YEAR 1987

Name of Agency or Institution	Total Amount of Payment	From Federal Funds	From State Funds
Total	\$ 49,372,111	\$ 38,757,107	\$ 10,615,004
Boswell Retardation Center (Sanitorium)	1,420,498	1,115,091	305,407
East Miss. State Nursing Home (NHs) (Meridian)	1,998,862	1,569,107	429,755
Ellisville State School (NHs) (Ellisville)	8,748,877	6,867,868	1,881,009
Kuhn Memorial Hospital (Vicksburg)	256,366	201,247	55,119
Matty Hersee Hospital (Meridian)	765,198	600,680	164,518
South Miss. State Hospital (Laurel)	490,184	384,794	105,390
Miss. Crippled Children's Ctr. (NHs) (Jackson)	423,394	332,364	91,030
North Miss. Retardation Ctr. (NHs) (Oxford)	4,694,182	3,684,933	1,009,249
State Board of Health (Jackson)	4,730,260	3,713,254	1,017,006
University Medical Ctr. (Jackson)	14,460,379	11,351,398	3,108,981
South Miss. Retardation Ctr. (NHs) (Long Beach)	2,144,833	1,683,694	461,139
Hudspeth Retardation Ctr. (NHs) (Whitfield)	5,106,035	4,008,238	1,097,797
Miss. State Hospital (NHs) (Whitfield)	3,100,534	2,433,919	666,615
Miss. State Hospital (Whitfield)	215,183	168,919	46,264
Miss. Department of Public Welfare	817,326	641,601	175,725

SERVICES

PHYSICIANS' SERVICES

During Fiscal Year 1987, a total of 3,455 physicians participated in the Medicaid Program. Medical services rendered or ordered by all participating physicians for Medicaid recipients included:

505,586	Laboratory procedures
70,704	Injections
184,891	Radiology procedures
40,754	Surgical procedures

TABLE 14
TOTAL NUMBER OF RECIPIENTS, NUMBER USING PHYSICIAN SERVICES
BY PROGRAM CATEGORY FOR FISCAL 1987

	Total Number of Recipients	Recipients Using Service	Percent of Total
Total	334,900	280,626	83.8
Aged	60,938	53,571	16.0
Blind	1,695	1,463	0.4
Disabled	63,268	55,114	16.5
AFDC Children	129,558	102,613	30.6
AFDC Adults	61,777	54,468	16.3
CWS Foster Care	938	670	0.2
Optional Categorically Needy	16,726	12,727	3.8

During Fiscal Year 1987, \$43,980,102 was expended for Physicians' Services. Distribution by program categories shows the aged with 18.3% of the total expenditures. The children in the Aid to Families with Dependent Children who received physicians' care accounted for 20.8 percent of the total money paid.

Table 15 shows distribution of the total expenditures.

TABLE 15
AMOUNT OF EXPENDITURES WITH PERCENTAGE DISTRIBUTION
FOR PHYSICIANS' SERVICES BY PROGRAM CATEGORY
FOR FISCAL YEAR 1987

Program Category	Expenditures	Percent
Total	\$43,980,102	100.0
Aged	8,048,359	18.3
Blind	307,861	0.7
Disabled	11,610,747	26.4
AFDC Children	9,147,861	20.8
AFDC Adults	13,457,911	30.6
CWS Foster Care	70,368	0.2
Optional Categoryically Needy	1,336,995	3.0

TABLE 16
AMOUNT OF EXPENDITURES WITH PERCENTAGE DISTRIBUTION
FOR PHYSICIANS' SERVICES BY AGE GROUPS
FOR FISCAL YEAR 1987

Age in Years	Expenditures	Percent
Total	\$43,980,102	100.0
Under 6	5,805,373	13.2
6-20	8,796,021	20.0
21-64	18,559,603	42.2
Over 64	10,819,105	24.6

There were 823,093 physicians' visits during Fiscal Year 87. The average number of visits per recipient by program category ranged from a low of 2.2 to a high of 4.3. In Table 17, the average number and the total number of visits for each program category are given. In Table 18, physician visits are shown by the place of the visit.

TABLE 17

**NUMBER OF PHYSICIANS' VISITS, AVERAGE NUMBER OF VISITS PER RECIPIENT
BY PROGRAM CATEGORY FOR FISCAL YEAR 1987**

Program Category ¹	Number of Physicians' Visits	Number of Recipients	Average Visit Per Recipient
Blind	4,374	1,463	3.0
Disabled	184,270	55,114	3.3
AFDC Children	243,515	102,613	2.4
AFDC Adults	234,812	54,468	4.3
CWS Foster Care	1,491	670	2.2
Optional Categorically Needy	28,324	12,727	2.2

¹Aged Category omitted since only Medicare coinsurance and deductibles are paid on the majority of visits made by persons in the Aged Category.

TABLE 18

**NUMBER OF PHYSICIANS VISITS BY PLACE OF VISIT
FOR FISCAL YEAR 1987**

Place of Visit	Number of Visits	Percent
Total	823,093	100.00
Physician's office	557,547	67.74
Hospital	133,239	16.19
Nursing Home	9,165	1.11
Emergency Room	106,288	12.91
Recipient's Home	349	0.04
Consultations	16,505	2.01

PRESCRIBED DRUGS

Drug recipients numbered 265,842. The average number of prescriptions per recipient was 11.6 per year.

Table 19 shows the number of prescriptions and the average number of prescriptions per Medicaid drug recipient by program category in Fiscal Year 1987.

TABLE 19
NUMBER OF PRESCRIPTIONS, NUMBER OF RECIPIENTS, AND
AVERAGE NUMBER PRESCRIPTIONS PER RECIPIENT
BY PROGRAM CATEGORY FOR FISCAL YEAR 1987

Program Category	Number of Prescriptions	Percent of Total	Number of Recipients	Percent of Total	Average Rx Per Recipient
Total	3,074,857	100.00	265,842	100.00	11.6
Aged	1,146,251	37.28	55,544	20.90	20.6
Blind	26,015	0.85	1,517	0.57	17.1
Disabled	1,103,494	35.89	57,417	21.60	19.2
AFDC Children ...	403,190	13.11	90,370	33.99	4.5
AFDC Adults	349,792	11.38	49,538	18.63	7.1
CWS Foster Care .	2,306	.07	572	.22	4.0
Optional Categorically Needy	43,809	1.42	10,884	4.09	4.0

NURSING HOME SERVICES

Medicaid nursing home patients are classified as needing skilled care, intermediate care or special care for the mentally retarded. Nursing homes are certified to render one or more of the above levels of care and are designated as Skilled Nursing Homes, Dual Nursing Homes, Intermediate Nursing Homes and Intermediate Nursing Homes for the Mentally Retarded. A Dual Nursing Home cares for both skilled and intermediate patients and complies with Federal Regulations governing both levels of care.

Medicaid Income (which is applied to the nursing home cost) consists of all of patient's income above \$44.00 a month. The Medicaid payment is reduced by the amount of Medicaid Income.

During Fiscal Year 1987, nursing homes rendered 1,808,356 days of skilled nursing care to 7,564 Medicaid patients. The total Medicaid cost of care was \$51,329,421 which averages out to \$28.38 per day for patients in Skilled and/or Dual homes.

Nursing homes rendered 2,293,045 days of intermediate nursing care to 8,532 Medicaid patients. The total Medicaid Cost of the care was \$59,681,987 which averages out to \$26.03 per day for patients in intermediate care nursing homes.

Intermediate Nursing homes for the mentally retarded rendered 544,117 days of care to 1,650 Medicaid patients. The total cost of this care was \$27,819,277 which averages out to \$51.13 per day for patients in intermediate care nursing homes for the mentally retarded.

Overall the Nursing Home program provided 4,645,518 days of care to 17,746 Medicaid patients at a cost of \$138,830,685 to the Medicaid program.

TABLE 20

NUMBER OF RECIPIENTS AND NUMBER OF DAYS OF CARE FOR NURSING HOME FACILITIES BY PROGRAM CATEGORY FOR FISCAL YEAR 1987

Program Category	Skilled Nursing Homes		Intermediate Care Facilities		Intermediate Care Facilities-MR	
	Recipients	Days of Care	Recipients	Days of Care	Recipients	Days of Care
Total	7,564	1,808,356	8,532	2,293,045	1,650	544,117
Aged	6,286	1,477,119	7,263	1,973,480	7	1,875
Blind	40	10,033	34	9,237	17	5,774
Disabled	1,236	321,165	1,224	310,020	1,607	532,574
AFDC Children	1	16	8	161	6	1,319
AFDC Adults	1	23	1	23	0	0
CWS Foster Care	0	0	0	0	1	129
Optional Categorically Needy	0	0	2	124	12	2,446

INPATIENT HOSPITAL SERVICES

During Fiscal Year 1987, there were 81,919 hospital discharges with 192,278 days of inpatient hospital care covered by Medicaid. The average length of stay was 2.3 days, a decrease of 0.6 from the previous year. For the relatively small number of persons covered in the Aged Category who do not qualify for Part A of Medicare, Medicaid pays for their hospital services. Elderly recipients had the longest average length of stay for each period of hospitalization. Table 21 shows the number of recipients of Inpatient Hospital Service benefits with the number of discharges and days of care during Fiscal Year 1987. Those persons who have hospital coverage under Part A of Medicare are not included in the table. Medicaid paid their hospital deductible and coinsurance charges.

A total of 114 hospitals participated in the Medicaid program.

TABLE 21

NUMBER OF RECIPIENTS, NUMBER OF DISCHARGES, TOTAL DAYS OF
HOSPITAL CARE AND AVERAGE LENGTH OF STAY FOR MEDICAID RECIPIENTS
BY PROGRAM CATEGORY FOR FISCAL YEAR 1987

Program Category	Number of Recipients*	Number of Discharges	Days of Care	Avg. Hospital Length of Stay
Total	38,317	81,919	192,278	2.3
Aged	377	775	3,492	4.5
Blind	206	533	1,497	2.8
Disabled	8,931	22,383	65,730	2.9
AFDC Children	9,660	18,395	41,786	2.3
AFDC Adults	17,324	36,799	71,224	1.9
CWS Foster Care	97	161	454	2.8
Optional Categorically Needy	1,722	2,873	8,095	2.8

*Not included are Medicaid recipients covered under Part A of Medicare.

OUTPATIENT HOSPITAL SERVICE

A total of 243,038 outpatient hospital visits were provided to 143,957 recipients during Fiscal Year 1987, with an average of 1.7 visits per out-patient recipient.

DENTAL SERVICES

Limited dental care was provided to 83,784 persons during Fiscal Year 1987 with expenditures amounting to \$1,370,631. A total of 116,318 procedures were provided.

An average of 467 dentists participated in the program during the fiscal year.

FAMILY PLANNING SERVICES

Expenditures for Family Planning Services amounted to \$2,498,161 in Fiscal Year 1987 with the Federal government paying 90 percent and Mississippi paying 10 percent of the total. Payments were made to private physicians, pharmacies, and Family Planning Clinics located throughout the state. A total of 33,854 different persons received Family Planning Services during the year.

EARLY AND PERIODIC SCREENING, DIAGNOSIS AND TREATMENT SERVICES

The Early and Periodic Screening, Diagnosis and Treatment Services (EPSDT) furnishes a unique opportunity for providing health care to the Medicaid eligible children of Mississippi. This program requires the screening of children under 21 years of age for physical, mental and developmental defects and provides for the necessary health care to correct or ameliorate those defects. Treatment for visual, hearing, and dental problems is also provided. Thus, EPSDT introduces eligible children into the health care system and makes services available before health problems become chronic and expensive to treat.

Good health is an important factor in the development of a productive adult who is independent of public assistance. Poverty and untreated health defects often lead to dependency and the perpetuation of the welfare cycle, which makes the importance of the EPSDT program significant.

During Fiscal Year 1987, 99,750 children and youth under age 21 received a complete physical assessment through the EPSDT screening program. Treatments received as a result of problems found during the screening process are as follows:

TABLE 22
NUMBER OF CHILDREN RECEIVING TREATMENT
BY CATEGORY OF SERVICE

Category	Number of Children
Dental	32,303
Vision	10,393
Hearing evaluation	579
Hearing aids	197
Medical	24,184

APPENDIX

Section 43-13-127 of the Mississippi Code of 1972 requires a listing of hospitals and nursing homes to whom payments in excess of \$25,000 were made, and all other providers to whom payments in excess of \$10,000 were made. The following is a list of the providers receiving in excess of the specified amounts for Fiscal Year 1987. The amount paid to providers includes all costs (employee salaries, rent, utilities, bookkeeping, supplies, equipment, etc.) involved in providing services, and does not represent a net amount or take-home pay to a provider.

ADAMS

Jefferson Davis Memorial Hospital	1,760,528.83
Adams County Nursing Center	952,986.02
Glenburney Nursing Home ICF	924,171.79
Trace Haven of Natchez	438,764.61
Humana Hospital - Natchez	219,519.42
Eckerd Drugs #2196	115,879.26
Bernadette Sherman, M.D.	84,372.60
Wilson Holder Drug Co.	74,236.31
Jacqueline Davis, M.D.	69,161.30
Medical Arts Pharmacy	64,165.72
E.J. Flechas, M.D.	63,541.25
Todd Clinical Pharmacy	61,866.26
K & B Drugs #281	61,048.41
Walter T. Colbert, M.D.	54,090.38
David Alan Timm, M.D.	45,946.49
J.R. Todd, Jr., M.D.	44,859.78
Natchez Pharmacy Group	41,123.34
Craig Bradford, D.M.D.	40,151.25
Gilbert Drug Store	37,452.56
Haneys Drugs	37,450.14
SW MS Anes - Feldman	30,324.07
Benny A. Wright, D.D.S.	30,307.65
Paul A. Doherty, O.D.	30,107.53
Morgantown Pharmacy	27,827.72
Wal-Mart #4874	27,501.83
Geisenberger Brothers Drugs	21,656.82
Kidney Care Inc. Natchez	20,679.63
Radiology Associates	18,527.61
Lee George Campbell, D.D.S.	18,312.25
Charles B. Gross, D.D.S.	15,030.65
G. Swink Hicks, M.D.	14,995.26
Clifford R. Tillman, M.D.	14,023.73
David Allen Ball, M.D.	13,458.86
Donald E. Killelea, M.D.	12,096.54
Natchez Pathology Lab	12,062.32
Keith P. Smith, M.D.	11,775.00
Jonathan C. Campbell, M.D.	11,244.96
Charles D. Borum, M.D.	10,537.87
D. L. McAthey, M.D.	10,071.61

ALCORN

Magnolia Hospital	1,003,151.74
Heritage Manor - Corinth	892,245.41
Care Inn Alcorn County	881,845.06
Whitfield Nursing Home	369,033.60
Medical Plaza Pharmacy	202,558.12
James Bennett Apothecary	122,168.08

Region 4 MHC-Timber Hills	82,925.25
Rieger Gibson Pharmacy	60,861.80
Kitchens Drug Co.	54,913.60
Whitfield Pharmacy & Jewelry	47,033.39
Smith Drug Company	39,748.48
Gunn Drug Company	38,623.29
Shelby C. Reid, M.D.	34,170.28
C. Spencer Lee, D.D.S.	33,309.40
Super D Drug #17	30,353.52
MS-TN Radiology	27,695.54
John Prather, M.D.	22,127.62
John Max Dowbak, M.D.	22,117.13
Superior Home Health Care	20,571.20
Robert C. Lee, M.D.	19,166.14
Super X Drugs Corp. MS-4	18,486.09
James M. Davison, D.O.	17,514.10
Robert E. Mathis, D.D.S.	17,010.25
Dennis E. Ward, M.D.	15,627.68
Thomas Alexandar, Jr., M.D.	14,133.63
Ray N. Gregory, M.D.	12,391.36
B & R Robertson Pharmacy	12,387.51
Donald W. Frame, M.D.	10,428.15
Bernard L. Shipp, M.D.	10,428.15
M.J. Ende, M.D.	10,081.13

AMITE

Centreville Health Care Center	881,769.60
Liberty Drug Store	63,328.47
J & J Discount Drugs	48,549.14
David Bramm, M.D.	37,810.43
P & S Pharmacy, Inc.	20,808.67
James S. Poole, M.D.	15,745.30

ATTALA

Attala County Nursing Center	789,931.06
Montfort Jones Memorial Hospital	383,529.50
Sullivans Discount Drugs	106,824.29
Attala Discount Drugs	87,716.64
Boyds Drug Store, Inc.	68,038.05
Pickles Drug Store	66,281.85
City Drug Store	49,653.29
Revco Discount Drugs #2603	28,534.47
Tri-County HH Care of MS	26,576.06
John Moody Burge, Jr., D.D.S.	15,275.23
Richard C. Carter, M.D.	14,691.17
James D. Neaves, D.D.S.	13,041.34
Edward E. Bryant, M.D.	11,524.97
D.S. Hartness, M.D.	10,160.90

BENTON

Ashland Discount Pharmacy	81,999.48
Michael W. Earley	24,379.22
Hickory Flat Clinic-RHC	11,417.52
Brenda Grays, M.D.	10,179.69

BOLIVAR

Bolivar County Hospital	2,287,022.27
Cleveland Health Care Center	1,233,890.78
Zion Grove Nursing Center	1,148,096.29
Heritage Manor - Cleveland	699,517.30
Oak Grove Nursing Home	510,949.58
Haire Drug Center	468,695.83
Shelby Drug Company	296,416.92
Shelby Community Hospital	294,116.73
R. T. Hollingsworth, M.D.	252,610.14
Buckleys Pharmacy	221,084.25
Robert C. Tibbs, II, M.D.	188,736.03
Paul Warrington, M.D.	184,624.74
Rosedale Drug Company	169,655.56
Donald J. Blackwood, M.D.	169,631.55
Merton C. Toler, M.D.	132,093.18
Medical Arts Pharmacy	126,006.74
Childrens Acceleration Pro	118,214.00
Lewis Drug Store	105,875.88
James G. Adams, M.D.	102,921.89
Paul Discount Drugs	98,060.10
William Lewis, M.D.	97,910.54
Hugh C. Smith, D.D.S.	86,134.05
Gene L. Coopwood, D.D.S.	82,345.85
Delta Drug Store	79,077.30
Delta Community Health Center-Pharmacy	74,884.59
Buckleys Pharmacy	73,327.45
Eugene E. Tibbs, M.D.	72,355.30
Economy Drugs, Inc.	58,986.83
Frank E. Reese, O.D.	48,910.17
Bolivar Co. Hospital Craddock	39,426.64
Cleveland Clinic - Wright	39,311.08
Rosedale Med. Clinic - Cox	38,034.44
MS Reg. HH Care	37,649.80
J.G. Peeler, Jr., M.D.	37,245.55
Nathaniel Brown, M.D.	36,679.68
Williams Emergency Ambulance Service	34,146.01
Revco Discount Drugs #2667	32,417.78
David L. Walt, M.D.	28,613.89
Culver C. Craddock, M.D.	28,200.58
William B. Profilet, M.D.	27,624.29
Delta Community Home Health Agency	27,485.43
Joel Gibson, D.M.D.	27,451.85
John T. Milam, M.D.	26,497.87
Delta Health Center	23,419.84
P. Patel, M.D.	21,043.24
L.S. Davidson, Jr., M.D.	15,406.28
Arthur W. Lindsey, Jr., M.D.	14,609.65
Rosedale Medical Cl Kersh	14,509.23
Warren Inge, D.D.S.	13,478.50
Nancy Patterson Mosley, M.D.	13,474.00

Samuel D. Austin, M.D.	13,274.10
John T. Gibson, D.D.S.	11,819.35
Curtis E. Kersh, M.D.	10,840.53
Barry S. Sullivan, M.D.	10,601.54

CALHOUN

Calhoun County Nursing Home	880,295.09
Hillcrest Hospital	243,551.25
Community Hospital of Calhoun, Inc.	141,230.50
Chandler Drug Co.	73,304.16
Peoples Drug Store	53,931.78
Southern Discount Drugs	48,745.80
Logans Discount Drugs	41,015.81
Crockers Pharmacy	35,511.53
City Discount Drugs	34,344.00
G & S Pharmacy	33,324.04
Plunks Pharmacy	27,910.73
Stepp Saver Pharmacy, Inc.	24,958.49
Guy Farmer, M.D.	24,220.95
T. David Griffin, D.O.	19,536.49
Willie L. Wells, M.D.	11,991.01
Glendas Discount Drugs	11,332.71
George L. Riley, M.D.	10,444.03

CARROLL

Anderson's Pharmacy	71,160.01
Vaiden Drugs	54,112.27
Millard S. Costilow, M.D.	35,390.79

CHICKASAW

Floy Dyer Manor Nursing Home	547,699.17
Houston Community Hospital	504,170.32
Shearer-Richardson Nursing Home	346,978.44
Pearson's Discount Drugs	100,755.97
Okolna Community Hospital	99,422.55
Okolona Drug Company	89,198.61
Griffins Discount Pharmacy	67,421.46
Estes Walgreen Drugs	52,631.38
Foodway Family Pharmacy	34,941.60
Stewart-Harris, Inc.	32,375.52
Houlka Pharmacy	28,756.80
Victor Horn, M.D.	27,613.88
Edward K. Gore, M.D.	26,469.47
Houses Pharmacy	19,199.91
Charles L. Simpson, M.D.	19,126.94
Joseph H. Shoemaker, M.D.	15,348.77
Charles Secreste, M.D.	14,967.58
Donald K. Smith, D.O.	14,854.66
Albin H. Steiner, M.D.	14,553.90
Katherine McCullough, O.D.	13,420.09
Jerry Chris Oswalt, D.M.D.	13,391.10
William D. Simpson, O.D.	11,952.20

CHOCTAW

Choctaw County Hospital	319,602.82
Choctaw County Nursing Home	296,676.59

Moore Drug Co.	75,606.79
Rester Discount Pharmacy	49,276.03
John Shields, M.D.	46,627.94
Hodges Pharmacy	39,930.17
Crowder Drug Store	39,737.44
Prentiss M. Parsons, M.D.	23,940.35
Edward Pennington, M.D.	22,989.19
William H. Okelly, M.D.	18,247.75
George Bounds, M.D.	10,773.09

CLAIBORNE

Claiborne County Hospital	327,512.54
Savrite Drugs-Pt. Gibson	182,002.85
McDaniel Pharmacy	127,433.43
David M. Headley, M.D.	116,237.45
Roy M. Barnes, M.D.	76,479.88
61 Pharmacy	50,100.60
E. G. Ellis, Jr., D.D.S.	17,072.60

CLARKE

Archusa Conva. Center	1,048,227.96
H.C. Watkins Memorial Hospital	300,087.23
Quitman Drugs	87,934.88
Hammack Drug Company	86,817.63
Crumbly Drug Store	51,329.65
Wheat Drug Company	44,698.17
Everitt Discount Drugs	41,493.51
Donald G. Traxler, D.M.D., P.A.	29,049.55
Walter D. Gunn, M.D.	19,309.36
Samuel Marcus Allen, M.D.	18,745.35
Ivan Zamora, M.D.	16,939.13
Wayne O. Byrd, M.D.	15,425.32
James C. Graham, M.D.	14,049.79
Stonewall Discount	12,665.71
Michael R. Oneal, M.D.	12,611.15
Shubuta Drug Store	12,410.52
Michael Hubbert, D.D.S.	11,394.03

CLAY

Clay County Medical Center	741,095.97
Hillhaven Convalescent Center	661,474.00
Rose Drug Co., Inc.	199,451.89
Medical Center Pharmacy	94,194.01
Robert T. Lott, M.D. Ltd.	77,572.80
Gibson Pharmacy	52,419.24
Care Inn West Point	44,124.60
Harco Super Drug	42,903.99
Ronald Powell D.O., P.A.	42,559.08
Champa Nagappa, M.D.	38,350.22
H.D. Posey, D.D.S.	29,762.00
Edmund A. Miller, Jr., M.D.	27,882.24
Plaza Drug Company	27,472.43
William M. Billington, D.O.	24,855.47
Joseph D. Yates, D.D.S.	20,277.09
Raj Subnani, M.D.	19,660.72
McCullum Drug Store	14,862.16
Melissa H. Dockery, M.D.	14,595.09

John G.M. Gassaway, M.D.	14,443.34
Felix Thompson Henley, M.D.	12,166.32
H. H. Sears, O.D.	11,225.39
Thomas N. Braddock, Jr.	10,317.30

COAHOMA

NW MS Regional Medical Center	3,757,380.29
Delta Manor Nursing Home	1,928,705.75
River Oaks Convalescent Center	985,819.92
Haire Drug Center	401,805.33
Greenbough Nursing Center	396,053.38
James E. Warrington, M.D.	222,485.89
Region 1 MHC-Comprehensive	203,611.71
Medi Center Pharmacy	189,802.04
Haggard Drug Store, Inc.	161,105.96
R. Ted Roberts, D.D.S.	151,731.85
Charles M. Cesare, M.D.	135,762.55
Henry A. McCrory, M.D.	134,021.02
Economy Drugs	131,733.47
Rexall Henderson, Dr.	125,482.55
Bouldin Marley, M.D.	121,961.34
Glen L. Wegener, M.D.	109,109.13
Frank T. Marascalco, M.D.	103,509.82
Williams Rexall Drug	83,842.56
Julius L. Levy, M.D.	80,484.09
Kidney Care Inc. Rou. Clar.	79,118.15
Freds Pharmacy	66,242.29
Carole Mangrem, M.D.	63,160.01
Super D Drugs #20	61,946.08
Malcolm D. Bailey, Jr., D.D.S.	60,371.20
William F. Wilson, D.M.D.	57,528.00
Otha Williams M.D.	51,934.47
W. F. Clark, M.D.	48,037.27
Peggy J. Wells, M.D.	46,307.75
James E. Warrington, D.O.	45,467.29
William M. Barr, M.D.	45,241.07
William B. Bobo, M.D.	43,164.34
Mohamed Waddah El Nacheff, M.D.	42,367.06
Purvis Hill, M.D.	40,495.72
William S. Pollard, M.D.	38,254.86
Westgate Drugs, Inc.	37,826.73
Robert E. Long, D.D.S.	31,490.04
Van R. Burnham, Jr., M.D.	31,050.63
Rodney W. Baine, M.D.	27,231.64
W. B. Johnson, Jr., M.D.	25,704.77
Joseph K. Minder, M.D.	24,009.07
Jonathan Harris, M.D.	23,028.99
Tom S. Cooper, M.D.	22,315.40
Taylor Burke McGee Clinic	20,561.20
Travis W. Yates, D.O.	18,546.35
Alvin M. Labens, O.D.	17,646.29
Timothy H. Lamb, D.O.	16,441.69
John William Sullivan, D.D.S.	15,889.70
George C. Furr, M.D.	15,837.97
Jonestown Health Center-William	15,631.98
William L. Booker, M.D.	15,304.21
Clarksdale Surgical Clinic	14,816.70

Mary K. Bowen, M.D.	14,131.62
Robert G. Traylor, O.D.	13,969.57
Village Pharmacy	13,048.67
Jack Sartin, M.D.	12,940.72
Revco Discount Drugs #2655.	11,872.62
Joe A. Campbell, Jr., M.D.	11,169.25

COPIAH

Pine Crest	760,577.12
Hardy Wilson Memorial Hospital	461,947.67
Biggs Drug Store, Inc.	136,039.82
Super D #123	97,173.49
City Drug Store	93,769.76
Allred Pharmacy, Inc.	85,544.21
Mississippi Discount Drugs	57,197.11
City Drugs	55,622.50
Gammills Pharmacy	53,226.01
J. H. Long, M.D.	48,093.66
Fred McDonnell, M.D.	39,310.26
Economy Drug Co.	31,514.00
Robert L. Walker, M.D.	28,469.35
James R. Stingily, M.D.	27,949.08
Robert Dale, Jr., M.D.	24,533.34
Robert Windon III, D.D.S.	22,196.50
Randy Hankins, M.D.	22,145.32
Albert J. Singletary, D.M.D.	19,171.20
Jerry B. Gulledege, M.D.	17,831.36
William M. Dabney, M.D.	16,424.89
Steven Barry Liverman, M.D.	14,991.65
Richard Akin, D.M.D.	13,529.95
I.oren D. Breland, M.D.	13,333.08

COVINGTON

Covington County Nursing Home	629,766.36
Covington County Hospital	598,611.17
Clayton Drug Store, Inc.	110,909.52
Carrs Discount Drugs	95,774.72
C & C Drugs, Inc.	91,428.65
Charles C. Tyler, M.D.	65,619.80
Powell Drug Store	42,015.60
Cranfords Drug Store	31,324.14
Weston Folse, M.D.	39,488.88
Mt. Olive Medical Cl-W. Johnston	36,165.90
Mt. Olive Medical Cl-J. Johnston	28,444.50
Harlan B. Rogers, D.D.S.	25,325.00
Whites Discount Drug	23,143.93
James C. Bishop D.D.S., P.A.	16,510.15

DeSOTO

Southaven Health Care Center	820,777.24
DeSoto Discount Drugs	121,706.84
Hernando Pharmacy	55,614.21
Super D Drug #46	38,958.45
Funderburks Pharmacy	36,709.06
Hamilton Pharmacy	33,938.90
Elliott W. Tucker, Jr., M.D.	31,470.00
Henry M. Wadsworth, Jr., M.D.	31,094.61

Robert B. Seymour, D.D.S.	30,433.64
Hoovers Drug Store	27,054.95
R. C. Shackelford, O.D.	26,467.89
Wadsworth Clinic P.A.	25,700.99
Robert M. Cullen, M.D.	16,527.33
Oscos Drug Inc. #2212	14,803.84
Southaven Rexall Drugs.	14,602.69
Oliver Drug Store	13,162.12
Malcolm D. Baxter, Jr., M.D.	12,892.21
Gregory Evans, D.D.S.	11,360.75

FORREST

Conva Rest	5,044,981.69
Forrest County General Hospital	3,936,567.09
Methodist Hospital.	915,315.41
Region 12 MHC-Pinebelt	246,412.45
F. Puckett Thomas Lab	224,482.89
Marcus L. Hogan III, M.D.	111,291.13
S MS Home Health Agency	106,063.30
Fairview Discount Pharmacy	85,802.59
Hattiesburg CI PA RDU	85,646.62
Hub City Pharmacy, Inc.	84,191.51
Donald G. Townsend, M.D.	73,246.34
Charles E. Greer, D.D.S.	69,536.95
Gibson Pharmacy	65,481.26
H. Lamar Gillespie, M.D.	62,642.35
Hilton L. Gillespie, Jr., M.D.	60,457.82
Phillip W. Rogers, M.D.	58,347.07
Gambles Drugs, Inc.	57,376.10
Kelly R. O'neal Jr., M.D.	56,141.68
Hattiesburg Rad. Group KOBS	54,318.63
K & B Drugs #248	53,664.46
K & B Drugs #293	51,111.22
Petal Drug Co.	50,495.57
Hattiesburg Radiology Group.	49,124.79
Medichex Med. Screen Cl.	47,925.00
Medi Sav Discount Drugs, Inc.	40,897.05
Cohen Drug Company	39,538.65
SMS HH Inc. Reg. 1	36,978.79
Love Drug Co., Inc.	35,142.69
J. Huel Harris, D.M.D.	33,785.50
Gibson Pharmacy 3	31,975.86
Lawrence J. Naylor, D.D.S.	28,219.10
Owl Drug Store	25,570.71
S. Kimble Love, M.D.	25,100.39
Wayne B. Beyer, M.D.	23,281.51
Frank E. Dement III, M.D.	23,143.23
SW Drug Store	22,605.51
Dorothy Gillespie, M.D.	22,511.88
Charles E. Guice III, M.D.	22,320.79
Optometric Clinic P.A.	22,049.01
Jayco Specialties, Inc.	21,901.67
Surg Clinic of Hattiesburg, P.A.	21,508.45
Hattiesburg Clinic Martin	20,949.02
Terry Albert Lambert, D.D.S.	20,749.58
Randolph J. Ross, M.D.	20,306.57
Wesley Manor Home Maker	19,799.20

T.E. Ross III, M.D.	18,865.57
Hattiesburg Rad Group Velez	18,286.01
Hattiesburg Rad Group McCart	18,203.57
Frank E. Jones, M.D.	18,089.19
Hub City Pharmacy #2	18,044.32
Billie L. James, M.D.	18,033.75
Mary Clark M.D.	17,950.63
Mullican Pharmacy	17,939.82
Hattiesburg Rad Group Whitae	17,938.51
Home Health Agency Multico	17,859.98
William A. Morrison, M.D.	17,466.91
Ralph E. Abraham, M.D.	16,379.65
John R. Jackson Jr., M.D.	16,375.75
Gibson Pharmacy 2	16,368.79
William A. Whitehead, M.D.	16,140.02
Kate N. Aseme, M.D.	15,596.57
Goffery B. Hartwig, M.D.	15,571.54
Minor L. Griffin, Jr., D.D.S.	15,539.00
Green Eye Clinic, P.A.	14,594.39
J. Michael Weaver, M.D.	14,513.92
Hattiesburg Rad Group-Howard	14,218.76
Ralph T. Wicker, M.D.	14,188.23
A. Jerald Jackson, M.D.	14,052.22
Grover W. Smith, D.D.S.	13,540.27
Frank Greer, D.D.S.	13,300.75
William L. Pace, M.D.	13,249.60
David M. Owen, M.D.	13,092.01
Eugene L. Shannon, M.D.	13,089.77
Gibson Pharmacy #4	12,678.88
Marlin Gerald Lowrimore, M.D.	12,371.31
Bruce M. McCarthy, M.D.	12,265.88
R. H. Clark, Jr., M.D.	12,216.48
Dan R. Northey, M.D.	12,195.38
County Market Pharmacy	11,971.36
Eckerd Discount Drugs	11,891.46
Jerry Q. Gilder, D.D.S.	11,635.83
Lynn B. McMahan, M.D.	11,476.72
James E. Spence, M.D.	11,408.42
Glenn Norman Smith, M.D.	11,281.29
Harry E. Goza, Jr., D.D.S.	11,080.90
Ronald Kent, M.D.	10,907.75
John H. James, M.D.	10,798.09
Hilda E. McGee, M.D.	10,761.90
Ben M. Carmichael, M.D.	10,607.04
Hattiesburg Rad Group Steven	10,499.46
Joel R. Flynt, M.D.	10,494.61
Donald V. Conerly, M.D.	10,473.98
AAA Ambulance Service	10,422.49
Douglas F. Thomas, M.D.	10,244.70
J. Stephen Cockerham, D.D.S.	10,132.86

FRANKLIN

Meadville Nursing Home	449,571.46
Franklin County Memorial Hospital	213,190.71
Peoples Drug Store	89,215.09
Kings Discount Pharmacy	47,079.74
Meadville Rexall Drugs	32,144.11

Patterson's Discount Pharmacy	29,513.89
Sav U More Drugs	24,607.68
Super Save Drugs	23,912.00
W. B. Larkin, Jr., M.D.	20,030.16
Bude Clinic	18,546.53
Edward J. Schmidt, M.D.	16,586.39

GEORGE

Glen Oakes Nursing Home	522,227.11
George Country Hospital	268,684.31
Main Drug Co.	57,412.11
Jim's Discount Drugs	51,662.94
T/A Edward Discount Drugs	44,051.46
Dayton E. Whites, M.D.	31,835.89
Hospital Rexall Pharmacy	30,595.78
Thomas R. Shaw, M.D.	20,947.97
Raymond E. Tipton Sr., M.D.	19,453.64
Ronald Van Cooley, D.D.S.	17,522.80
W. Scott Ash, D.D.S.	16,519.90
RX Cabinet	14,895.85
Community Medical Center	13,642.05
William T. Robinson, M.D.	12,404.14
David James Conner, D.D.S.	11,211.50

GREENE

Melody Manor Conv. Center	547,465.87
Greene Co. Hospital	303,013.48
Dietz & Huff Pharmacy	66,880.55
Hodges Pharmacy	51,471.51
State Line Drugs	29,249.24
Anse B. Howard, III, M.D.	17,542.79
A. Moreno, M.D.	12,486.04
Gilberto Patino, M.D.	10,048.68

GRENADA

Heritage Manor of Grenada	1,367,788.58
Grenada Lake Med. Center	1,365,086.75
Grandview Health Care Center	982,619.69
Marascalcos Sav More Drugs	93,647.14
Bonnars Pharmacy	72,741.04
McClure Drug Company	66,953.66
Chaney's Pharmacy	63,776.62
Kent Dyre Drug Co.	60,551.92
Thomas E. Holden, M.D.	59,051.44
E. S. Richardson, D.D.S.	51,288.75
Dyres Prescription Shop	49,999.22
Mal S. Riddell, D.O.	48,289.29
Sidney W. Bondurant, M.D.	46,925.77
Gibson Pharmacy	46,704.30
Brister Pharmacy	46,454.22
James W. Fite, M.D.	44,473.63
D.L. Harrison, Jr., M.D.	44,341.11
Brian D. Venters, M.D.	39,126.03
R.N. Homecare Equipment Co.	37,728.83
John H. Coleman, D.M.D.	37,158.60
Robert B. Townes, Jr., M.D.	31,206.89
Marascalco Drugs	20,527.52

Poe's Medi-Save Pharmacy	18,905.81
William B. Hunt, M.D.	15,176.07
J. N. Gheraibeh, M.D., P.A.	14,590.43
Gaines L. Cooke, M.D.	12,658.25
Thomas P. McGee, M.D. P.A.	12,367.02
Guy R. Braswell, M.D.	11,690.61
M. C. Campbell, M.D.	11,552.53

HANCOCK

Hancock Medical Center	513,529.70
Hotel Reed Nursing Center	504,259.75
Vidanes E. Alcalen, M.D.	49,611.88
Big B Discount Drug #212	45,208.45
Eckerd Corp. #504	40,272.99
Bertrand O. Sy, M.D.	31,997.35
Wilcox Pharmacy	30,305.73
Fahey Drug Co.	23,123.86
Hal Jones, D.M.D.	22,513.60
Ward's Quality Drugs	19,209.69
John B. Levens, M.D.	16,510.82
Thomas B. Murphree, D.D.S., P.A.	16,485.40
Revco Discount Drugs #2612	14,591.54
James C. Crittenden, M.D.	11,969.11
Joseph R. Lee, M.D.	11,142.08

HARRISON

Memorial Hospital	3,475,610.12
S MS Retardation Center	2,144,832.73
Biloxi Regional Med. Center IN	1,542,518.52
Gulf Coast Community Hospital	1,195,071.69
Miramar Lodge Nursing Home	944,452.45
The Kare Centre	857,179.49
Dixie Whitehouse Nursing	624,766.86
Driftwood Nursing Center	560,554.66
Gulfport Conv. Center SNF	496,838.18
Garden Park Community Hospital	473,218.92
Britthaven of Gulfport	290,744.27
T-D Drugs, Inc.	172,870.92
French Drug Co., Inc.	153,284.52
Oak Place Pharmacy, Inc.	135,853.83
Region 13 MHC - Gulf Coast	100,299.25
Joseph R. Mitchell, M.D.	80,915.72
Medical Arts FHA, Inc.	78,855.29
Emi Yamashiro, M.D.	72,428.22
Economy Drugs	63,720.93
Carney A. Brice, DDS	62,911.14
Sartin-Duran Drug Co.	62,386.53
Gruich Pharmacy Shoppe	57,798.65
Eckerd Drugs #2046	53,933.42
Turner Drugs	53,054.87
Charles M. Lobrono, M.D.	52,910.16
William H. Murdock, Jr., D.D.S.	51,478.00
Sartin Discount Drugs, Inc.	50,996.73
Coastal Family Health Mitchell	49,704.90
Henry K. Killman, M.D.	46,155.25
Eddies Drug Store	42,776.52
Day Drug Company, Inc.	41,870.02

Joseph L. Faison, M.D.	37,665.47
Oney C. Raines, III, M.D.	35,416.06
Miramar Lodge DP ICF	35,758.20
Calvert Carraway PHA	35,469.38
Broad Avenue Pharmacy	34,895.69
Noel H. Johnson, M.D.	33,787.55
Thomas Lehman, M.D.	31,207.45
Edward H. Currie, M.D.	31,154.20
Richard C. Schmidt, M.D.	30,595.51
David Byrne, M.D.	29,793.21
Roy L. Irons, D.D.S.	29,790.90
Barbara Bolling, M.D.	29,747.15
Gerald W. Seagraves, D.D.S. P.A.	29,606.20
Eddie Cook Drugs	27,296.12
Douglas C. Lanier, M.D.	26,170.35
TNT Pharmacy	25,804.02
K & B Drugs #211	25,223.08
Fred H. Walker, M.D.	24,128.53
Unicare Home Health	22,394.99
Harris Taylor Drug Store	22,273.01
The Prescription Center	22,018.41
Quality Home Health Care	21,937.42
Lyman Discount Drugs	20,871.38
D.A. Hopkins, M.D.	20,596.23
Michael O. Bourgeois, M.D.	20,171.20
The Family Medical Clinic Foster	19,944.46
P. Lance Barnes, D.O.	19,784.34
Amserv Ambulance	19,734.89
John Douglas, M.D.	19,584.12
Gulfview Pharmacy, Inc.	18,837.21
D & B Drugs #292	18,834.78
Albert R. Lee, M.D.	18,759.74
Eckerd Drugs #2158	18,552.48
Felix H. Dunn, M.D.	17,552.45
Douglas G. Cosentino, M.D.	17,434.85
Big B. Discount Drugs #211	16,885.20
Eckerd Drugs #548	16,878.43
Mullers Pharmacy, Inc.	16,802.87
Sidney O. Brown, M.D.	16,781.63
Frank K. Schmidt, M.D.	16,490.10
David Reeves, M.D.	16,158.13
William F. Pontius, M.D.	15,853.20
Gregory Bertucci, M.D.	15,484.06
J.O. Tate, D.D.S.	15,711.80
Frank G. Gruich, M.D.	15,668.15
William J. Carr, M.D.	15,557.91
Covichs Pharmacy	15,466.03
T.D. Pharmacy, Inc.	15,387.78
Beach Pharmacy, Inc.	15,252.01
K & B Drugs #207	15,214.06
K & B Drugs #297	15,199.61
Pass Road Pharmacy	14,807.32
Hoshall S. Barrett, Jr., M.D.	14,728.80
S M and B Radiologist	14,692.88
Jason V. Smith, M.D.	14,559.39
Harriet A. Murphy, M.D.	14,099.22
John W. Coursey, M.D.	13,955.54

Max M. Edrington, O.D.	13,675.22
Wallace S. Sekul, M.D.	13,581.40
Laura M. Justice, M.D.	13,545.70
Robert J. Schmidt, M.D.	13,327.59
Claude Henry Roberts, D.D.S.	13,293.70
Kroger Food & Drug #395	13,193.17
Daniel O. Conwill, D.D.S.	12,943.20
Crawford H. Cleveland, M.D.	12,831.84
Raymond E. Tipton, Jr., M.D.	12,742.74
Patrick L. Pierce, M.D.	12,567.76
Michael E. Moses, Jr., M.D.	12,490.98
Gloria E. Hester, M.D.	12,484.64
Debra Gabriel, M.D.	12,307.86
Andrew K. Martinolich, M.D.	12,242.19
Warren A. Hiatt, Jr., M.D.	11,988.91
K & B Drugs #290	11,651.87
John Stephen Tomsik, D.D.S.	11,577.05
Revco Discount Drugs #2611	11,495.04
John R. Ester, M.D.	11,485.93
Don L. Sprabery, D.O.	11,455.78
John W. Godsey, M.D.	11,330.81
Edgar Dapremont, Jr., M.D.	11,302.93
Audiology SP & Lan Clinic	11,265.00
Coastal Family Health-Townsend	11,079.75
Hill Medical Equipment	10,939.11
Hans W. Adams, M.D.	10,757.43
Mobile Medic Ambulance Serv. Inc.	10,666.39
Big B Discount Drugs #210	10,646.05
Paul Matherne, M.D.	10,080.18

HINDS

University Hospital	14,460,378.52
MS State Board Health	4,730,259.65
Hinds General Hospital	3,165,142.04
MS Baptist Medical Center	3,035,488.93
St. Dominic-Jackson	1,298,835.50
Clinton Country Manor	1,119,611.60
Manhattan Health Care Center	1,114,447.92
Heritage Manor of Clinton	1,063,370.84
St. Welfare Dept.-Transportation	817,326.14
Albemarle Health Care Center	723,933.74
Belhaven Nursing Home	705,863.45
Magnolia Nursing Home	602,269.06
Albemarle Health Care Center	588,235.54
MS Methodist H & Rehab Center	560,698.54
Inglewood Manor, Inc.	428,754.15
MS Children's Rehab Center	423,395.52
Community Nursing Home	367,951.88
Carters Guest Home	360,922.32
Rush Pharmacy Jackson	351,329.73
Doctors Hospital	330,918.36
Region 9 MHC - Jackson	307,204.07
Crawford Nursing Home	297,433.05
Cottage Grove Nursing Home	288,318.10
Pleasant Hill Health Center	273,747.24
Healthcare Supplies	240,640.26
Harlan Discount Drugs	235,324.28

Univ. OB/GYN Assoc. - Martin	215,461.85
Main Drug Store, Inc.	210,612.28
Univ. OB/GYN Assoc.-Rivlin	197,919.98
Univ. OB/GYN Assoc.-Morrison	176,586.53
Compere Nursing Home	167,092.06
Lakeland Nursing Center	166,904.59
Super D Drugs #138	164,612.48
Central Dialysis Unit	148,377.78
Super D Drugs #26	141,547.57
Mr. Discount Drugs of S Jax	122,130.84
Patricia F. Norman, M.D.	119,094.26
Kidney Care RDU	117,899.55
UMC Path. Assoc.-Oneal	114,364.30
SW Drugs #20	112,707.20
Foster Medical Jackson	112,045.22
Central Children's Service	111,578.00
Univ. OB/GYN Assoc-Meeks	109,399.20
Guy Ford Rowland, D.D.S.	106,842.90
UMC Rad. Assoc - Blumenthal	98,027.47
Terry Discount Drugs	95,300.93
John D. Bower, M.D.	92,237.50
Univ. OB/GYN Assoc-McGehee	90,356.10
Univ. OB/GYN Assoc-Cowan	90,044.05
Michael H. LeBlanc, M.D.	88,697.95
T P Discount Drugs	87,345.04
Mooreco Drugs	83,140.73
Wesley Prater, M.D.	82,947.02
George D. Lyon, M.D.	80,943.37
Richard Miller, M.D.	80,885.20
Clara T. Jones Screening Clinic	78,287.00
Latha J. Brihmadessam, M.D.	77,656.45
Medi Save Pharmacy	77,640.22
Kidney Care Inc. RDU	77,210.57
Lakeland Nursing Center	75,446.35
Ching J. Chen, M.D.	73,950.87
Ken Mays Medicine Shoppe	73,474.60
Harold J. Wheeler	73,261.69
Sta Home HHA	73,098.35
Raymond Drug Store	71,112.49
Seshadri Raju, M.D.	70,382.31
Anderson Drug & Gift Center	68,563.03
Univ. OB/GYN Assoc-Lucus	66,843.12
Maurice James, M.D.	65,567.13
Jackson-Hinds Comp Health Center	64,927.20
Super D Drugs #28	64,910.48
Glen R. Graves, M.D.	63,528.65
UMC Rad. Assoc.-Russell	63,403.24
R. Kirk Smithhart, O.D.	59,155.95
Malcolm P. Taylor, M.D.	56,227.02
Cortez McFarland, M.D.	55,160.80
Radiological Group P.A.	54,599.80
UMC Rad. Assoc.-Harrison	53,752.88
Super D DRugs #24	51,377.49
David Bruce, M.D.	49,351.15
Billy N. Watkins, M.D.	47,555.85
Andrew D. Parent, M.D.	44,698.58
Ronald J. Kendig, M.D.	44,185.81

Edwards Pharmacy	43,468.36	Rae R. Hanson, M.D.	25,031.30
Prescription Shoppe	43,294.29	Clinical Path. Lab	24,922.23
UMC Rad. Assoc. B. Patel	42,275.40	C. Frazier Landrum, M.D.	24,490.40
UMC Rad. Assoc.-Hickman	42,194.42	Brent's Drugs	24,352.14
Harvey C. Sanders, M.D.	42,016.06	C. E. Jones, Jr., D.D.S.	24,219.65
Howard Medi Save Pharmacy	40,147.60	Lakeland Surgical Clinic	24,121.23
Super D Drugs #101	39,955.70	Andrew C. Taylor, D.M.D.	23,900.32
Univ. OB/GYN Assoc - Barnes	39,950.80	Phy. Anes. Group	24,503.56
James D. Mitchell, M.D.	39,699.61	Ronald P. Krueger, M.D.	23,311.70
Annyce Campbell, M.D.	39,533.87	Charles R. McCollum, Jr., M.D.	23,277.48
Univ. OB/GYN Assoc-Pryor	39,089.10	Metro Discount Drugs	22,893.49
UMC Rad. Assoc.-Morano	38,872.91	Cris Puckett, M.D.	22,887.90
Donna M. Anderson, M.D.	38,735.67	Utica Drug Company	22,878.30
Jackson Hinds Center	38,171.75	Calvin L. Schuster, M.D.	22,617.66
Jackson Rad. Assoc. P.A.	38,139.85	C. J. Moran, Jr., M.D.	22,255.08
Eckerd Drugs #597	37,846.28	Starkey L. Hudson, M.D.	22,254.90
Luther C. Fisher, III, M.D.	36,845.13	Suman K. Das, M.D.	22,180.90
Winsor V. Morrison, M.D.	36,584.35	Gloria G. Johnson, D.M.D.	21,968.40
UMC Rad. Assoc.-Routh	36,500.10	Super D Drugs #51	21,759.67
Connie McCaa M.D.	35,626.34	Fred McMillan, M.D.	21,577.79
Mid. South Artificial Limb Co.	35,295.18	Ottis G. Ball, M.D.	21,173.67
E. L. Gieger, M.D.	35,276.05	James D. Hardy, M.D.	21,111.52
Capitol Drug Company	34,894.55	Allen R. Yates, M.D.	20,873.10
Joes Super Discount Drugs	34,343.09	E. H. Finch, D.D.S.	20,314.25
Mississippi Discount Drug	34,043.70	Robert P. Henderson, M.D.	20,115.88
UMC Rad. Assoc.-Cranston	32,814.18	David G. Watson, M.D.	20,076.85
LeFleur OB/GYN Sutherland	32,510.76	Charles O'Mara, M.D.	20,028.50
James A. Joransen, M.D.	31,856.70	Patrick H. Lehan, M.D.	19,907.59
Serve U Home Health Agency	31,608.55	UMC Rad. Assoc. - Powers	19,859.88
Lakeland Radiologists P.A.	31,584.66	E. Taliaferro Warren, M.D.	19,803.03
UMC Rad. Assoc.-Flowers	30,914.87	Gastrointestinal Assoc. P.A.	19,404.82
Treasury Drugs #7831	30,731.23	Samuel Jones, M.D.	19,339.76
Robert Smith, M.D.	30,634.66	William F. Hand, D.D.S.	19,281.00
Marjorie H. Hendrickson, M.D.	30,576.44	James L. Hughes, Jr., M.D.	19,279.88
Carson Linda Johnson, O.D.	30,555.13	Jackson-Hinds Community Health - Utica	19,105.00
Bradford Brent Drugs	30,362.69	Sims Prosthetic - Ortho	18,936.83
Gordon R. Niamatali, M.D.	29,675.58	Robert F. Campbell, M.D.	18,692.79
Carl H. Boykin D.D.S.	28,874.90	Revco Discount Drugs #1531	18,029.40
LeFleur OB/GYN Assoc. P.A.	28,577.80	Aaron Shirley M.D.	17,991.15
Jackson Medical Association, P.A.	28,496.38	Harold E. Cook, III, M.D.	17,920.24
Diag. Radiology Assoc. P.A.	28,471.63	Treasury Drug Center #838	17,786.36
Thrifty Drug Store #1	28,230.76	Wilhelmina F. Oreilly, D.D.S.	17,617.60
Bobby J. Heath, M.D.	28,053.00	Joe Norman, M.D.	17,426.90
James D. Fly, M.D.	27,904.28	William F. Lynch, M.D.	17,415.80
Southern Prosthetics	27,880.73	J. Bert Davis, M.D.	17,366.75
UMC Rad. Assoc.-Connors	27,420.11	David Westbrook, M.D.	17,355.26
William Patrick Edgar, D.D.S.	27,188.43	Douglas Gorman, M.D.	17,272.85
Carol Scott Conner, M.D.	26,875.94	C I T Y Inc./Wright M.D.	17,173.62
Samuel B. Johnson, M.D.	26,727.21	William J. Bell, M.D.	17,087.05
Vinod K. Anand, M.D.	26,091.92	Jasmine R. Owen-Chapman, D.D.S.	17,054.60
UMC Rad. Assoc. - Patel R.	25,922.92	Howard H. Nichols, M.D.	16,950.45
Herbert Myers, M.D.	25,715.13	M. Victoria Gerken, M.D.	16,898.54
UMC Rad. Assoc. - Gibson	25,493.31	William H. Rosenblatt, M.D.	16,849.60
Medi Stat Pharmacy	25,330.03	Michael J. Boland, M.D.	16,386.50
Lakeland Nursing Center	25,239.37	Houston Discount Drugs	16,220.64
UMC Rad. Assoc. - Gray	25,135.85	Tellis B. Ellis, III, M.D.	16,137.17
Miss. Council Aging / LeFlore	25,134.00	Dan Emory Smith, M.D.	16,064.84

HUMPHREYS

Humphreys Co. Nursing Home	606,707.56
Humphreys County Hospital	250,938.69
Stubbs Drug Store	223,642.53
Gortons Pharmacy	140,482.46
Turner's Drug Store, Inc.	123,775.87
Mid Delta Home Health, Inc.	106,653.50
William Touchstone, M.D.	93,136.90
Long's Drug Store	81,812.93
Walter M. Gorton, M.D.	72,965.38
Clinic Pharmacy	65,044.31
Robert D. Newton, D.M.D.	59,109.55
Samuel C. Sugg, M.D.	27,639.54
Cobb R. Touchstone, P.A., M.D.	18,545.12
Humphreys County Ducl.	18,464.13
Daisy M. Thomas, M.D.	14,132.17
Toxey E. Hall, M.D.	13,692.34

ITAWAMBA

Daniel Nursing Home	1,187,491.29
Itawamba County Hospital	179,037.34
Prescription Center-Fulton	78,030.03
The Apothecary Shop	72,207.04
S & W Pharmacy, Inc.	43,262.77
Garry's Drugs	39,578.36
Fulton Drug Company	37,829.11
G. A. Tubb, M.D.	13,945.88
Mantachie Pharmacy	13,919.29
Billy T. Collum, M.D.	12,344.60

JACKSON

Singing River Hospital	2,904,979.92
Gulf Coast Nursing Home	769,533.42
Plaza Nursing Center	605,650.44
Ocean Springs Nursing Center	315,466.67
Ray A. St. Romain, M.D.	64,312.52
Eckerd Pascagoula	62,261.41
J. Richardo Merlos, M.D.	59,137.58
Joseph B. Witty, M.D.	56,706.88
Sav Rex Pharmacy	52,022.59
Region 14 MHC-Singing River	51,379.50
Medical Arts Pharmacy	47,329.98
James H. Halbrock, D.D.S.	43,377.10
Clifford A. Seyler, M.D.	41,727.01
K & B Drugs #245	39,119.78
Revco Discount Drugs #4203	35,277.52
Hurley Discount Drugs & Variety	35,017.10
Jeffrey L. Sauls, M.D.	34,699.37
George M. Henneberger, M.D.	34,286.61
Escatawpa Pharmacy	33,723.72
Lovelace Drug Store	32,750.20
Alan J. Clark, M.D.	25,521.04
Sav Rex #631	25,904.87
Sav Rex Pharmacy	25,351.62
Paul L. Moore, M.D.	24,951.98
Patterson's Pharmacy	23,691.50

Reuben P. Morris, M.D.	23,337.50
Burnham Drug Co., Inc.	21,843.56
Julius A. Bosco, M.D.	20,904.36
Marion Tucker, M.D.	20,578.65
Medi Mart Pharmacy	20,564.13
James B. Martin, M.D.	20,408.65
Cavers, Inc.	20,025.87
Gulf Coast Neph-Pascagoula	17,832.32
Pas Point Discount Drugs	17,720.04
VanCleave Drugs	16,981.03
Esther G. Barry, M.D.	16,279.95
Jay's Discount Drug Center	16,014.53
K & B Drugs #295	14,467.01
Revco Discount Drugs #2610	14,398.98
Daniel J. Enger, M.D.	13,126.23
Plaza Sav-Rex Pharmacy	12,877.69
John F. Johnson, M.D.	12,862.38
S R Radiology Group	12,688.49
Jeff A. Hodges, M.D.	12,595.28
Christopher E. Wiggins, M.D.	12,449.80
Gulf Coast Neph-Brunt	12,330.47
William Ehlert, M.D.	12,116.34
Eckerds #528	11,782.31
Clarence Avery, D.D.S.	11,631.57
Paul H. Moore, Jr., M.D.	11,520.64
Glyn R. Hilbun, M.D.	11,269.95
Pascagoula Drug CO.	11,088.98
S. E. Wilson Jr., D.D.S.	10,753.25
Steven K. Miner, D.M.D.	10,500.30

JASPER

Jasper Health Care	533,369.99
Jasper General Hospital	230,136.62
Standard Drug Store	75,774.91
James's Discount Drugs	66,908.56
Bay Center Drugs	65,202.79
Standard Drug Store	50,831.03
Heidelberg Pharmacy, Inc.	48,439.52
Adron K. Lay, M.D.	43,897.68
Barnett Pharmacy	39,850.29
William R. Eure, M.D.	38,181.38
Jasper County Nursing Home	32,653.06
Samuel M. Massey, D.D.S.	16,945.36
Home Oxygen & Medical Equipment	16,442.73
Jerald S. Hughes, M.D.	15,257.84
Hadley Hughes Clinic	14,428.43
Jasper Medical Serv-Oostwouder	13,821.03

JEFFERSON

Jefferson County Hospital	465,772.67
Sav-Rite Drugs of Fayette	147,933.78
Marron Bankston, Inc.	89,293.98
Shanti Pandey, M.D.	83,881.13
Willie L. McArthur, M.D.	82,043.46
James S. Mangum, D.D.S.	43,151.15
Jefferson Comp. Health Center Phar.	25,873.58
Medger Evers Comp HHA	20,745.69

JEFFERSON DAVIS

Jefferson Davis County	748,557.82
Hudson Drugs	155,195.40
Palace Drug Store	87,281.67
Bassfield Family Pharmacy	44,991.99
Myron L. Arrington, M.D.	44,884.62
Fred's Pharmacy	30,766.91
David B. Cloyd, D.D.S.	28,514.35
Frank L. Leggett, M.D.	21,997.78
City Drug Store	21,782.91
Randy S. Hathorn, D.M.D.	21,362.90
Dinesh Goel, M.D.	20,803.31
Hudson Drugs	17,024.55
Ralph Fortenberry, M.D.	14,843.04
Bullocks Discount Pharmacy	13,127.14

JONES

Ellisville State School	8,748,876.88
Jones County Comm. Hospital	1,433,186.13
Heartside Haven Nursing Home	907,028.90
Jones County Rest Home	836,033.48
S MS State Hospital	490,184.00
Davison Rest Home	397,279.37
Nucare Convalescent Center	384,377.49
Therrell Drug Store, Inc.	97,223.34
Blackledge Discount Drug, Inc.	66,225.20
Read Drugs	64,412.79
Wallace Rexall Drugs	57,068.47
Carter Wells Discount Drugs #1	55,014.07
Thirteenth Avenue Pharmacy	50,440.09
Dikets Professional Drug	50,093.88
Thomas Pharmacy	48,406.24
Johnston Drug Store	47,499.00
Don's Drugs	47,201.11
Radiology Assoc. P.A.	44,077.23
Laurel Renal Dial. Center	43,881.81
Hearthside Pharmacy	43,656.51
James U. Morrison, Jr., M.D.	36,952.06
Ellisville Municipal Hospital	35,737.44
Wells Discount Drugs	31,143.57
Eckerd Discount Drugs 150	30,975.27
Williams Drugs	23,843.66
K & B Drugs #283	23,329.83
Rex W. Collins, M.D.	22,717.95
R. H. Mehta, M.D.	21,824.73
Thomas F. Leggett, Jr., D.D.S.	21,544.40
Cecil T. Williams, M.D.	20,060.68
Carter Wells Discount Drugs #2	19,494.45
Laurel Bone & Joint Clinic	19,376.63
Alton F. Moss, M.D.	19,355.96
B.R. Patel, M.D.	18,947.16
Clyde R. Allen, M.D.	17,570.73
Thomas K. Judd, M.D.	17,431.48
T.H. Blake, Jr., M.D.	16,894.49
Doug's Discount Drugs	16,104.44
Kamlesh Nayak, M.D.	15,196.03
Mary T. Harrington, D.M.D.	15,147.60

Kent B. Leggett, D.M.D.	15,007.45
C. G. Hull, III, M.D.	15,001.14
Sergio Gonzalez, M.D. P.A.	14,622.65
Sandersville Discount Drugs	14,473.72
Henry W. DeWitt, Jr., M.D. P.A.	14,468.37
Michael Ruth, M.D.	12,686.44
James Chapman Waites, M.D.	12,657.22
Laurel Family Clinic	12,548.28
Robert R. Applewhite, M.D.	11,584.56
Kroger Food & Drug #355	11,537.93
Harvey B. Wright, M.D.	11,061.53
Thomas R. Howell, M.D.	10,358.67
North Laurel Discount Drugs	10,149.97

KEMPER

Kemper Co. Nursing Home	490,045.92
Vandevender Drug Store	165,407.74
Kemper County Hospital	105,342.10
J. L. Smith, M.D.	20,794.02
Prentiss F. Keyes, M.D.	20,505.20
Adams Drug, Inc.	13,486.54
Dan Fulton Jr., D.D.S.	12,435.00

LAFAYETTE

N MS Retardation Center	4,694,182.24
Oxford Lafayette County Hospital	1,178,042.29
Graceland's, Inc.	1,033,890.28
Region 2 MHC - Regional	301,401.00
Golden Years Retirement	166,930.93
Coleman's Health Care Pharmacy	85,838.03
Thomas S. Glasgow, M.D.	48,859.48
Gathright Reed Drug Company	47,357.06
Billy Joe Jordan, M.D.	47,055.75
Chaney's Eastgate Pharmacy	42,135.35
G & M Pharmacy	38,893.76
Mid Town Drugs	34,038.53
James W. Rayner, M.D.	33,400.54
Wayne T. Lamar, M.D.	32,724.20
N MS Retardation Cooper	28,987.00
Magnolia Health Service, Inc.	27,199.22
James Stephen Purdon, M.D.	26,225.13
Leslie Drugs, Inc.	19,711.96
William M. Spencer, M.D.	19,384.76
Waller's Discount Drugs	15,645.52
Covin M. Jordan, M.D.	14,605.86
W. Joseph Burnett, M.D.	12,656.25
Joseph Supple, M.D.	11,495.33
Internal Med. Assoc-Oxford	10,662.72
Michael L. King, M.D.	10,541.40
Dexter W. Walcott, M.D.	10,199.97
Super D Drugs #143	10,027.55

LAMAR

Adventist Health Center	804,129.51
Lumberton Citizen's Hospital	143,755.79
Citizens Drug 2	115,242.10
John's Discount Drugs, Inc.	89,438.37

Hudson Rexall Drugs	65,953.70
Sumrall Drug Store	46,181.04
John's Discount Drugs, Inc.	45,951.05
Lumberton Drugs, Ltd.	39,974.13
Thomas McFarland, M.D.	24,115.09
Bob Henry Parker, D.D.S.	17,665.94
William H. Vann, Jr., D.D.S.	15,187.05
Richard D. Vincent, D.D.S.	13,052.80
Daniel J. Stepp, M.D.	11,326.23

LAUDERDALE

E Miss Hospital	1,998,862.43
Broadmoor Health Care Center	823,771.81
Matty Hersee Hospital	765,198.08
F. G. Riley Memorial Hospital	677,753.54
Meridian Regional Hospital	572,886.32
Rush Foundation Hospital	562,471.10
Meridian Conva Home	534,768.16
Meridian Nursing Center	532,095.99
Don Waldrons Discount Drug	378,012.93
Queen City Nursing Center	370,730.63
Jeff Anderson Memorial Hospital	361,871.80
Benchmark Health Are Inc.	291,665.51
Mr. Discount Drugs, Inc. #3	212,016.62
Medical Path. Lab., Ltd.	166,757.85
Golden Sunset Guest Home	139,876.26
Region 10 MHC-Weems	111,584.00
Tutor Drug, Inc.	105,537.89
Eugene Hunter, D.D.S.	96,071.35
Rayner Drug Store	95,071.44
Olufemi M. Okunoreen, M.D.	86,972.85
Walter R. Holladay, M.D.	75,002.64
Mr. Discount of Meridian #2 IN	72,503.98
Kidney Care Meridian	56,010.95
Milton R. Raines, M.D.	49,953.92
Mr. Discount Drug of Collinsville	36,657.36
Roger Covington, D.D.S.	35,841.04
Charles A. Ray, III, M.D.	35,780.39
J. T. Callahan, M.D.	33,460.48
Eckerds Drug Store #134	33,036.00
Medical Arts Surgical Group	28,310.92
Howard Medi Save Pharmacy	27,008.39
Joseph F. Schneider, M.D.	24,017.52
Maurice E. Snyder, M.D.	23,458.33
A. Gary Boone, M.D.	23,148.46
A. Wayne Sullivan, M.D.	22,143.19
Howard Medi Save Pharmacy	21,794.54
Frederick R. Hunt, M.D.	21,129.92
Meridian Anes. Group	20,795.32
Duke's Discount Drugs	20,750.24
Dura-Quip Med. Equip. Inc.	18,852.94
Hospital Discount Drugs	18,258.91
Anderson Pharmacy	17,641.95
William F. Reid, M.D.	17,500.69
E.E. Robinson, Jr., M.D.	16,420.14
Meridian Radiology Assoc. P.A.	15,684.01
Internal Medicine Assoc.	15,558.16

William W. Woods, III, D.M.D.	15,401.50
Eckerd Drugs #184	15,191.28
William Dudley, Jr. M.D.	13,708.59
Reginald P. White, M.D.	13,617.70
Thomas H. Greer, M.D.	12,989.97
Meridian Orthopedic	12,446.03
Don E. Marascalco, M.D.	12,266.98
Lauderdale Co. Emergency Amb. Serv.	11,614.91
Revco Discount Drugs #1520	11,397.67
Luis V. Borrell, M.D.	11,350.71
G. L. Arrington, Jr., M.D.	11,268.06
Gary G. Gordon, D.O.	11,001.45
John C. Clay, M.D.	10,200.40

LAWRENCE

Lawrence County Nursing Home	632,493.66
Lawrence County Hospital	386,644.03
Hudson Pharmacy #1	165,641.27
Wellborn Save-On Drugs	62,667.73
Dudley's Discount Drugs	48,966.27
Brantley B. Pace, M.D.	37,732.76
M & M Discount Pharmacy	33,000.98
Lee's Drug Store	29,502.01
Richard G. Burris, M.D.	20,472.58
Janet A. Cunningham, M.D.	15,135.32
Philip S. Horner, M.D.	13,696.21
Daniel G. Martindale, D.D.S	13,010.60
John W. Waller, M.D.	12,021.84

LEAKE

Carthage Health Care Center, Inc.	792,142.93
Leake County Extension Care Unit	368,928.39
Thaggard Hospital	228,924.30
Super Discount Drug Store	162,457.97
Hospital Discount Drugs	131,060.69
Carthage Discount Drugs	111,249.58
Leake County Memorial Hospital	108,024.54
City Drug Store	85,373.36
Leake Drug Store	70,822.28
William M. Myers, II, D.M.D.	49,108.25
David Moody, M.D.	44,090.04
A. L. Thaggard, Jr., M.D.	43,182.37
The Prescription Shop	29,060.11
Randall Nance, M.D.	24,443.15
James R. Mayfield, M.D.	22,648.65
Thomas Gross, II, D.M.D.	22,124.30
Frank W. Bowen, M.D.	21,622.46
Kimball C. Kirkland, M.D.	10,001.42

LEE

North MS Medical Center	2,916,651.66
Tupelo Manor Nursing Home	1,386,856.36
Lee Manor Nursing Home	870,468.49
Cedars Health Center	688,066.71
North MS Dialysis Service, Inc.	172,676.35
Region 3 MHC-NW Mental Health	167,480.87

Medical Arts Pharmacy	108,611.75
T&S Pharmacy & Medical	72,115.17
Thomas D. Woodridge, M.D.	71,900.58
Super D #47	71,053.32
Medical Center Drugs	56,156.33
Radiology of Tupelo, P.A.	66,096.01
Internal Medicine Association	65,816.14
East Heights Pharmacy	51,607.11
The Medicine Shoppe	51,425.64
Surgery Clinic of Tupelo	46,785.01
McDuffie Drug Company	38,587.40
Community Discount Drugs	36,240.51
Jim Bain's Pharmacy	34,098.09
Tupelo Orthopedic Clinic	33,300.83
Children's Dental-Warriner	33,080.90
Urology, P.A.	29,541.95
Nelson's Discount Drugs	28,223.56
Tupelo Anesthesia Group	26,602.41
Roland P. Guest, M.D.	26,453.83
Joe Bailey, M.D.	25,805.44
Thurmond Beasley, D.D.S	25,459.80
John M. Blakey, M.D.	25,411.19
Super X Drug MS-3	25,249.19
Swan B. Burrus, M.D.	22,957.46
Edmondson's Drug Store	22,578.39
Glenn H. Bennett, M.D.	21,740.75
John Sanders, M.D.	21,477.89
Total Home Care of MS, Inc.	21,284.06
H. K. Hudson, M.D.	20,706.12
C. J. Sanders, M.D.	20,617.00
William L. Kahlstorf, M.D.	20,245.25
Jack H. Kahlstorf, M.D.	20,213.68
Super Sav-On Drugs-Tupelo	19,650.79
Chester K. White, M.D.	18,979.90
Douglas E. Clark, M.D.	18,680.49
Norris Crump, M.D.	18,291.72
Kincannon Elk Thomas	17,952.39
John's Pharmacy	17,410.94
John W. Cox, M.D.	17,309.78
Robert A. Kennedy, M.D.	16,785.43
Frank W. Wilburn, M.D.	16,272.18
James H. Neely, M.D.	15,917.48
Surgery Associates, P.A.	15,175.07
Marshall Edmondson, M.D.	14,285.26
Gilbert's North MS Home Health Agency	13,286.20
S. Jay McDuffie, M.D.	13,241.61
Baldwyn Satellite	13,168.92
N. MS Hematology & Oncology Associates	13,144.18
Marion M. Winkler, Jr., M.D.	13,118.88
Vernon Chase, M.D.	13,007.51
Charles P. Tharp, M.D.	12,743.97
David D. Moore, Jr., M.D.	12,740.99
Thomas T. McDonald, M.D.	12,273.31
J. Leighton Pettis, Jr., M.D.	12,232.68
Superx Drugs MS-3	12,197.17
James T. Trapp, M.D.	11,458.93
North Miss. Surgery Center	11,432.60

Daniel L. Brasfield, M.D.	11,146.01
Walgreen Drug Store	10,849.07
Kenneth J. Gaines, M.D.	10,722.54
Mitch Massey, M.D.	10,303.11
Joseph J. Chappell, Jr., M.D.	10,116.87

LEFLORE

Greenwood Leflore Hospital	2,469,217.25
Golden Age Nursing Home-SNF	1,197,500.78
Pemberton Manor	1,174,982.88
Heritage Manor/Greenwood	713,574.29
Care Inn Greenwood	467,368.00
Chaney's Pharmacy	345,533.88
Region 6 MHC-MNTL Retardation	265,659.50
Crick Medical Clinic Pharmacy	174,299.17
Fred's Pharmacy	162,636.56
Brett Persons, M.D.	152,044.46
Michael T. Boler, M.D.	140,167.84
EMS Clinic RHC	122,045.94
Edwin M. Meek, Jr., M.D.	115,107.76
S. R. Evans, Jr., M.D.	113,050.65
Medical Center Pharmacy	105,985.11
Kidney Care Inc., Greenwood	105,446.20
Durham's Drug Store	101,883.55
Barrett Hodges Drugs, Inc.	91,396.93
Crosstown Pharmacy	86,724.88
Clyde Smith, M.D.	76,702.38
Economy Drugs	75,324.30
Gene E. Crick, M.D.	71,055.75
Eckerd Discount Drug	70,393.26
Eastgate Pharmacy	67,479.47
Valencia P. Martin, M.D.	66,355.85
Frederick J. Bradshaw, M.D.	65,542.26
Todd Fincher, D.M.D.	51,790.54
Paul Kosko, M.D.	49,916.99
Raymond W. Browning, M.D.	42,604.33
Debbie Gregory, D.M.D.	42,369.19
Sta-Home HHA	40,254.72
Michael W. Coleman, M.D.	39,931.40
Willaim B. Jones, M.D.	36,146.97
Carl P. Bernet, M.D.	35,785.01
Donald Pierce, M.D.	34,627.28
S. H. Jeff Lambdin, M.D.	34,264.41
John Hey, M.D.	34,221.92
Michael H. Carter, Jr., M.D.	30,883.39
Greenwood Radiology Group, P.A.	31,379.29
Eugene F. Webb, M.D.	29,378.75
J. F. Lucas, Jr., M.D.	25,196.92
A. R. White, Jr., M.D.	24,357.14
Fred M. Sandifer, III, M.D.	20,255.87
W. M. Hicks, M.D.	19,709.18
Tallazoo Ambulance Service	19,143.23
Walter C. Moses, Jr., M.D.	18,848.18
John A. Smith, Jr., D.D.S.	17,354.10
Bowles Pharmacy, Inc.	16,039.10
Kenneth L. Hines, M.D.	15,627.06
James S. Robbins, M.D.	14,020.98

James R. Hardin, M.D.	13,171.27
George J. Nassar, M.D.	12,097.10
Frank P. Stainback, D.M.D.	11,110.30
Milton T. Person, Jr., M.D.	10,061.49

LINCOLN

Res-Care, Inc.	2,020,932.73
Country Brook Living Center	1,109,709.53
King's Daughters Hospital	577,575.39
Brook Manor Nursing Center	451,333.35
Haven Hall Nursing Center	409,068.95
Silver Cross Nursing Home	290,747.67
Super D Drugs 31	103,182.42
Bane Drug Center	92,790.93
Brandt Larue Baker, D.D.S.	70,210.25
Case's Pharmacy	49,987.90
Robert Watts Pharmacy	48,897.13
Brookhaven Drugs	40,624.74
Vernon W. Doster, M.D.	34,812.11
Caleb W. Herndon, M.D.	31,682.44
Edwin Bert Bradford, M.D.	29,401.53
Roger's Discount Drugs-Brookhaven	29,146.45
Baker's Pharmacy	28,908.88
Cartwheel Lodge Drug Room	27,074.01
Associated Radiology, P.A.	21,397.95
Jim C. Barnett, Jr., M.D.	21,054.79
J. J. Breeland, M.D.	18,485.97
Joseph C. Hillman, M.D.	17,718.22
Mac L. Baker, D.D.S.	17,638.95
David N. Carner, M.D.	16,487.04
Louie F. Wilkins, Jr., M.D.	15,251.21
Brookhaven Optical Dispensary	15,169.55
David Hill Strong, M.D., P.A.	14,943.37
K & B Drugs #285	14,199.27
Medi-Care Pharmacy	13,593.14
Dan T. Keel, Jr., M.D.	12,343.43
Albert L. Lott, M.D.	11,823.45
Prentiss L. Smith, M.D.	11,808.80
Fred W. Smith, O.D., P.A.	11,347.94

LOWNDES

Golden Triangle Reg. Med. Cen.	1,819,563.08
Aurora Australis Lodge	695,871.79
Magnolia Manor Nursing Home	467,053.69
Columbus Hospital	342,514.39
Frederick J. Hunter, M.D.	147,919.07
Southern Drugs	116,497.20
Columbus Pathology Laboratory, L.T.D.	93,133.61
Medical Arts Pharmacy	73,175.17
Radiology Clinic	72,099.46
James H. Sams, M.D.	65,518.93
Jessie C. Williams, M.D.	61,692.15
Shelton's Pharmacy	46,118.54
Aflord Drug Company	46,038.61
Kidney Care, Inc., RDU, Co.	44,602.51
Jo Newall Robinson, M.D.	43,162.65
Reece's Drug Store	42,885.32

Franklin R. Colom, D.D.S.	38,769.20
Super X Drug MS-1	35,948.81
John Robinson, D.D.S.	35,634.45
Charles B. Dahlke, M.D.	32,829.74
M. L. S. Gaines, M.D.	31,714.20
William R. Ford, M.D.	27,689.80
Revco Discount Drugs #2676	26,384.96
B. L. Sullivan, M.D.	25,839.46
J. M. Griffith, M.D.	25,675.94
Internal Medicine-Columbus	24,951.96
K & B Drugs #294	24,943.74
Richard L. George, M.D.	24,029.19
Alexander's Home Health Agency, Inc.	23,110.85
Harco Super Drug #233	20,407.46
Gibson's Pharmacy	20,210.60
Law's Drug Store	19,313.42
Super X Drugs MS-1	19,257.41
Gilbert O. Spencer, Jr., M.D.	18,886.00
Robert's Apothecary	18,176.86
William's Drug No. 1	17,931.03
Joseph Boggess, M.D.	17,116.30
Glenn B. Richardson, M.D.	15,994.20
Health-Medical, Inc.	15,027.45
Jerry L. Stennett, M.D.	13,880.64
Jacob Skiwski, M.D.	13,424.14
Albert H. Laws, M.D.	12,608.27
Thomas L. Vinson, M.D.	12,606.30
Thomas F. Adams, M.D.	12,582.70
Bernard H. Ellis, M.D.	11,043.87
Thomas F. Adams, M.D.	10,681.75
Gerry Jeffcoat, M.D.	10,435.28

MADISON

Canton Manor	1,835,217.25
Madison General Hospital	818,889.46
Madison County Nursing-SNF	589,341.59
Willard F. Bond Home	312,071.09
Canton Discount Drugs	202,795.57
Guy's Drug Store	184,219.65
Mississippi Discount Drug	178,206.21
Allen's Drug Store	176,957.28
E. G. Spivey, Jr., D.D.S.	95,456.74
Flora Discount Drugs	94,116.48
Mosby's Drug Store	65,040.51
Hudson's Pharmacy	53,223.67
William Truley, M.D.	47,559.77
Charles H. Williams, M.D.	45,398.38
Jacob's Drugs	35,673.32
George D. Allard, M.D.	31,711.02
Ridgeland Discount Drug	31,658.46
Joe W. Terry, M.D.	29,279.48
Louis Saddler, M.D.	27,856.34
Terrel O. Bailey, M.D.	25,237.61
Terry Moody, D.M.D.	24,887.29
Clyde McLaurin, M.D.	24,647.02
A. Alexandrou, M.D.	24,416.91
Indira K. Veerisetty, M.D.	20,883.41

Madison-Yazoo Leake Health	20,601.60
W. Craig Boyce, O.D.	19,138.64
Alfred Fletcher, M.D.	15,203.33
Allan P. Durfey, Jr., M.D.	14,692.60
Ruth R. Morgan, D.D.S.	14,482.65
Janice Bacon, MYL, M.D.	13,829.05

MARION

Heritage Manor	1,130,459.18
Marion County General Hospital	533,100.00
The Myrtles	375,309.61
Cedars Conv. Center, ICF	318,585.41
Sav On Drugs of Columbia	120,640.11
Cook & Fortenberry	90,134.07
Discount Drugs	89,203.61
Columbia Discount Drugs, Inc.	72,078.51
Taylor's Pharmacy	54,502.78
Shepard's Pharmacy	52,305.13
Family Clinic	51,748.41
The Harris Drug Company	43,428.04
Revco Discount Drugs #2691	30,341.44
Eckerd Drugs #594	27,414.37
The Myrtles	26,800.54
Richard Celentano, D.M.D.	24,068.08
Walker Brothers Druggist	23,345.78
D. W. Sturdivant, D.D.S.	22,290.53
Dick Thomae, M.D.	18,023.22
Frank S. Hill, Jr., P.A. M.D.	16,532.59
Marion County Hospital, HHA	14,055.01
Charles P. Bass, M.D.	13,536.40
Tony L. Humphries, D.D.S.	13,267.25
Oscar A. Smith, O.D.	12,425.74
Robert Herrington, M.D.	11,354.43
Norman Ervin, M.D.	10,883.98
Frank Fortenberry, M.D.	10,140.54

MARSHALL

Heritage Manor Holly Springs	1,129,048.93
Marshall County Hospital	471,594.92
Tyson Drug Company	202,151.25
Seale Drug Company, Inc.	185,759.67
Freeman's Pharmacy	85,769.87
Byhalia Drug Company	82,279.85
Robert Tate, M.D.	68,364.14
Robinson's Drug Store	48,845.55
Henley John Jones, D.D.S.	44,501.45
Joseph A. Hale, D.D.S.	33,520.45
Benjamin L. Hammack, M.D.	32,643.94
Brooks V. Monaghan, M.D.	25,374.92
Marion V. Green, M.D.	17,358.95
Marshall County Hospital	13,949.06
NEMHC, Inc.-Patterson	12,752.39
NEMHC, Inc.-Briski	11,889.88
NEMHC, Inc.-Evans	11,582.43
J. T. Jones, O.D.	11,258.30

MONROE

Amory Manor Nursing Home	1,712,558.68
Hillcrest Manor, Inc.	998,921.94
Gilmore Memorial Hospital	701,710.37
Aberdeen Monroe County Hospital	308,094.37
Sav-On-Drugs	127,357.65
McDuffie Pharmacy	105,497.31
Hillcrest Manor Nursing Home	81,762.50
Hudson Drugs, Inc.	80,871.34
Harco Drug, Inc. #225	71,431.69
Senter's Drug, Inc.	57,421.21
Hall Pharmacy	45,858.10
Peoples Drug Company	43,166.24
Fred's Pharmacy	37,284.68
Harco Super Drug	36,700.95
L. F. Pinkley, Jr., M.D.	30,521.27
William T. Oakes, M.D.	29,448.66
Hamilton Pharmacy	29,140.12
Melvin R. Holman, M.D.	28,755.47
Ganesh N. Kini, M.D.	28,113.21
John N. Turnage, M.D.	27,873.77
John D. Seay, M.D.	27,188.05
Tom Elmore, M.D.	26,944.99
Robert E. Coghlan, M.D.	26,935.90
Charles A. Sisson, Jr., M.D.	19,919.04
James P. McVaugh, D.M.D.	16,631.30
Ronald Allen Medley, D.M.D.	16,120.50
Smithville Drug Company	14,790.73
Terry W. Odom, M.D.	13,859.74
Roger Wright, D.M.D.	12,195.85
Phillis E. Mason, M.D.	11,632.92
Roger D. Ratliff, M.D.	10,953.89
Danny Moore, M.D.	10,673.53

MONTGOMERY

Winona Manor Nursing Home	1,079,938.98
Tyler Holmes Hospital	554,014.58
Kilmichael Hospital	170,783.18
Kilmichael Drug Store	124,158.54
Super G Drugs	103,722.32
Plaza Drug Store	88,378.85
Moorman's Drug Store	84,056.96
William A. Middleton, M.D.	74,838.26
L. C. Henson, M.D.	49,012.06
David L. Meadows, M.D.	43,738.84
Bozone's Pharmacy	42,176.79
Jagwani Sunder, M.D.	28,067.47
Charles S. Watras, M.D.	18,253.89
Rebecca Hodges, M.D.	13,998.95
Louie V. Harrison, III, D.D.S.	13,031.90

NESHOBA

Neshoba County Nursing Home-D.P.	1,178,594.10
Brown's Discount Drugs	105,410.47
Hospital Discount Drugs	85,998.54
Hamill Drug Store	80,097.14

Chandrashe Khar V. Joshi, M.D.	54,273.10
Adkin's Pharmacy	52,106.39
Stribling Drug Store	45,727.24
John C. Mutziger, D.O.	42,676.18
Billy Gene Molpus, D.D.S.	38,063.35
Neshoba County Nursing Home	37,435.58
Choctaw Health Center	36,209.00
Philadelphia Kidney Care, Inc.	36,140.73
Venkata S. Ganti, M.D.	25,229.99
Robert L. Moore, Jr., M.D.	19,484.00
Old Tyme Discount Drug	17,995.34
William A. Davis, M.D.	16,357.11
Wal-Mart Pharmacy	14,461.93
Rudolph A. Posey, Jr., D.D.S.	14,333.54
Thompson Drug Store	11,157.31

NEWTON

Conva. Rest of Newton	957,271.95
Hilltop Manor	570,259.65
Laird Hospital, Inc.	483,993.24
Rush Hospital	198,620.74
Moore's Pharmacy	73,013.25
McBeath Drug Store	71,812.23
Wheeler Drug Store	51,638.48
William's Drugs	49,659.82
Brown's Discount Drugs #2	45,337.84
Super Discount Drug Center	41,051.99
Upton Drugs	39,221.90
Austin P. Boggan, M.D.	28,396.44
James A. Hassell, M.D.	24,580.31
Oscar J. Briseno, M.D.	23,633.29
Alexander's Pharmacy, Inc.	23,617.41
Billy R. Shows, M.D.	20,641.40
Mr. Discount Drug #5 of Hickory	18,055.38
John G. Alexander, M.D.	16,477.19
John B. Harrison, D.D.S.	14,964.85
James A. Bennett, M.D.	12,602.95
Russell E. Belenchia, M.D.	12,254.72

NOXUBEE

Noxubee General Hospital	419,760.22
City Drug Store	163,427.74
B & O Pharmacy	131,208.97
Larry Morris, M.D.	116,319.62
Brooksville Pharmacy	106,440.11
Patrick H. Gill, M.D.	89,847.64
Dudley E. Dickerson, D.D.S.	80,676.60
Glen Pugh, M.D.	77,946.05
Marjorie N. Williams, M.D.	56,895.12
James C. Ratcliff, M.D.	51,302.05
William M. Adkins, D.D.S.	21,429.99

OKTIBBEHA

Rolling Hills	1,962,748.51
Oktibbeha County Hospital	1,404,127.09
Starkville Manor Nursing Home	1,009,157.53
G. Leroy Howell, M.D. L.T.D.	145,090.26

Starkville Discount Drugs	128,336.26
Thomas Pearson, M.D.	100,035.72
Region 7 MHC-Community	95,796.75
Booth Pharmacy	84,217.49
Fieldco Discount Drugs	64,962.06
Southdale Drugs	60,729.89
Kermit D. Laird, M.D.	51,241.44
Wise Drug Store	49,214.07
Medical Center Pharmacy	48,512.16
Will Locke, M.D.	47,846.85
Wier Drug Company	46,428.75
Rodney W. Waldrop, D.D.S.	45,664.30
Douglas L. Conner, M.D.	45,333.14
Harrison C. Walker, D.D.S.	39,470.45
Revco Discount Drugs #2638	27,233.97
Thomas H. Price, M.D.	26,405.56
David B. Wheat, M.D.	25,240.24
Harco Drug Inc. #227	24,650.75
John J. Hollister, M.D.	22,191.76
Thomas S. Parvin, M.D.	19,388.66
Barbara Fleetwood, M.D.	14,870.39
Joe R. Bumgardner, M.D.	14,542.63
Wal-Mart Pharmacy #4112	13,398.30
Michael Howe, M.D.	13,067.44
Leonard H. Brandon, Jr., M.D.	12,562.50
Russell Ray Lyle, M.D.	12,240.60
Walter D. Diaz, D.D.S.	12,121.80
W. Scott Sanford, M.D.	11,969.01
George G. Walker, M.D.	11,429.99
Martin M. Pomphrey, M.D.	11,036.77

PANOLA

Batesville Manor Nursing Home	850,347.82
South Panola Community Hospital	662,486.24
North Panola Hospital	634,972.51
North Panola SNF	595,832.64
Sullivan's Drug Store	103,663.33
City Drug Store	97,913.13
Saverex Drugs	95,486.72
Haltom Drug Company	87,419.19
Physician Services, P.A.	86,671.21
Michael E. Shaheen, M.D.	84,349.39
Mettesave Discount Drugs	68,925.40
William C. Haire, D.O.	68,814.07
Mettotal Pharmacy	60,148.12
Mehta Usha, M.D.	56,180.59
Fred's	52,892.05
Purnima R. Purohit, M.D.	49,169.05
Hilton M. Fairchild, M.D.	46,352.97
Henry D. Stone, M.D.	43,521.13
Bailey Walgreen Agency	42,449.24
Crenshaw Pharmacy	35,166.10
Andy Garrott, D.M.D.	29,736.44
City Drug Store, Inc.	29,475.62
Idah M. Cannon, M.D.	26,478.75
R.C. Purohit, M.D.	23,709.93
Sheldon Wieder, M.D.	19,297.04

Joy Discount Pharmacy	19,042.78
E. A. Steward, M.D.	18,312.50
Larry W. Herring, D.D.S.	16,830.50
Ben J. Moore, M.D.	15,187.64
David A. Ball, M.D.	14,136.69
Piggly Wiggly Discount Pharmacy	12,341.39
Kanwall Maniktahla, M.D.	12,161.54
Revco Discount Drug #4297	12,053.36
David E. Pruitt, D.D.S.	11,884.35
J. M. Smoot, M.D.	11,591.84
Lowell G. Evans, Jr., D.D.S.	10,619.05

PEARL RIVER

Crosby Memorial Hospital	1,237,933.73
Picayune Conv. Center	968,953.18
Pearl River City Nursing Home SNF	461,632.26
Picayune Drug Co.	111,169.91
Pearl River Drug Co.	87,465.45
Medical Arts Pharmacy	85,282.96
Leo Gibson, M.D.	73,433.68
C. J. Blackburn, M.D.	60,050.01
Boone's Pharmacy	47,976.42
Medical Center Pharmacy	46,456.27
Thomas McRaney, M.D.	44,726.37
Gibson Pharmacy, Inc.	40,895.44
Walker Pharmacy	40,859.08
City Drug Store	39,828.15
Eckerd Drugs #532	38,725.13
Westside Pharmacy	37,406.87
Hal Schrock, D.D.S.	31,370.44
Marc Chetta, M.D.	30,757.89
Donald R. Berry, M.D.	30,343.92
Ashraf Tabataball, M.D.	30,187.99
Lakshmi P. Nandiwanda, M.D.	27,664.40
K & B Drugs #282	27,079.43
Christopher V. Matthews, M.D.	25,179.86
Franklin R. Hayden, M.D.	23,906.03
Don C. Rudeen, M.D.	23,309.43
Willie F. Stringer, M.D.	17,869.21
James L. Schrock, D.D.S.	16,874.82
Pearl River Dialysis Center	14,624.92
Stanford A. Owen, M.D.	12,979.25
Dewitt L. Bolton, M.D.	12,941.45
Richard Lee Long, M.D.	12,238.53
T. G. Hollis, O.D.	11,469.93

PERRY

Perry County General Hospital	183,730.36
Strickland's Pharmacy	89,627.78
Beaumont Drugs	85,635.72
White's Discount Drugs	71,747.79
Harmon A. Foster, M.D.	41,984.57
Edwin H. Cole, M.D.	40,344.97
William E. Moak, M.D.	25,863.26
John M. Beaman, M.D.	24,179.71
Tri X New Augusta Drugs	14,857.99

PIKE

S.M.R.M.C.	2,178,967.43
S.W. Extended Care Center	976,021.50
McComb Ext. Care Facility	953,202.30
Region 11 MHC-Southwest	162,809.05
Gillis Drug Store	130,717.94
Beacham Memorial Hospital	128,177.59
Corner Drug Store	116,910.94
Thrift Drugs	99,043.14
Henry J. Sanders, M.D.	71,979.35
Fly's Drug Store	65,926.70
Edsel F. Stewart, M.D.	63,663.18
Maria Gonzalez, M.D.	62,630.47
Southwest Pharmacies, Inc.	62,301.41
Sav on Drugs, Inc. #2	57,319.47
Medical Center Pharmacy	53,998.77
King's Discount Drugs	41,022.43
Gene Parker, D.D.S.	40,026.95
Alva Dillon, Jr., M.D.	38,614.30
Tom Carey, M.D.	38,516.04
Shelby Smith, M.D.	37,263.18
East McComb Discount Drug	35,564.61
Ledon Langston, M.D.	35,106.88
Magnolia Discount Drugs	34,222.04
Patrick E. Tarpy, M.D.	32,852.58
Will Austin, M.D.	32,482.11
K & B Drugs #247	28,499.92
B. L. Crawford, III, M.D.	27,518.45
Eckerd #592	26,357.24
James C. Boothe, M.D.	25,575.73
David R. Hubbs, M.D.	25,358.48
William H. Meyer, M.D.	25,295.54
Terry E. Westbrook, M.D.	23,549.19
E. J. Price, Jr., M.D.	23,423.00
Wendall B. Holmes, M.D.	23,203.66
George H. Leggett, D.D.S.	22,771.29
R. Dale Davison, M.D.	22,018.46
Durley Dean, M.D.	21,348.09
C. Foster Lowe, M.D.	19,425.17
Van R. Simmons, D.M.D.	19,216.20
John W. Boyd, M.D.	18,765.47
Julian T. Janes, Jr., M.D.	17,553.05
Victor L. Walsh, D.D.S.	16,715.75
William G. Gillies, M.D.	16,182.22
Thomas Jeffcoat, M.D.	15,927.67
Donald E. Price, D.D.S.	15,481.30
Harry C. Frye, M.D.	14,999.92
Burrow Path Lab	14,431.50
Southwest Rad. Association, L.T.D.	14,301.17
Henry L. Lewis, III, M.D.	13,462.33
Benton E. Hewitt, M.D.	13,056.34
Rosalyn W. Gambrell, D.D.S.	12,688.90
John Manning, M.D.	12,687.80
Benjamin Simo, M.D.	12,410.58
Sidney O. Ross, Jr., M.D.	12,354.11
Ralph L. Brock, M.D.	11,355.67
Steven C. Williams, M.D.	11,194.53

William T. Mayer, M.D.	10,614.63
James W. Pressler, M.D.	10,552.57
John D. Morgan, M.D.	10,371.25

PONTOTOC

Pontotoc Community Hospital.	567,093.43
Pontotoc Community Hospital DP/ECF ...	365,348.11
Sunshine Rest Home	248,579.14
James R. Medlin, M.D.	150,724.29
Montgomery Drug Company	96,023.95
Ramsey & Young Pharmacy	75,559.07
Furr Drug Company	44,343.34
Foodway, Inc.	39,403.61
Whitworth-Ashmore Drug	38,466.89
Pontotoc Pharmacy	30,011.74
James Speck W-Disp. Physician	20,006.75
James R. Hubbard, Jr., M.D.	19,664.43
Wal-Mart Pharmacy #4164	16,753.75
James W. Speck, M.D.	13,450.54
John M. Patterson, M.D.	13,193.88

PRENTISS

Aletha Lodge Nursing Home, Inc.	586,480.20
Baptist Memorial Hospital	381,783.56
North MS Skilled Health Care Center	219,941.41
Cox Blythe Drug Company	109,367.17
Davidson Discount Pharmacy	64,294.09
Houston Drug Store	62,373.44
Tom's Drug Store	58,456.39
Booneville Drugs	52,814.68
Smith Drug Company	48,049.77
Baldwyn Discount Drug, Inc.	46,314.16
Hill's Discount Drug	42,307.54
Jose Madara, Jr., M.D. P.A.	36,845.16
David G. Chase, M.D.	22,530.44
Oakview Rest Home	15,272.21
By Pass Apothecary	12,584.70
Jeff Scott Johnson, D.M.D.	12,501.05
Foodway Pharmacy, Inc.	11,346.13
Fred's Pharmacy	11,313.65
Joseph T. Putnam, M.D.	11,075.43
Ken Goodwin, D.M.D.	11,066.35
Herman T. Palmer, M.D.	10,885.62
Joseph L. Hurst, M.D.	10,855.72
Webster Cleveland, Jr., M.D.	10,786.76
Paul C. Ellzey, M.D.	10,694.77

QUITMAN

Quitman County Hospital	1,751,371.76
Quitman Drug Company	244,349.40
Stone's Drug Store	155,186.39
Richard E. Waller, M.D.	101,954.75
Salvador Petilos, M.D.	92,883.07
James O. Goldman, D.D.S.	87,374.55
City Drug Store	81,049.02
Sledge Drug Store	60,415.18

Marilyn Aiello, M.D.	46,683.37
Goly R. Henry, Jr., D.D.S.	46,155.30
Don's Pharmacy, Inc.	44,322.12
Quitman County Ambulance Service	33,806.91
Deporrs Health Center Roman	21,754.37
Marshal B. Lynch, M.D.	16,687.65

RANKIN

Hudspeth	5,106,035.08
Mississippi State Hospital Nursing Home	3,100,533.77
Crossgate Manor, Inc.	1,956,102.84
Briar Hill Rest Home	358,011.39
Rankin General Hospital	355,273.00
Mississippi State Hospital	215,183.50
Region 8 MHC-Human Services	196,990.85
Brandon Discount Drugs, Inc.	100,533.87
Polk Crossgate Discount Drugs	99,324.43
Rhodes & Robby Drugs, Inc.	51,457.10
Super D Drugs #139	33,745.23
David's Discount Drugs	32,249.18
Mississippi Medical Products, Inc.	30,308.01
Perry's Drug Store	30,27.77
Delton Moore Discount Drugs	25,236.46
Dunn Russell, M.D.	24,127.38
Nancy Burrow, M.D.	22,552.12
Don Gibson, M.D.	21,848.32
Eckerd Discount Drugs #584	20,952.61
Revco Discount Drugs #4251	16,031.19
John's Pharmacy	15,369.26
Radiological Associates	12,488.92

SCOTT

Scott County Nursing Home	809,117.45
West Scott County Hospital	238,381.99
Southeast Lackey Memorial Hospital	130,455.80
Mr. Discount Drugs-Forest	117,152.43
French's Pharmacy	80,474.07
Russell's Drug Company	69,590.11
Family Discount Drugs	65,300.81
Howard D. Clark, M.D.	50,994.06
Eckerd Drugs #599	45,537.11
D & B Discount Drugs	43,839.72
Wally's Woodland Pharmacy	39,785.37
Carter's Pharmacy	38,814.07
Sta. Home HHA Forest	36,830.80
Ott Drug Company	35,423.20
William M. Lewis, M.D.	28,019.42
John Paul Lee, M.D.	27,217.51
Archie Howard, M.D.	24,953.96
Harold L. Russell, Sr., D.D.S.	18,151.15
Carleton Drug Store	17,079.38
All Care Medical Oxygen Supply	15,610.52
Timothy D. Ashley, M.D.	13,694.15
Gayle Harrell, M.D.	10,466.59
Roger D. Woods, D.D.S.	10,299.50

SHARKEY

Heritage Manor	534,452.10
Sharkey Issaquena Hospital	491,564.69
Village Pharmacy	216,911.75
Dennis D. Bond, D.D.S.	87,319.67
Windham's Discount Pharmacy	79,166.56
Danny W. Jackson, D.O.	74,346.22
Robert H. F. Lynch, M.D.	51,440.81
Deer Creek-Basscher	18,848.58
Deer Creek-Mitchell	18,046.18
Wilburn Lord, Jr., O.D.	15,499.60
Cary Christian Health Center	13,617.04

SIMPSON

Millcreek Rehabilitation ICF M.R.	2,020,244.32
Boswell Retardation Center	1,420,498.31
Hillcrest Health Care Center	890,628.37
Mendenhall Nursing Home	359,223.77
Simpson General Hospital	345,538.62
Magee General Hospital	270,511.37
Service Rexall Drugs, Inc.	109,268.04
Choctaw Discount Drugs	97,358.07
McGuffee Drug	85,744.97
Gene Polk Pharmacy	67,892.73
Magee Discount Drug Store	51,109.75
Mendenhall Drug Company	46,115.11
Patrick Pasco, D.O.	40,129.18
Styron's Discount RX Shoppe	38,745.56
Dennis Adams, M.D.	30,924.10
Revco Discount Drugs #2602	29,155.13
R. S. Runnels, M.D.	24,890.74
James H. Stuard, D.M.D.	20,489.35
W. G. Munn, M.D.	17,134.85
Chas Pruitt, III, M.D.	16,879.41
Terry Ann Meadows, M.D.	15,923.95
A. M. Chiemprabha, P.A.	14,528.58
Ramon H. Rosenkrans, M.D.	11,611.51
Paul W. Clark, O.D.	11,034.33
City of Magee Ambulance Service	10,269.26

SMITH

Rolling Acres Retirement	1,014,961.57
Smith County General Hospital	152,534.74
Raleigh Pharmaceutical	68,880.59
Little Pharmacy	66,445.55
Farmer's Drug Company	55,384.43
Mize Discount Drugs	37,627.33
The House of Medicine	36,295.77
Ford's Rexall Drugs	23,426.04
Bounds Pharmacy	20,688.41
Verlon E. Hughes, D.D.S.	20,357.25
Phil D. Thompson, D.O.	18,791.02
Robert E. Jennings, M.D.	17,958.15
Vancy Baucum, M.D.	17,818.92
John R. Harper, M.D.	17,697.66
Jacob H. Snoemaker, D.D.S.	10,256.45

STONE

Azalea Gardens Nursing Home	701,462.05
Methodist Hospital of Stone County	215,967.78
White's Pharmacy	64,901.18
County Discount Drugs	54,090.25
Wilson's Pharmacy, Inc.	42,144.94
Ray L. Cooley, D.D.S.	40,603.46
Carolyn Gerald, M.D.	20,196.35
Hubert F. Campbell, M.D.	17,896.18
Gordon S. McHenry, M.D.	16,367.47
Roger R. Loose, O.D.	12,080.85

SUNFLOWER

Ruleville Health Care Center	899,963.67
South Sunflower County Hospital	833,425.30
Heritage Manor Indianola	606,624.42
North Sunflower Hospital	361,636.06
Person M. D.D.S. Den. Ser. P.A.	169,055.67
Gilbow's Drug Store	155,257.17
Martin's Pharmacy	134,611.90
Travis Q. Richardson	116,741.29
Spencer's Drew Pharmacy	115,283.19
Edward's Rexall Drugs	90,560.72
Rawl's Drug Store	78,963.92
William W. Dowell, M.D.	70,685.14
Adelo Aquino, M.D.	62,849.84
Thomas P. Norworthy	62,169.32
W. T. Martin	55,112.16
Walter H. Rose, M.D.	54,326.69
Walter C. Gough, Jr., M.D.	51,785.13
Tabbara Toufik, M.D.	50,813.85
Johnson's Family Value Drug	50,682.90
Warren's Childrens Service	48,790.00
Parker's Pharmacy	48,682.05
Spencer's Drugs	45,461.60
W. L. Prichard, M.D.	44,939.39
Guy H. Robinson, M.D.	40,672.68
William Hood, D.D.S.	39,994.80
Lee Pharmacy	36,674.53
Magic Mart Pharmacy	36,467.11
Robert N. Hurt, M.D.	31,292.31
Donald Drug Company	30,192.01
Fred's Pharmacy	25,216.16
South Sunflower County Hospital-Luciano	24,429.86
Collin's Drug Store	23,844.23
Horne Drug Store	21,628.63
Lowell Jones, Jr., O.D.	20,563.77
Chas M. Dorrough, Jr., M.D.	18,572.79
David L. Rogers, O.D.	15,629.06
W. Bernard Ellis, O.D.	14,606.33
Steve Wooten, D.D.S.	11,697.95

TALLAHATCHIE

Tallahatchie General Hospital	592,328.05
Sumner Drug Store	128,136.22
Charleston Drug Company	90,221.76

Southern Discount Drug	89,539.91
Wood's Drug Store, Inc.	88,443.23
W and D Pharmacy	85,473.44
W and D Pharmacy	54,650.59
Pravin P. Patel	47,279.60
S. Anne Brooks, D.O.	40,991.38
Mary Frank-Tarsi, M.D.	39,243.59
John M. Cross, M.D.	34,787.64
W and D Pharmacy	34,147.89
Theodore T. Lewis, M.D.	33,708.22
Sumner Dental Clinic Wilson	30,394.30
Ronald F. Roberson, D.M.D.	28,780.75
William R. Bolen, D.D.S.	17,807.40
Mid Delta Home Health, Inc.	10,806.15

TATE

Senatobia Conva. Center	874,337.46
Senatobia Community Hospital	853,250.98
Senatobia City Drug Company	80,029.62
D. D. Sidhu, M.D.	63,820.16
May's Pharmacy	60,177.28
Fred's Pharmacy	49,794.50
Varner Drug Company	47,650.23
Black & Marlowe X Overs	47,415.09
Coldwater Pharmacy	46,392.04
Southern Discount Drugs	45,626.10
Hugh M. Monteith, III, D.D.S.	45,045.40
Community Discount Pharmacy, Inc.	41,897.14
Ralph D. Peeler, III, M.D.	40,983.80
John D. Rogers, D.D.S.	37,285.30
James A. Tucker, M.D.	32,927.60
John L. Black, M.D.	30,731.43
H. Grady Marlow, M.D.	27,002.04
Ethelyn Smith, M.D.	23,349.33
D. D. Sidhu-EPSDT	21,200.00
Amornral Aftandilian, M.D.	19,857.92
Emil E. Aftandilian, M.D.	15,094.67
Tate County Ambulance Service	14,094.74
Wilkins W. Dedwylder, M.D.	13,457.04
Audie M. Adams, M.D.	11,900.57

TIPPAH

Ripley Manor	1,272,998.62
Rest Haven Nursing Home	489,250.24
Tippah County Hospital	471,308.20
Ripley Drug Company	107,448.08
City Drug Company, Inc.	101,972.85
Hollis Discount Pharmacy	97,480.17
Blue Mountain Clinic Drugs	90,127.33
James Discount Drugs	82,021.69
Lock's Drug Store	69,369.10
Duncan's Pharmacy	53,995.40
Horton Taylor, Jr., M.D.	21,422.11
Tommy T. Simpson, M.D.	20,730.67
E. George Farrell, M.D.	19,952.66
Thomas L. Ketchum, M.D.	18,866.15
Tippah Discount Pharmacy	16,846.56

Charles M. Elliott, M.D.	15,919.52
Orville P. Stone, M.D.	10,845.49

TISHOMINGO

Pickwick Manor	1,062,631.60
Tishomingo County Hospital	294,603.67
Super B Drugs #121	138,727.51
Yarber Drug Store	76,116.60
Rushing Drug Company	63,604.13
Iuka Discount Drugs	47,263.24
Curtis Brothers' Drug Store	43,494.29
Kelly S. Segars, M.D.	27,432.14
Kenneth Draper, M.D.	21,274.65
Gatlins' Pharmacy	19,293.32
Alphonsus Flannery, M.D.	16,037.24
Ben Earl Kitchens, M.D.	15,400.80
K. Scott Segars, Jr., M.D.	14,108.69
Henry P. Kellum, D.D.S.	11,125.10

TUNICA

Tunica County Hospital, Inc.	208,481.56
Tunica Quality Drugs, Inc.	186,235.39
Tunica Pharmacy, Inc.	170,060.59
Tunica County Hospital	61,139.09
Harry A. Bartee, M.D.	57,329.34
Ezzat E. Majdpour, M.D.	30,590.26
T. L. Turpin, D.D.S.	17,442.85

UNION

Union County General Hospital	1,374,439.71
Roselawn Nursing Home	978,343.74
Hospital Pharmacy	91,364.54
Harco Super Drug #224	86,124.35
Catt Drugs	61,756.09
Medical Center Pharmacy	56,909.32
Gray Drug Company	50,466.24
Sumel Creekmore, III, M.D.	47,444.75
Jimmy R. Chism, M.D.	45,813.51
Eastgate Pharmacy	40,461.10
Stephen M. Shirley, M.D.	33,192.81
Union City General-Mize	30,632.52
Eddie E. Bramlitt, M.D.	23,888.50
Bruce A. Bullwinkel, M.D.	23,333.91
New Albany Surgical Group	21,878.26
Kenneth R. Cargile, M.D.	19,796.62
Family Medical Clinic	14,845.82
Richard H. Russell, M.D.	14,331.54
David B. Ellis, M.D.	14,136.81
Thomas A. Shands, M.D.	13,048.53
Thomas F. Barkley, M.D.	10,455.77

WALTHALL

Tylertown ECF	629,050.67
Walthall City General Hospital	583,147.35
Bill Dora Nursing Home, Inc.	274,956.64

Holmes' Discount Drugs	155,327.31
Pigott's Drug Store	116,419.72
Breland Drug Company, Inc.	103,709.26
Kanta P. Butani, M.D.	74,746.21
Posavnik S. Ganaraj, M.D.	33,862.98
Roger A. Stroud, Jr., M.D.	29,156.15
Harish M. Madnani, M.D.	27,903.18
Santhosh Reddy, M.D.	27,218.08
Adam's Discount Pharmacy	27,176.93
B. M. Mitchell, D.D.S.	25,299.75
Gloria Frelix, M.D.	18,526.62
Walter W. Crawford, M.D.	16,659.01
B. L. Crawford, Jr., M.D.	13,748.79

WARREN

Mercy Regional Medical Center	1,094,515.00
Vicksburg Trace Haven	924,048.56
Vicksburg Convalescent Home	834,685.79
Vicksburg Medical Center	761,984.54
Shady Lawn Nursing Home	454,262.55
Kuhn Memorial State Hospital	256,366.10
Durst Discount Drugs	113,306.83
People's Drug Store, Inc.	98,214.15
Region 15 MHC-Warren/Yazoo/Leake	95,940.50
Howard Medi-Save Pharmacy	78,072.18
Corner Drug Store	72,245.11
Colonial Discount Drug	68,864.90
Haworth Home Health	68,490.97
Battlefield Discount Drugs	66,554.53
John Cofield Stephan, M.D.	40,304.30
Mercy Home Health Service	29,840.52
Geri L. Weiland, M.D.	26,150.73
Donald Jackson, D.D.S.	25,526.45
Kidney Care-Vicksburg	24,819.17
Ollie Hardoway, Jr., D.D.S.	24,368.30
Deobrah Smith, M.D.	21,883.20
Clay Street Drug Store	20,130.31
Walgreen Company	19,837.24
J. M. Ross, M.D.	17,412.98
Theodore Mark Bedillion, M.D.	17,144.14
Walter E. Johnston, Jr., M.D.	16,845.44
Paul Pierce, M.D.	16,502.69
Jennifer O. Hicks, M.D.	16,266.50
Gordon W. Sluis, M.D.	14,582.18
Treasury Drug Center #7850	14,425.63
Lamar F. McMillin, M.D.	13,233.30
Super G Discount Drugs	12,358.18
K & B Drugs #280	11,410.17
James W. Cook, M.D.	11,066.46
Martin V. Chaney, D.M.D.	10,348.17
Gene T. Walker, M.D.	10,299.58

WASHINGTON

Delta Medical Center	2,313,790.47
Greenville Convalescent Home, Inc.	1,162,712.89
MS Extended Care of Greenville	1,006,982.52
King's Daughters Hospital	690,090.47

Arnold Avenue Nursing Hospital	458,623.55
South Washington County Hospital	398,690.17
Correro Pharmacy	358,409.06
Autumn Leaves Nursing Home	257,609.80
Patrick S. Hsu, M.D.	231,709.58
City Drug Store	213,249.74
Region 5 MHC-Delta	170,687.06
Sander's Pharmacy #2	138,458.00
P. D. Condon Drug Store	135,195.18
Condon East Union Pharmacy	131,398.95
Edward J. Hill, M.D.	128,793.45
William H. Spragins, M.D.	127,207.35
John M. Estess, M.D.	107,982.54
Kidney Care Greenville RDU	106,872.58
Turner's Pharmacy	101,783.46
Paul D. Jackson, M.D.	98,997.46
Hollandale Clinic	98,809.07
Sidney Prosser, M.D.	90,121.09
People's Drug Store	86,325.57
Greenville/Hollandale Clinic	83,067.99
Delta Medical Center	81,581.43
Eckerd's Drug	69,509.58
Matthew J. Page, M.D.	57,407.48
Charles H. Burton, Jr., D.D.S.	55,983.25
MS Regional Home Health Care	54,729.84
Azlin Drug Store	50,309.56
W. C. Yarbrough, M.D.	42,137.04
Super D #126	41,205.39
Robert Z. Fialko, M.D.	38,693.92
Sander's Pharmacy #1	37,925.98
Greenville Emergency Med-MANSOU	32,092.33
William A. Williamson, O.D.	29,071.26
Euel Glade Tutor, Jr., M.D.	27,997.06
James M. Huoni, D.M.D.	26,238.05
Clarence B. Clark, D.D.S.	25,404.90
Kroger Food & Drug #950	24,760.97
Clarence B. Clark, Jr., D.D.S.	24,062.02
Henry B. Grochau, M.D.	23,810.62
Delta Discount Drugs	23,251.80
Robert T. Love, Jr., M.D.	23,219.26
Thomas H. Simmons, M.D.	23,005.84
Village Pharmacy	21,031.48
Billy G. Dowdy, M.D., P.A.	20,148.83
Benella Oltremari, M.D.	18,855.33
Thomas G. Salmon, Jr., D.D.S.	17,458.75
Robert P. Bowman, M.D.	17,105.26
Willie B. Lucas, M.D.	16,971.62
John C. Sandefur, M.D.	15,897.71
Phillip Doolittle, M.D.	15,790.01
John D. Louwerens, M.D.	15,404.76
Brunswick R. Wong, O.D.	15,377.35
Kelly D. Alexander, Jr., D.D.S.	13,532.20
Hugh A. Gamble, II, M.D.	12,718.12
Condon's Fairview Pharmacy	12,394.10
William W. Stanfill, O.D.	12,225.58
Sander's Pharmacy #3	12,036.77
David B. Keddy, M.D.	11,558.16

Kenneth J. Hayles, M.D.	11,549.19
Lenoir and Lee	10,937.65
A & A Home Health Equipment, Inc.	10,825.91
Jack A. McNeil, M.D.	10,813.32
John A. Tanksley, M.D.	10,780.40
Victor F. Carey, M.D.	10,912.51

WAYNE

Wayne General Hospital	881,903.48
Restful Acres Nursing Home	444,057.61
Stanley Pharmacy, Inc.	142,195.51
Arthur E. Wood, III, M.D.	103,764.56
Cooley's Drugs	101,649.16
Lab Discount Drugs, Inc.	77,288.02
Clanton Drug Company	76,949.14
W. W. Walley, M.D.	58,961.50
Bonner Discount Drugs	45,479.58
James P. Wood, M.D.	42,055.35
Lomax Discount Drugs	36,357.12
John H. Barrow, D.D.S.	36,031.39
Harry Turner, Jr., M.D.	34,278.40
Cirila L. Reyes, M.D.	28,696.65
David L. Rice, M.D.	24,126.00
W. D. Young, M.D.	23,422.78
Joseph D. Stringer, D.D.S.	23,240.00
Garey A. Bonner, D.M.D.	21,851.95
Dixie Drug	20,526.78
William M. Ross, M.D.	17,794.59
Daniel C. McLeod, M.D.	16,479.20
ER PHY Wayne General Hospital	15,585.24
Walley's Clinic P.A./Walley	13,984.54
Wayne Medical Equipment	13,142.12
Wal-Mart Pharmacy #4785	12,864.98
Arthur E. Wood, Jr., M.D.	12,698.81
Walley's Clinic P.A./Powell	11,390.69

WEBSTER

Eupora Health Care Center	817,057.51
Webster General Hospital	442,367.13
Murphy Drug Company	145,702.18
Foodway Family Pharmacy	67,859.79
Charles A. Ozborn, M.D.	62,360.85
Embry Drug	51,991.14
James E. Booth, M.D.	35,275.34
William B. Gifford, M.D.	22,117.58
Daniel D. Hall, D.M.D.	14,044.35

WILKINSON

Field Memorial Community Hospital	727,186.57
Marten's Drugs Store	160,297.05
City Drug Store	88,810.24
Thomas Lobrana, D.D.S.	78,792.70
Owens Catchings Clinic	72,240.30
Delton T. Moore, D.D.S.	46,873.00
McGraw Catchings Clinic	44,383.49
Centreville Drugs	36,639.49

Field Clinic Pharmacy	33,401.41
Jack Quinn Causey, M.D.	22,933.90
Richard J. Field, Jr., M.D.	22,542.88
Aubrey H. Nichols, M.D.	21,405.89
John B. Flood, M.D.	19,184.11
Richard J. Field, III, M.D.	16,993.68

WINSTON

Winston County Nursing Home	638,678.27
Winston County Community Hospital	619,806.46
Tri County Nursing Home-Dual	354,252.20
Dan's Discount Drugs	148,922.81
Tabor Drugs	93,348.83
Charley McCool Prestigious Gift	79,825.13
Augustus P. Soriano, M.D.	69,795.46
Tillman Eastgate Pharmacy	48,115.34
Horton F. Giffin, D.D.S.	47,807.55
David D. Richardson, M.D.	39,682.02
Robert T. Land, D.D.S.	39,083.72
Louisville Discount Drugs	37,442.92
Noxpater Discount Drugs	36,611.68
Tri-County Nursing Home	28,470.23
DeWitt G. Crawford, M.D.	19,400.39
James E. Calloway, M.D.	17,718.74
Tri County Nursing Home-Pharmacy	16,457.78
Scott's Pharmacy	15,948.47
Wal-Mart #4183	14,415.63
Glenn Peters, M.D.	14,044.46
Danny R. Clifton, O.D.	11,905.59
Michael L. Ard, M.D.	11,045.96

YALOBUSHA

Yalobusha County Nursing Home	317,778.25
Yalobusha General Hospital	148,741.47
Turnage Drug Store	79,853.70
The Drug Store	48,241.41
Walley's Super Drug, Inc.	45,244.52
Andy Jones, D.D.S.	22,293.00
Joy Discount Drugs	17,023.70
Ralph J. Criss, Jr., M.D.	12,060.14

YAZOO

Heritage Manor Yazoo City	1,654,900.48
King's Daughters Hospital	447,801.83
Essco Discount Drug Center, Inc.	165,678.18
Webb's Pharmacy	153,777.04
William N. Nelson, Jr., D.D.S.	147,277.85
Vanjon's Pharmacy	121,568.50
Nagle Webb Drug, Inc.	73,048.27
Daniel D. Gambrell, M.D.	62,323.68
Physicians and Surgeons Pharmacy	60,915.01
K & B Drugs #284	43,060.44
Magolia A. Castilla, M.D.	33,405.52
Harry L. Dowdy, M.D., P.A.	32,867.52
David Gilder, M.D.	31,520.53
Marion L. Sigrest, M.D.	26,019.00

Martin L. Beard, M.D. 25,616.03
Roland H. Stevens, O.D. 25,068.68
Vanjon's Pharmacy 18,281.25
William P. Thompson, M.D. 16,841.43

Cole Adams, D.M.D. 16,633.85
Madison/Yazoo/Leake Hospital 14,236.97
Alvin Rember, D.M.D. 14,009.20
Yazoo Health-Crowell 12,605.01