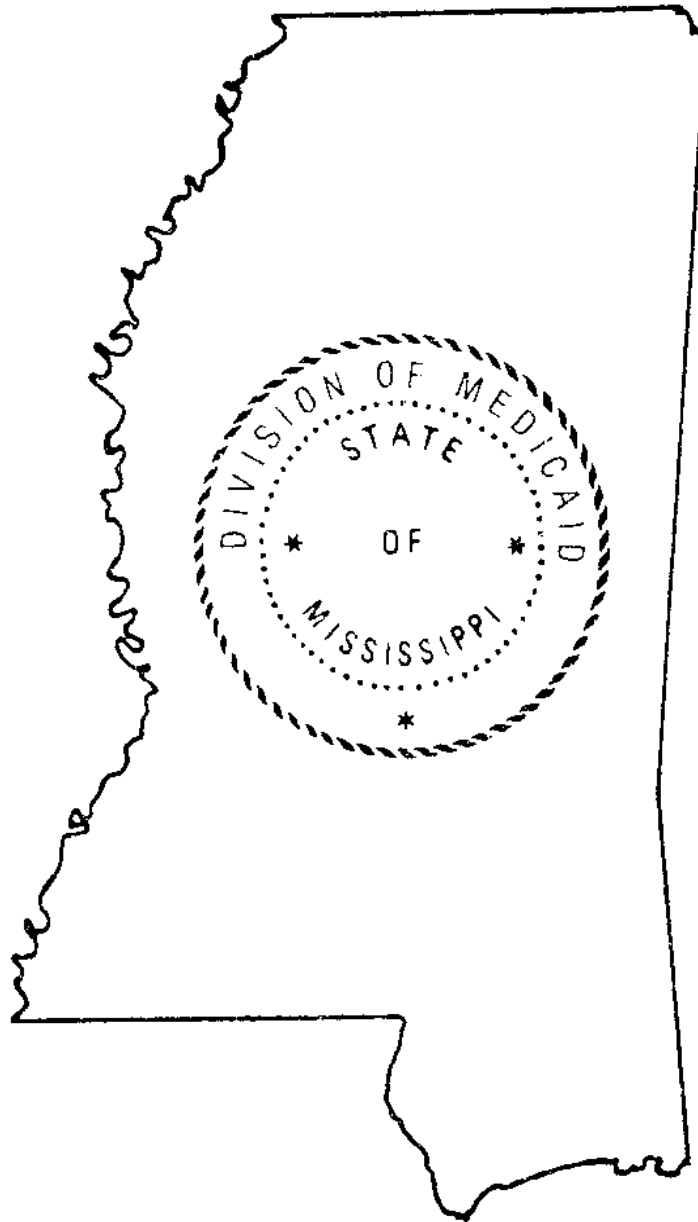


**OFFICE OF THE GOVERNOR
DIVISION OF MEDICAID**



**SEVENTEENTH ANNUAL REPORT
JULY 1, 1985 – JUNE 30, 1986**

TABLE OF CONTENTS

Medicaid Coverage in Mississippi	
Introduction	7
Medicaid Eligible Persons	8
Eligibles by County of Residence	10
Medicaid Recipients	12
Program Administration	
Federal/State Financial Responsibility	13
Program Integrity	16
Claims Payment	17
Expenditures	
Expenditures by Type of Service	18
Expenditures by Program Category of Eligibility	20
Payments Made to Providers by County	22
Payments for Recipients by County of Residence	23
Payments Made to State Health Agencies and Institutions	24
Services	
Physicians	24
Prescribed Drugs	27
Nursing Home Services	28
Inpatient Hospital	29
Outpatient Hospital	30
Dental	30
Family Planning	30
Early and Periodic Screening, Diagnosis and Treatment	30
Appendix	31

INTRODUCTION

Medicaid is a program of medical assistance for the needy administered by the states using State appropriated funds and Federal matching funds within the provisions of Title XIX of the Social Security Act as amended. In Mississippi, the Medicaid program began on January 1, 1970. The program is administered in Mississippi by the Division of Medicaid, Office of the Governor by authority of Section 43-13-101 et seq. of the Mississippi Code of 1972.

The medical care provided by the state programs varies widely from state to state. A few states limit coverage to those services required by the Social Security Act while several states cover all permissible services. During Fiscal Year 1986, Mississippi provided coverage for six optional services in addition to the nine mandatory services. Services provided in Mississippi were:

Mandatory Services:

- Inpatient Hospital Services
- Outpatient Hospital Services
- Other Laboratory and X-Ray Services
- Skilled Nursing Home Services
- Physician Services
- Early and Periodic Screening, Diagnosis and Treatment Services (for age 17 and under)
- Home Health Services
- Family Planning Services
- Rural Health Clinic Services

Optional Services:

- Prescribed Drugs
- Dental Services (Emergency extractions for adults)
- Intermediate Care Facility Services
- Eyeglasses (necessitated by eye surgery)
- Christian Science Sanatoria Care and Services
- Emergency Ambulance Services

MEDICAID ELIGIBLES

In the text of this report, the term eligible refers to a person who is entitled to receive medical assistance in accordance with Mississippi Code Section 43-13-115 as amended and has been certified as having met the necessary requirements to receive Medicaid benefits. Individuals who can receive Medicaid benefits are:

- Supplemental Security Income (SSI) recipients; aged, blind or disabled as certified by the Social Security Administration
- Aid to Families with Dependent Children (AFDC)
 - Children within the families (AFDC Children)
 - Caretaker relatives for the children (AFDC Adults)

In addition to the above-described AFDC recipients, statutory extensions of AFDC category coverage includes the following groups:

- Certain pregnant women and children under eighteen (18) years of age who meet the financial criteria of the AFDC program on income and resources.
- Pregnant women who would be AFDC if the child were born.
- Children in the custody of the State Department of Public Welfare who are in foster family homes or child caring institutions
- Children for whom the State Department of Public Welfare makes subsidized adoption payments.

Eligibility for these individuals is certified by the State Department of Public Welfare.

- Medical Assistance Only (MAO) aged, blind or disabled individuals who would be SSI eligible except for certain Social Security cost-of-living increases or individuals who are in long-term institutional placement, i.e., nursing homes, hospitals, and whose income is less than \$1008.00 a month. Eligibility for this group is certified by the Division of Medicaid Regional Offices.

Medicaid eligibility certification is represented by a Medicaid Identification Card, valid for one month only. The fiscal agent for the Division of Medicaid mails a new card monthly to each eligible person or family. Information contained on the Medicaid Card includes individual's name, unique identification number and current period of eligibility. It must be shown to the provider each time a medical service is requested.

During Fiscal Year 1986, 368,957 persons in Mississippi were eligible for Medicaid benefits. The length of eligibility periods for these persons covered all possibilities from one month to the entire year. Table 1 gives the eligibility count with the corresponding percentages for the program categories. In Table 2, the monthly number of eligibles is shown by program category.

TABLE 1

TOTAL NUMBER OF PERSONS ELIGIBLE AND MONTHLY
AVERAGE NUMBER OF PERSONS ELIGIBLE WITH PERCENTAGE
DISTRIBUTION BY PROGRAM CATEGORY FOR FISCAL YEAR 1986

Program Category	Total Number of Eligible Persons	Percent of Total	Monthly Average Number of Eligible Persons	Percent of Total
Total	368,957	100.0	284,644	100.0
Aged	65,913	17.9	58,265	20.5
Blind	2,001	0.5	1,760	0.6
Disabled	68,964	18.7	59,414	20.9
AFDC Children	151,109	40.9	115,745	40.7
AFDC Adults	69,257	18.8	43,992	15.4
CWS Foster Care	1,874	0.5	789	0.3
Optional Categorically Needy	9,839	2.7	4,679	1.6

TABLE 2

NUMBER OF PERSONS ELIGIBLE FOR MEDICAID SERVICES BY MONTH AND
BY PROGRAM CATEGORY FOR FISCAL YEAR 1986

Month	Total	Aged	Blind	Disabled	AFDC Children	AFDC Adults	CWS FOSTER Care	Optional Categorically Needy
July	277,271	59,388	1,773	58,654	113,585	43,171	700	0
August	278,224	59,027	1,769	58,805	113,587	43,171	642	1,223
September	277,712	58,426	1,740	57,767	114,238	43,419	733	1,389
October	282,395	59,034	1,778	59,227	114,726	43,604	802	3,224
November	284,044	58,600	1,769	58,998	115,787	44,007	825	4,058
December	285,228	58,258	1,760	59,074	116,223	44,173	833	4,907
January	285,422	58,028	1,755	59,397	115,822	44,020	879	5,521
February	287,280	57,945	1,743	59,619	116,536	44,292	825	6,320
March	288,502	57,822	1,753	59,903	116,915	44,436	801	6,872
April	289,545	57,778	1,761	60,322	117,139	44,521	800	7,224
May	290,029	57,652	1,762	60,590	117,135	44,520	803	7,567
June	290,078	57,218	1,757	60,614	117,258	44,567	823	7,841
Monthly Average	284,644	58,265	1,760	59,414	115,745	43,992	789	4,679

ELIGIBLES BY COUNTY OF RESIDENCE

The population estimates for 1986 (as computed by the Bureau of the Census, U.S. Department of Commerce) and the number of persons eligible for Medicaid on June 30, 1986, are listed by counties in Table 3. The census figures are the latest available. Tunica had the highest percent of Medicaid eligibles with 36.3 percent, and Rankin County had the lowest percent, 5.0 percent.

TABLE 3
BUREAU OF CENSUS POPULATION
FOR MISSISSIPPI COUNTIES AND
NUMBER OF PERSONS ELIGIBLE FOR MEDICAID FOR FISCAL YEAR 1986.

County	County Population	Number of Medicaid Eligibles	Percent of Population
Adams	39,500	5,918	15.0
Alcorn	33,000	3,379	10.2
Amite	13,400	1,891	14.1
Attala	19,300	2,687	13.9
Benton	8,600	1,349	15.7
Bolivar	45,100	12,858	28.5
Calhoun	15,500	1,977	12.6
Carroll	9,500	1,440	15.2
Chickasaw	18,100	2,229	12.3
Choctaw	9,000	1,346	15.0
Claiborne	12,200	2,458	20.1
Clarke	17,000	2,427	14.3
Clay	21,900	3,572	16.3
Coahoma	35,700	10,380	29.1
Copiah	26,500	4,401	16.6
Covington	16,600	2,689	16.2
DeSoto	59,800	3,865	6.5
Forrest	68,200	7,588	11.1
Franklin	8,700	1,389	16.0
George	16,200	1,502	9.3
Greene	9,600	1,454	15.1
Grenada	21,900	3,100	14.2
Hancock	30,100	2,629	8.7
Harrison	168,900	13,609	8.0
Hinds	258,300	31,121	12.0
Holmes	23,600	8,022	34.0
Humphreys	14,200	3,744	26.3
Issaquena	2,300	454	19.7
Itawamba	20,500	1,548	7.6
Jackson	125,700	9,352	7.4
Jasper	17,500	2,815	16.1
Jefferson	9,100	2,296	25.2
Jefferson Davis	14,500	2,685	18.5
Jones	63,700	6,721	10.6
Kemper	10,300	1,783	17.3
Lafayette	31,400	2,514	8.0
Lamar	26,500	2,413	9.1
Lauderdale	78,700	9,276	11.8

TABLE 3 (Continued)

County	County Population	Number of Medicaid Eligibles	Percent of Population
Lawrence	13,100	1,778	13.6
Leake	19,200	2,939	15.3
Lee	60,800	4,796	7.9
Leflore	42,500	9,002	21.2
Lincoln	31,000	3,790	12.2
Lowndes	59,200	6,836	11.5
Madison	47,800	7,572	15.8
Marion	26,900	4,040	15.0
Marshall	32,200	5,334	16.6
Monroe	36,900	4,259	11.5
Montgomery	13,000	2,778	21.4
Neshoba	24,500	2,994	12.2
Newton	20,200	2,402	11.9
Noxubee	13,000	3,789	29.1
Okfuskeena	36,900	4,748	12.9
Panola	29,400	5,679	19.3
Pearl River	38,500	4,701	12.2
Perry	10,400	1,488	14.3
Pike	37,300	6,297	16.9
Pontotoc	22,000	1,926	8.7
Prentiss	24,800	2,154	8.7
Quitman	11,200	3,732	33.3
Rankin	78,700	3,962	5.0
Scott	25,400	3,393	13.3
Sharkey	8,000	2,343	29.3
Simpson	24,300	2,746	11.3
Smith	15,100	1,736	11.5
Stone	10,000	1,214	12.1
Sunflower	36,600	8,026	21.9
Tallahatchie	16,400	4,542	27.7
Tate	21,100	3,282	15.6
Tippah	18,900	2,349	12.4
Tishomingo	18,000	1,609	8.9
Tunica	9,500	3,446	36.3
Union	22,000	1,924	8.7
Walthall	13,800	3,036	22.0
Warren	51,900	6,188	11.9
Washington	71,300	16,390	23.0
Wayne	20,200	3,395	16.8
Webster	10,400	1,574	15.1
Wilkinson	10,400	2,522	24.2
Winston	19,200	3,575	18.6
Yalobusha	13,300	1,873	14.1
Yazoo	27,300	6,021	22.0

MEDICAID RECIPIENTS

During the Fiscal Year 1986, 316,609 different persons benefited from one or more of the medical services covered by the Medicaid Program. This was an increase of 18,597 persons or 6.2 percent from Fiscal Year 85. The distribution among the program categories remained relatively the same for the unduplicated totals. Table 4 illustrates the recipient distribution by program category while Table 5 shows comparison of recipients by type of service for fiscal years 1985 and 1986.

TABLE 4
RECIPIENT DISTRIBUTION BY PROGRAM CATEGORY FOR FISCAL YEAR 1986

Program Category	Number of Recipients	Percent of Total
Total	316,609	100.0
Aged	63,034	19.9
Blind	1,706	0.5
Disabled	60,916	19.2
AFDC Children	132,538	41.9
AFDC Adults	50,314	15.9
CWS Foster Care	1,053	0.4
Optional Categorically Needy	7,048	2.2

TABLE 5
RECIPIENTS OF MEDICAL SERVICES BY TYPE OF SERVICE FOR FISCAL YEAR 1985 AND FISCAL YEAR 1986

Type of Service	Fiscal Year 1985 Recipients	Fiscal Year 1986 Recipients	Percent of Increase or (decrease)
Total	298,012	316,609	6.24
Inpatient Hospital	60,691	67,510	11.24
Outpatient Hospital	107,146	122,699	14.52
Laboratory & X-Ray	35,967	39,007	8.45
Skilled Nursing Facility	7,189	7,259	.97
Physicians	244,875	262,684	7.27
EPSDT	66,339	78,498	18.33
Home Health	3,012	4,073	35.23
Emergency Ambulance	11,478	13,924	21.31
Prescribed Drugs	236,939	249,436	5.27
Dental Care	70,657	81,082	14.75
Eyeglasses	6,939	15,541	123.96
Intermediate Care Facility	8,592	8,490	(1.19)
Intermediate Care Mentally Retarded	1,652	1,620	(1.94)
Family Planning	28,728	31,503	9.66
Buy-In, Part B Medicare	84,138	94,422	12.22
Clinic Services	3,421	11,232	228.32

PROGRAM ADMINISTRATION FEDERAL/STATE FINANCIAL RESPONSIBILITIES

The Mississippi Medicaid Program is administered by the Division of Medicaid using funds appropriated by the State and Federal government. Federal matching rates vary considerably depending upon their use in providing medical services for eligibles or in meeting administrative costs of the program. The variation in matching rates is illustrated in Chart 1.

During Fiscal Year 1986, the total administrative expense was \$11,594,154 with the Federal government paying \$7,408,664 or 63.9 percent. This total included all state agency cost and the cost of processing and paying claims by the Medicaid Fiscal Agent, EDS Federal. The Administrative expenses for Fiscal Year 1986 were 3.4 percent of the total budget.

During Fiscal Year 1986, the FMAP (Federal Medical Assistance Percentage) for most medical services in Mississippi was 78.42 percent. A state's FMAP is a calculated percentage based on the state's per capita income.

Exceptions to the 78.42 percent FMAP for medical services were: Family Planning Services at 90 percent Federal money; Buy-In, Part B, for non-money payment individuals at 100 percent State money, Choctaw Indians and Indochinese refugees at 100% Federal money.

In accordance with the Social Security Act and Mississippi Medicaid Law, payment for services under Medicaid is always secondary to any third party source. At the time a recipient receives a Medicaid-covered service, a determination is made as to whether the recipient has third party coverage; and, if so, the provider generally must seek third party payment, in accordance with Medicaid Program guidelines, prior to filing a Medicaid claim. Upon receipt of the third party payment, a Medicaid claim must be filed, and the Medicaid payment will be the amount of the Medicaid payment liability less the third party payment. If the provider receives a third party payment after Medicaid payment has been made, the provider is required to refund the third party payment to Medicaid up to the amount expended by Medicaid. In 1986, Mississippi Medicaid's third party avoided cost and recovery totaled \$4,380,289.

The total Medicaid expenditures represent the cost of program administration and the cost for health care services. This \$341,596,231 total is comprised of \$267,489,231 Federal money and \$74,107,000 State money.

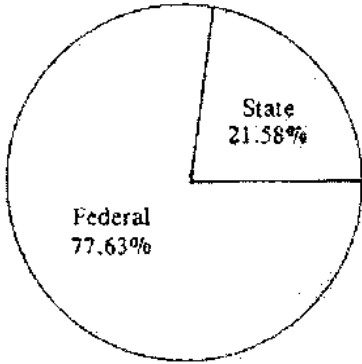
TRAVEL AND OTHER EXPENSES IN CONNECTION WITH CONFERENCES, MEETINGS AND WORKSHOPS JULY 1, 1985 - JUNE 30, 1986

Employee's Name	Destination and Purpose	Total Cost
Jamie Collier	Washington, D.C. - AICPA National Conference on Auditing Federal Assistance Programs to State and Local Governments	\$ 1,059.00
Melba Smith James C. Lowery	Lincoln, Nebraska - Meeting of National Association of Welfare Research & Statistics	\$ 228.00
Betty Williams Rhea Power James Lowery	San Antonio, Texas - National Quality Control Directors Conference	\$ 538.00
Ernest Bowen Alice Stuart	Norfolk, Virginia - National Eligibility Workers Assn. Conference	\$ 1,007.36
Virginia Walker	Atlanta, Georgia - Council on Aging Region IV Conference on Longterm Care - Alzheimers Disease Protective Services - Abuse of the Aged.	\$ 184.69
Doris Armstrong Linda Edwards	Austin, Texas - American Association of Public Welfare Information Systems Management Conference	\$ 1,159.71

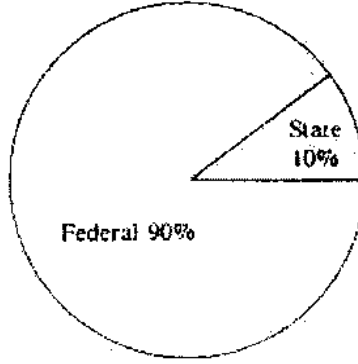
Employee's Name	Destination and Purpose	Total Cost
James C. Lowery	Washington, D.C. — Medicaid Directors Conference	\$ 752.64
Yolanda Langston	Atlanta, Georgia — Quality Control Computer Training	\$ 702.65
Billy Simmons	Cambridge, Mass. — Innovations in State and Local Government	\$ 872.50
Billy Simmons	Washington, D.C. — Alumni Refresher Seminar	\$ 914.52
Linda Edwards	Atlanta, Georgia — Income and Eligibility Verification Systems Conference	\$ 563.26
Rhea Power Nancy Spencer	Atlanta, Georgia — IEVS Training Conference	\$ 1,108.23
Nancy Spencer Rhea Power	Atlanta, Georgia — Quality Control Computer Training	\$ 822.35
Betty Williams	Atlanta, Georgia — Income and Eligibility Verification Systems Conference	\$ 545.52
Billy Simmons	Austin, Texas — National Debate on Health Care	\$ 882.38
Frank Edwards	Atlanta, Georgia — Home and Community Based Services	\$ 475.04
Kay Anders	Atlanta, GA — HCFA Regional Affair	\$ 405.00
Kay Anders	Montgomery, Alabama — SPR Conference	\$ 124.40
Billy Simmons	Denver, Colorado — State Medicaid Directors Annual Conference	\$ 636.59
William Gatewood Jane Streets	St. Paul Minnesota — National Surs Conference	\$ 1,375.95
James Bradford Clifton Brown Charles Ware	Harrisburg, PA — United Council on Welfare Fraud Conference	\$ 3,507.17

SOURCE OF FUNDS BY TYPE OF EXPENSE AND PERCENTAGE DISTRIBUTION
OF STATE AND FEDERAL FUNDS

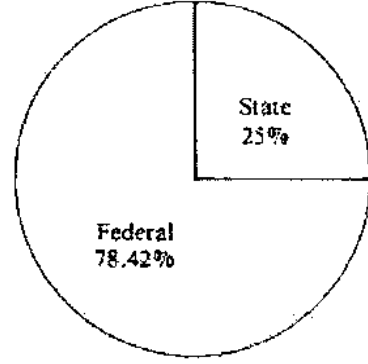
CHART 1



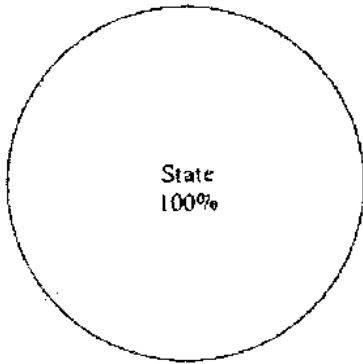
Health Care Services



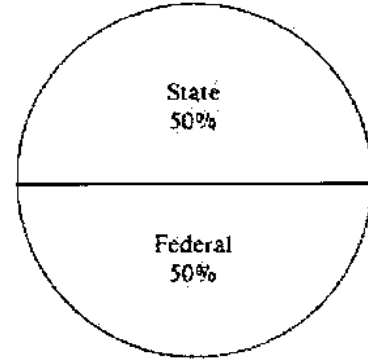
Family Planning



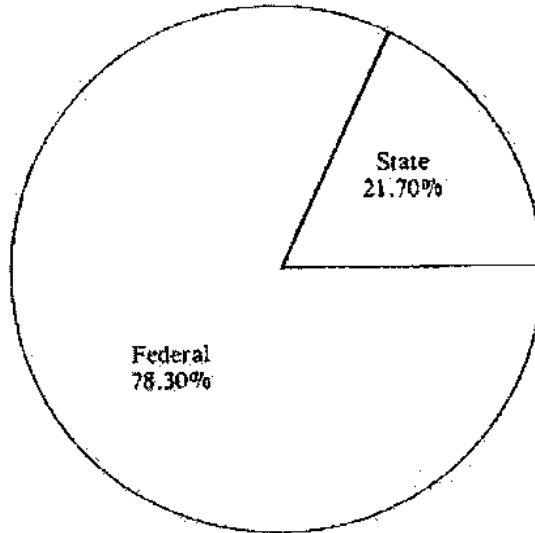
Professional Staff and
Related Administrative Costs



Buy-In Premium
for Non-Money Payment
Eligibles



Other Administration



Total Expenditures of Medicaid Program

PROGRAM INTEGRITY

The Division of Medicaid is responsible for conducting on-site investigations of providers and for monitoring both provider and recipient utilization in the Medicaid Program. The Division of Medicaid is required, under both State and Federal laws, to conduct periodic checks of provider records in order to verify actual receipt of services for which payment has been made and to investigate any cases suggestive of program abuse or misuse. Verification of receipt of services is also accomplished through recipient contact.

The existence of the Program Integrity Division continues to serve as an invaluable deterrent to potential fraud and abuse of benefits in the Medicaid Program. Activities in this area continue to expand and keep pace with the growth of the program.

With the assistance of a computerized surveillance and utilization reporting system, the Division is able to maintain practice and service profiles on all providers of service and on recipients who participate in or receive services through the Medicaid Program. These profiles provide indicators of possible fraudulent activities or abuse of Program benefits and are an important source of information upon which the Program Integrity Division bases its investigations. Examples of the types of profile information used are: frequency of physicians visits for a given recipient, ratio of laboratory procedures to medical visits for a physician, the average length of stay of recipients for a hospital, and extractions per recipient for a dentist. Exceptional reporting techniques are used to identify the unusual or exceptional profiles.

Reports of any investigations which reveal a significant irregularity are made to the Division. These investigations may result in monetary recovery, termination as a provider of Medicaid services, or referral to the Medicaid Fraud Control Unit located in the office of the Attorney General.

TABLE 6
PAID CLAIMS FY 86

Type of Service	July	Aug.	Sept.	Oct.	Nov.	Dec.	Jan.	Feb.	Mar.	Apr.	May	June	TOTAL
Inpatient	9,561	10,403	7,695	9,711	30,042	19,611	9,996	10,438	11,466	10,065	10,536	11,032	150,556
Outpatient	28,808	24,819	19,023	22,703	25,352	35,649	25,666	26,968	29,042	25,956	31,487	32,418	327,891
Lab X-Ray	4,210	4,186	2,780	6,043	4,514	12,729	4,534	4,669	8,498	7,968	7,141	9,420	76,692
SNF	5,197	5,179	5,080	5,466	5,320	5,637	5,273	5,307	5,255	5,173	5,399	5,283	63,569
EPSDT	10,564	7,958	12,569	7,882	9,341	9,729	10,773	11,594	8,767	14,304	13,202	9,749	126,432
Physician	113,482	123,414	116,576	117,951	114,536	150,067	116,316	118,269	159,282	113,774	146,402	180,236	1,570,312
Home Health	1,091	1,818	967	1,296	1,305	2,255	4,934	1,738	1,151	1,673	1,345	1,431	21,004
Emer. Ambulance	1,076	1,170	1,058	832	913	1,509	1,268	1,431	1,091	1,163	1,220	1,193	13,924
Drugs	265,724	232,340	263,324	249,973	234,116	274,113	238,151	235,372	306,810	236,006	309,612	265,795	3,117,336
Dental	4,051	2,474	3,800	3,640	3,150	4,245	2,678	3,883	3,893	3,586	4,273	3,581	43,234
Eyeglasses	156	103	105	167	108	184	133	166	164	125	133	249	1,793
ICF	6,459	6,654	6,394	6,903	6,520	6,852	6,388	6,917	6,743	6,551	8,229	6,790	81,400
ICF-MR	1,488	1,518	1,426	1,221	2,075	1,658	1,389	1,470	1,686	1,443	1,563	1,590	18,527
Family Planning	4,045	2,219	2,923	2,065	1,591	1,614	2,168	3,550	980	5,164	3,130	2,722	32,171
Clinic (Rural Health)	925	1,060	984	1,176	881	923	812	845	992	381	459	0	9,438
EPSDT-Dental	7,390	4,584	7,444	7,496	6,415	8,927	4,653	9,501	7,185	7,378	7,545	6,399	84,917
EPSDT-Eye	1,214	927	1,550	903	1,187	2,184	967	1,324	2,231	1,605	1,326	1,481	16,899
EPSDT-Hearing	23	29	17	25	39	64	21	29	28	43	32	57	407
Mental Health Clinic	0	458	911	1,874	1,339	2,527	1,012	1,337	2,409	926	1,924	3,566	17,983
TOTAL	465,471	431,013	454,626	447,327	448,744	540,477	437,132	444,808	557,673	443,284	534,958	542,992	5,768,505

EXPENDITURES

EXPENDITURES BY TYPE OF SERVICE

Total medical expenditures for Fiscal Year 1986 amounted to \$330,002,077. This was an increase of 0.7 percent over Fiscal 85.

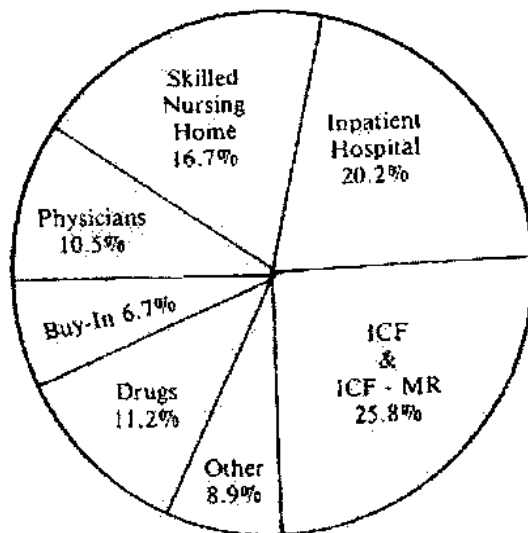
The medical services which accounted for the largest expenditures were Inpatient Hospital with \$69,117,786 and Nursing Home Care with \$130,752,137.

Chart 2 compares the percentage distribution of expenditures for the major medical services during Fiscal 85 and FY 86.

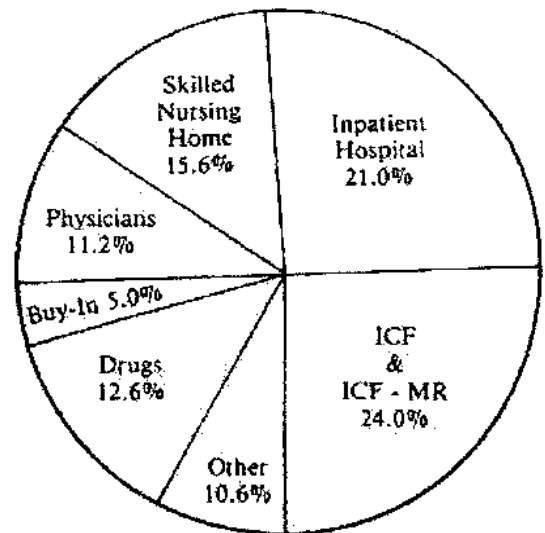
Table 7 shows the actual amount spent for medical services with the percent increase or (decrease), and Table 8 gives the average spent per recipient for each service.

PERCENTAGE DISTRIBUTION OF EXPENDITURES BY TYPE OF SERVICE
FOR FISCAL YEAR 1985 AND FISCAL YEAR 1986

CHART 2



Fiscal Year 1985



Fiscal Year 1986

TABLE 7
EXPENDITURES FOR MEDICAL SERVICES BY TYPE OF SERVICE
FOR FISCAL YEAR 1985 AND FISCAL YEAR 1986

Type of Service	Fiscal Year 1985 Expenditures	Fiscal Year 1986 Expenditures	Percent of Increase or (decrease)
Total	\$ 327,751,973	\$ 330,002,077	0.69
Inpatient Hospital	66,170,370	69,117,986	4.26
Outpatient Hospital	12,430,836	16,218,105	30.47
Laboratory + X-Ray	1,009,041	1,148,976	13.87
Skilled Nursing Facility	54,598,709	51,355,161	(5.94)
Physicians	34,569,567	36,830,872	6.54
EPSDT ¹	2,634,102	2,698,895	2.46
Home Health	1,945,119	2,428,953	24.87
Emergency Ambulance	542,288	564,667	4.13
Prescribed Drugs	36,669,358	41,578,613	13.39
Dental Care	6,488,336	6,647,938	2.46
Eyeglasses	1,079,349	1,105,899	2.45
Intermediate Care Facility	58,307,676	54,685,104	(6.21)
Intermediate Care Facility Mentally Retarded	26,196,202	24,711,872	(5.67)
Family Planning	2,915,187	3,025,630	3.79
Buy-In, Part B Medicare	21,934,332	16,408,388	(25.19)
Clinic Services	261,501	1,475,018	464.05

TABLE 8
EXPENDITURES FOR MEDICAL SERVICES BY TYPE OF SERVICE
NUMBER OF RECIPIENTS FOR EACH SERVICE AND
AVERAGE SPENT PER RECIPIENT FOR FISCAL YEAR 1986

Type of Service	Total Expenditures	Number of Recipients	Average Spent per Recipient
Total	\$ 330,002,077	316,609	\$ 1,042.30
Inpatient Hospital	69,117,986	67,510	1,023.81
Outpatient Hospital	16,218,105	122,699	132.17
Laboratory + X-ray	1,148,976	39,007	29.46
Skilled Nursing Facility	51,355,161	7,259	7,074.69
Physicians	36,830,872	262,684	140.21
EPSDT ¹	2,698,895	78,498	34.38
Home Health	2,428,953	4,073	596.35
Emergency Ambulance ²	564,667	13,924	40.55
Prescribed Drugs	41,578,613	249,436	166.69
Dental Care	6,647,938	81,082	81.99
Eyeglasses	1,105,899	15,541	71.16
Intermediate Care Facility	54,685,104	8,490	6,441.32
Intermediate Care Facility Mentally Retarded	24,711,872	1,620	15,254.24
Family Planning	3,025,630	31,503	96.04
Buy-In, Part B Medicare ³	16,408,388	94,422	173.78
Clinic Services	1,475,018	11,232	131.32

¹ Only persons under 18 years of age are eligible.
² Number of Ambulance Services paid claims, not number of recipients.
³ Average Number of monthly Buy-In recipients.

EXPENDITURES BY PROGRAM CATEGORY OF ELIGIBILITY

About 40 percent of the total expenditures for medical services in Fiscal Year 1986 was spent for the Aged Category. While only 20 percent of eligibles were in the Aged Category, over \$99 million was paid for nursing home care and drugs, approximately \$16 million for Buy-In, Part B premiums, and \$6.7 million for physicians' services for the Medicaid elderly persons.

A comparison of the expenditures of each program category is presented graphically in Chart 3. In Table 9, these amounts are shown with the average cost per recipient. Table 10 lists the medical services expenditures which exceeded one million dollars in the year. EPSDT benefits are only provided for individuals under age 18; and Buy-In, Part B premiums are paid only for those eligible persons age 65 or over or who otherwise qualify for Medicare.

DIVISION OF MEDICAID
 RECIPIENTS AND DOLLARS SPENT BY PROGRAM CATEGORY
 FISCAL YEAR 1986

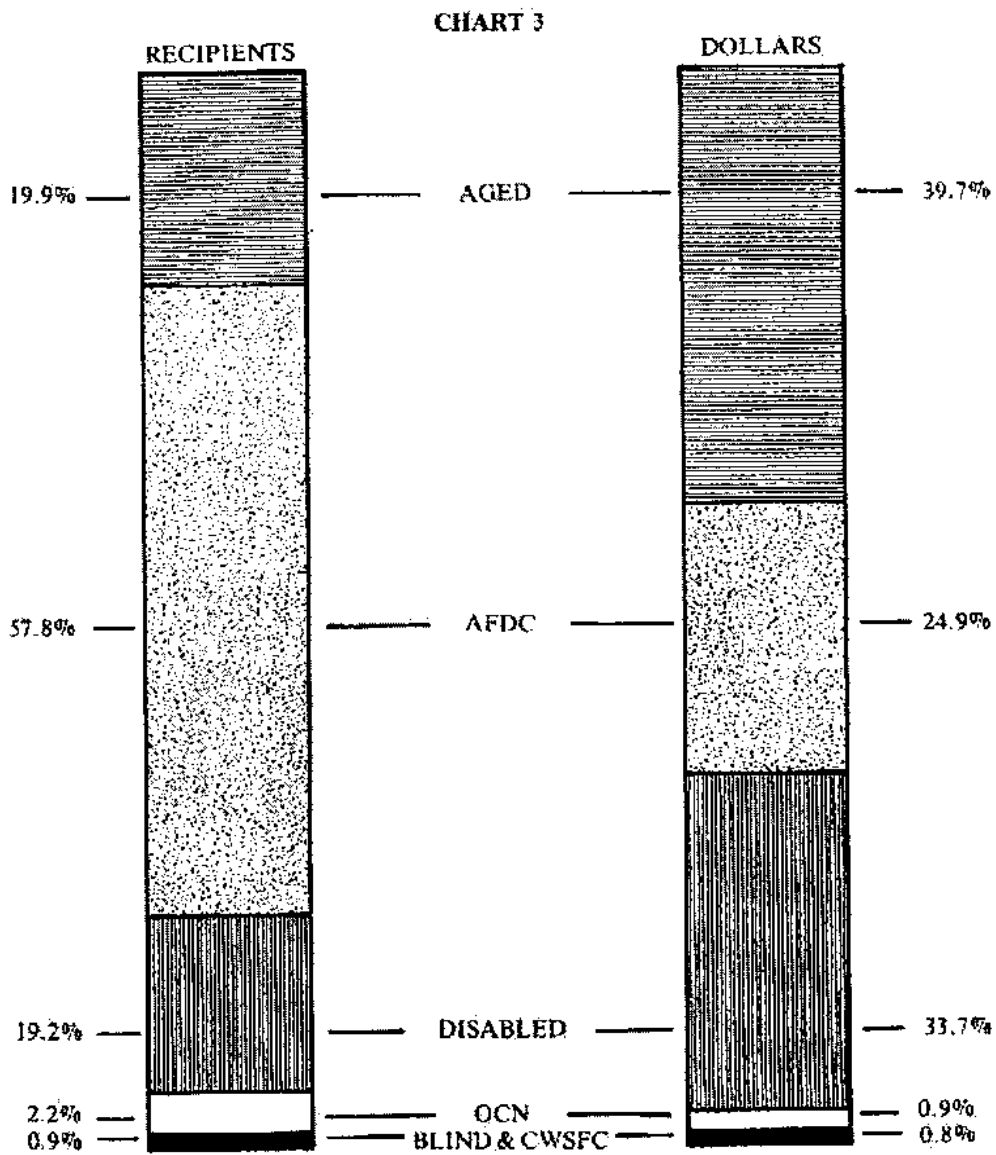


TABLE 9

TOTAL EXPENDITURES FOR MEDICAL SERVICES, TOTAL NUMBER OF RECIPIENTS, AVERAGE SPENT PER RECIPIENT, AND PERCENTAGE BY PROGRAM CATEGORY FOR FISCAL YEAR 1986

Program Category	Expenditures	Percent of Total	Total No. Recipients	Percent of Total	Average Per Recipient
Total	\$330,002,077	100.0	316,609	100.0	\$ 1,042.30
Aged	131,010,823	39.7	63,034	19.9	2,078.42
Blind	2,400,015	0.7	1,706	0.5	1,406.81
Disabled	111,276,700	33.7	60,916	19.2	1,826.72
AFDC Children	45,540,287	13.8	132,538	41.9	343.60
AFDC Adults	36,630,230	11.1	50,314	15.9	728.03
CWS Foster Care	415,263	0.1	1,053	0.4	394.36
Optional Categorically Needy	2,728,757	0.9	7,048	2.2	387.17

TABLE 10

EXPENDITURES FOR MAJOR MEDICAL SERVICES BY PROGRAM CATEGORY FOR FISCAL YEAR 1986

Type of Service	Total	Aged	Blind	Disabled	AFDC Children	AFDC Adults	CWS Foster Care	Optional Categorically Needy
Inpatient Hospital	\$69,117,986	\$12,095,647	\$552,944	\$24,191,295	\$15,551,547	\$15,482,429	\$132,336	1,105,888
Outpatient	16,218,105	3,130,094	145,963	5,822,300	1,940,999	2,984,131	15,218	178,399
Skilled Nursing	51,355,161	40,415,312	289,486	10,578,343	1,311	—	—	709
Physicians	36,830,872	7,145,189	257,816	10,091,659	9,760,181	8,949,902	43,777	582,348
EPSDT	8,983,072	—	4,494	233,690	8,278,014	107,357	—	471,874
Prescribed Drugs	41,578,613	17,047,231	374,208	16,890,917	3,658,917	3,451,025	12,474	153,841
Dental Care	1,393,449	87,377	4,180	136,538	994,923	139,345	9,123	61,343
Intermediate Care	79,396,976	46,132,425	500,201	32,632,137	55,368	6,970	8,081	60,774
Buy-In Part B Medicare	16,408,388	12,634,459	—	3,773,929	—	—	—	—

PAYMENTS MADE TO PROVIDERS BY COUNTY

The total paid to providers of medical services in each county is shown in Table 11. The recipients served by the providers during Fiscal Year 1986 were not necessarily residents of that county, but the providers were.

TABLE 11
TOTAL PAYMENTS TO PROVIDERS BY COUNTY FOR FISCAL YEAR 1986

County	Total Payments	County	Total Payments
Adams	\$ 4,879,863.46	LeFlore	\$ 8,484,516.92
Alcorn	3,915,213.14	Lincoln	5,615,325.09
Amite	1,063,318.17	Lowndes	4,507,160.45
Attala	1,579,810.95	Madison	4,383,494.42
Benton	138,747.60	Marion	2,818,376.19
Bolivar	9,156,740.55	Marshall	2,314,031.86
Calhoun	1,658,997.48	Monroe	4,166,464.39
Carroll	152,317.91	Montgomery	2,089,029.71
Chickasaw	1,923,894.74	Neshoba	1,935,136.01
Choctaw	805,336.55	Newton	2,447,205.85
Clairborne	754,222.37	Noxubee	1,303,173.35
Clarke	1,811,547.71	Oktibbeha	5,003,573.34
Clay	2,204,514.25	Panola	3,565,305.47
Coahoma	7,722,551.31	Pearl River	3,442,524.93
Copiah	2,023,914.56	Perry	577,541.36
Covington	1,703,890.97	Pike	5,233,632.50
DeSoto	1,454,369.99	Pontotoc	1,694,733.41
Forrest	11,180,006.68	Prentiss	1,958,716.45
Franklin	856,701.49	Quitman	2,213,866.27
George	1,070,652.49	Rankin	10,969,234.42
Greene	1,019,164.22	Scott	1,884,634.64
Grenada	4,124,577.27	Sharkey	1,365,184.45
Hancock	1,105,171.81	Simpson	5,604,613.12
Harrison	13,829,186.98	Smith	1,438,207.89
Hinds	42,807,715.33	Stone	1,158,764.13
Holmes	2,682,048.15	Sunflower	4,336,925.23
Humphreys	1,927,170.30	Tallahatchie	1,347,504.60
Issaquena	000.00	Tate	2,530,341.10
Itawamba	1,635,290.70	Tippah	3,007,541.01
Jackson	5,529,439.18	Tishomingo	1,862,714.45
Jasper	1,230,929.27	Tunica	615,170.68
Jefferson	866,450.59	Union	2,439,344.66
Jefferson Davis	1,231,484.73	Walthall	2,092,499.20
Jones	14,050,790.75	Warren	4,919,520.62
Kemper	806,949.27	Washington	9,135,251.79
Lafayette	6,884,088.58	Wayne	2,087,829.18
Lamar	1,415,443.71	Webster	1,718,437.07
Lauderdale	9,609,040.66	Wilkinson	1,178,404.94
Lawrence	1,427,839.07	Winston	2,216,685.21
Leake	2,262,168.27	Yalobusha	674,476.78
Lee	7,704,128.81	Yazoo	2,791,354.13

PAYMENTS FOR RECIPIENTS BY COUNTY OF RESIDENCE

TABLE 12

AMOUNT OF EXPENDITURES FOR RECIPIENTS BY COUNTY OF RESIDENCE FOR FISCAL YEAR 1986

County	Total Payments	County	Total Payments
Adams	\$ 4,887,431.89	Leflore	\$ 7,604,927.03
Alcorn	4,243,343.91	Lincoln	5,909,335.25
Amite	899,262.44	Lowndes	4,573,147.86
Attala	2,263,773.04	Madison	5,796,133.70
Benton	668,680.79	Marion	3,786,319.51
Bolivar	9,739,695.97	Marshall	3,410,005.91
Calhoun	2,225,543.65	Monroe	4,441,860.30
Carroll	738,210.79	Montgomery	2,341,942.60
Chickasaw	2,205,570.53	Neshoba	3,005,826.80
Choctaw	979,645.67	Newton	2,487,927.12
Clalborne	1,175,807.36	Noxubee	1,861,673.01
Clarke	2,369,342.02	Oktibbeha	4,788,936.44
Clay	2,516,933.43	Panola	3,983,453.08
Coalhoma	7,142,912.79	Pearl River	3,776,778.90
Copiah	2,962,930.24	Perry	936,193.95
Covington	2,002,868.20	Pike	4,691,639.14
DeSoto	2,394,614.05	Pontotoc	2,095,520.15
Forrest	8,052,461.90	Prentiss	2,399,802.22
Franklin	1,220,226.40	Quitman	2,576,395.15
George	1,378,190.30	Rankin	11,479,285.41
Greene	1,552,248.39	Scott	2,363,354.79
Grenada	3,941,801.51	Sharkey	1,604,316.87
Hancock	1,646,895.06	Simpson	5,764,436.37
Harrison	13,605,168.86	Smith	2,139,055.83
Hinds	21,072,586.76	Stone	1,360,495.21
Holmes	4,241,785.73	Sunflower	5,245,566.89
Humphreys	2,453,138.23	Tallahatchie	2,545,487.38
Issaquena	184,567.90	Tate	2,673,364.23
Itawamba	2,073,387.59	Tippah	2,984,055.90
Jackson	5,983,761.49	Tishomingo	2,064,736.25
Jasper	1,965,179.10	Tunica	1,472,639.14
Jefferson	1,328,599.61	Union	2,069,059.96
Jefferson Davis	1,933,751.03	Walthall	2,327,134.92
Jones	14,003,714.72	Warren	4,797,830.68
Kemper	1,213,724.09	Washington	9,364,666.44
Lafayette	6,234,455.50	Wayne	2,345,354.92
Lamar	2,204,961.47	Webster	1,677,436.97
Lauderdale	8,915,809.74	Wilkinson	2,075,173.89
Lawrence	1,599,518.36	Winston	2,869,708.78
Leake	2,823,153.56	Yalobusha	1,238,204.25
Lee	5,071,022.50	Yazon	4,158,715.69

TABLE 13
AMOUNT PAID TO STATE HEALTH AGENCIES AND
INSTITUTIONS BY SOURCE OF FUNDS FOR FISCAL YEAR 1986

Name of Agency or Institution	Total Amount of Payment	From Federal Funds	From State Funds
Total.....	\$ 45,648,147	\$ 35,797,277	\$ 9,850,870
Boswell Retardation Center (Sanitorium)	1,100,898	863,324	237,574
East Miss. State Nursing Home (NHs) (Meridian)	2,022,928	1,586,380	436,548
Ellisville State School (NHs) (Ellisville)	8,449,657	6,626,221	1,823,436
Kuhn Memorial Hospital (Vicksburg)	354,682	278,142	76,540
Matty Hersee Hospital (Meridian)	803,901	630,419	173,482
South Miss. State Hospital (Laurel)	397,225	311,504	85,721
Miss. Crippled Children's Ctr. (NHs) (Jackson)	101,645	79,710	21,935
North Miss. Retardation Ctr. (NHs) (Oxford)	4,438,528	3,480,694	957,834
State Board of Health (Jackson)	5,432,769	4,260,377	1,172,392
University Medical Ctr. (Jackson)	12,811,367	10,046,674	2,764,693
South Miss. Retardation Ctr. (NHs) (Long Beach)	1,981,979	1,554,268	427,711
Hudspeth Retardation Ctr. (NHs) (Whitfield)	4,524,365	3,548,007	976,358
Miss. State Hospital (NHs) (Whitfield)	2,993,053	2,347,152	645,901
Miss. State Hospital (Whitfield)	235,150	184,405	50,745

SERVICES
PHYSICIANS' SERVICES

During Fiscal Year 1986, a total of 3,251 physicians participated in the Medicaid Program. Medical services rendered or ordered by all participating physicians for Medicaid recipients included:

498,535	Laboratory procedures
60,269	Injections
150,769	Radiology procedures
61,059	Surgical procedures

TABLE 14
TOTAL NUMBER OF RECIPIENTS, NUMBER USING PHYSICIAN SERVICES
BY PROGRAM CATEGORY FOR FISCAL 1986

	Total Number of Recipients	Recipients Using Service	Percent of Total
Total.....	316,609	262,688	83.0
Aged	63,034	54,774	17.3
Blind	1,706	1,471	0.5
Disabled	60,916	52,849	16.7
AFDC Children.....	132,538	104,154	32.9
AFDC Adults	50,314	43,443	13.7
CWS Foster Care	1,053	780	0.2
Optional Categorically Needy	7,048	5,217	1.7

During Fiscal Year 1986, \$36,830,872 was expended for Physicians' Services. Distribution by program categories shows the aged with 19.4% of the total expenditures. The children in the Aid to Families with Dependent Children who received physicians' care accounted for 26.6 percent of the total money paid.

Table 15 shows distribution of the total expenditures.

TABLE 15
 AMOUNT OF EXPENDITURES WITH PERCENTAGE DISTRIBUTION
 FOR PHYSICIANS' SERVICES BY PROGRAM CATEGORY
 FOR FISCAL YEAR 1986

Program Category	Expenditures	Percent
Total	\$36,830,872	100.0
Aged	7,145,189	19.4
Blind	257,816	0.7
Disabled	10,091,659	27.4
AFDC Children	9,797,012	26.6
AFDC Adults	8,913,071	24.2
CWS Foster Care	73,662	0.2
Optional Categorically Needy	552,463	1.5

TABLE 16
 AMOUNT OF EXPENDITURES WITH PERCENTAGE DISTRIBUTION
 FOR PHYSICIANS' SERVICES BY AGE GROUPS
 FOR FISCAL YEAR 1986

Age in Years	Expenditures	Percent
Total	\$36,830,872	100.0
Under 6	7,182,020	19.5
6-20	9,502,365	25.8
21-64	10,423,137	28.3
Over 64	9,723,350	26.4

There were 897,099 physicians' visits during Fiscal Year 86. The average number of visits per recipient by program category ranged from a low of 3.0 to a high of 4.9. In Table 17, the average number and the total number of visits for each program category are given. In Table 18, physician visits are shown by the place of the visit.

TABLE 17
NUMBER OF PHYSICIANS' VISITS, AVERAGE NUMBER OF VISITS PER RECIPIENT
BY PROGRAM CATEGORY FOR FISCAL YEAR 1986

Program Category ¹	Number of Physicians' Visits	Number of Recipients	Average Visit Per Recipient
Blind	4,788	1,471	3.3
Disabled	201,385	52,856	3.8
AFDC Children	366,176	104,183	3.5
AFDC Adults	210,491	43,397	4.9
CWS Foster Care	2,355	781	3.0
Optional Categorically Needy	15,758	5,203	3.0

¹Aged Category omitted since only Medicare coinsurance and deductibles are paid on the majority of visits made by persons in the Aged Category.

TABLE 18
NUMBER OF PHYSICIANS VISITS BY PLACE OF VISIT
FOR FISCAL YEAR 1986

Place of Visit	Number of Visits	Percent
Total	897,099	100.00
Physician's office	646,719	72.09
Hospital	125,634	14.00
Nursing Home	9,940	1.11
Emergency Room	87,387	9.74
Recipient's Home	571	0.06
Consultations	13,341	1.49
Elsewhere	13,507	1.50

PRESCRIBED DRUGS

Drug recipients numbered 249,436. The average number of prescriptions per recipient was 12.0 per year.

Table 19 shows the number of prescriptions and the average number of prescriptions per Medicaid drug recipient by program category in Fiscal Year 1986.

TABLE 19
NUMBER OF PRESCRIPTIONS, NUMBER OF RECIPIENTS, AND
AVERAGE NUMBER PRESCRIPTIONS PER RECIPIENT
BY PROGRAM CATEGORY FOR FISCAL YEAR 1986

Program Category	Number of Prescriptions	Percent of Total	Number of Recipients	Percent of Total	Average Rx Per Recipient
Total	2,993,243	100.00	249,436	100.00	12.0
Aged	1,185,713	39.61	57,181	22.92	20.7
Blind	25,797	0.86	1,536	0.62	16.8
Disabled	1,074,675	35.90	54,905	22.00	19.6
AFDC Children	397,239	13.27	90,995	36.48	4.4
AFDC Adults	292,887	9.80	39,851	16.00	7.3
CWS Foster Care	2,201	.07	646	.25	3.4
Optional Categorically Needy	14,731	.49	4,322	1.73	3.4

NURSING HOME SERVICES

Medicaid nursing home patients are classified as needing skilled care, intermediate care or special care for the mentally retarded. Nursing homes are certified to render one or more of the above levels of care and are designated as Skilled Nursing Homes, Dual Nursing Homes, Intermediate Nursing Home and Intermediate Nursing Homes for the Mentally Retarded. A Dual Nursing Home cares for both skilled and intermediate patients and complies with Federal Regulations governing both levels of care.

Medicaid Income (which is applied to the nursing home cost) consists of all of patient's income above \$44.00 a month. The Medicaid payment is reduced by the amount of Medicaid Income.

During Fiscal Year 1986, Skilled and Dual nursing homes rendered 1,739,514 days of care to 7,259 Medicaid patients. The total Medicaid cost of care was \$51,355,161 which averages out to \$29.52 per day for patients in Skilled and/or Dual homes.

Intermediate nursing homes rendered 2,222,118 days of care to 8,490 Medicaid patients. The total Medicaid Cost of the care was \$54,685,104 which averages out to \$24.61 per day for patients in intermediate care nursing homes.

Intermediate Nursing homes for the mentally retarded rendered 534,137 days of care to 1,620 Medicaid patients. The total cost of the Medicaid program was \$24,711,872 which averages out to \$46.27 per day for patients in intermediate care nursing homes for the mentally retarded.

Overall the Nursing Home program provided 4,495,769 days of care to 17,369 Medicaid patients at a cost of \$130,752,137 to the Medicaid program.

TABLE 20

NUMBER OF RECIPIENTS AND NUMBER OF DAYS OF CARE FOR NURSING HOME FACILITIES BY PROGRAM CATEGORY FOR FISCAL YEAR 1986

Program Category	Skilled Nursing Homes		Intermediate Care Facilities		Intermediate Care Facilities-MR	
	Recipients	Days of Care	Recipients	Days of Care	Recipients	Days of Care
Total	7,259	1,739,514	8,490	2,222,118	1,620	534,137
Aged	6,022	1,417,018	7,247	1,915,127	9	2,079
Blind	39	9,599	29	7,518	16	5,382
Disabled	1,195	312,827	1,205	299,060	1,578	524,056
AFDC Children	2	49	7	200	7	1,090
AFDC Adults	0	0	2	213	0	0
CWS Foster Care	0	0	0	0	1	199
Optional Categorically Needy	1	21	0	0	9	1,331

INPATIENT HOSPITAL SERVICES

During Fiscal Year 1986, there were 67,666 hospital discharges with 193,900 days of inpatient hospital care covered by Medicaid. The average length of stay was 2.9 days, a decrease of 1.0 from the previous year. For the relatively small number of persons covered in the Aged Category who do not qualify for Part A of Medicare, Medicaid pays for their hospital services. Elderly recipients had the longest average length of stay for each period of hospitalization. Table 21 shows the number of recipients of Inpatient Hospital Service benefits with the number of discharges and days of care during Fiscal Year 1986. Those persons who have hospital coverage under Part A of Medicare are not included in the table. Medicaid paid their hospital deductible and coinsurance charges.

A total of 113 hospitals participated in the Medicaid program.

TABLE 21
NUMBER OF RECIPIENTS, NUMBER OF DISCHARGES, TOTAL DAYS OF
HOSPITAL CARE AND AVERAGE LENGTH OF STAY FOR MEDICAID RECIPIENTS
BY PROGRAM CATEGORY FOR FISCAL YEAR 1986

Program Category	Number of Recipients*	Number of Discharges	Days of Care	Avg. Hospital Length of Stay
Total	37,329	67,666	193,900	2.9
Aged	359	519	3,389	6.5
Blind	219	435	1,645	3.8
Disabled	9,114	19,360	69,997	3.6
AFDC Children	13,526	23,249	56,953	2.4
AFDC Adults	13,092	22,720	57,510	2.5
CWS Foster Care	133	180	573	3.2
Optional Categorically Needy	886	1,203	3,833	3.2

*Not included are Medicaid recipients covered under Part A of Medicare.

OUTPATIENT HOSPITAL SERVICE

A total of 191,913 outpatient hospital visits were provided to 122,699 recipients during Fiscal Year 1986, with an average of 1.6 visits per out-patient recipient.

DENTAL SERVICES

Limited dental care was provided to 81,082 persons during Fiscal Year 1986 with expenditures amounting to \$1,393,449. A total of 116,760 procedures were provided.

An average of 458 dentists participated in the program during the fiscal year.

FAMILY PLANNING SERVICES

Expenditures for Family Planning Services amounted to \$3,025,630 in Fiscal Year 1986 with the Federal government paying 90 percent and Mississippi paying 10 percent of the total. Payments were made to private physicians, pharmacies, and Family Planning Clinics located throughout the state. A total of 31,503 different persons received Family Planning Services during the year.

EARLY AND PERIODIC SCREENING, DIAGNOSIS AND TREATMENT SERVICES

The Early and Periodic Screening, Diagnosis and Treatment Services (EPSDT) furnishes a unique opportunity for providing health care to the Medicaid eligible children of Mississippi. This program requires the screening of children under 21 years of age for physical, mental and developmental defects and provides for the necessary health care to correct or ameliorate those defects. Treatment for visual, hearing, and dental problems is also provided. Thus, EPSDT introduces eligible children into the health care system and makes services available before health problems become chronic and expensive to treat.

Good health is an important factor in the development of a productive adult who is independent of public assistance. Poverty and untreated health defects often lead to dependency and the perpetuation of the welfare cycle, which makes the importance of the EPSDT program significant.

During Fiscal Year 1986, 114,504 children and youth under age 21 received a complete physical assessment through the EPSDT screening program. Treatments received as a result of problems found during the screening process are as follows:

TABLE 22
NUMBER OF CHILDREN RECEIVING TREATMENT
BY CATEGORY OF SERVICE

Category	Number of Children
Dental	44,639
Vision	13,550
Hearing evaluation	901
Hearing aids	170
Medical	27,036

APPENDIX

Section 43-13-127 of the Mississippi Code of 1972 requires a listing of hospitals and nursing homes to whom payments in excess of \$25,000 were made, and all other providers to whom payments in excess of \$10,000 were made. The following is a list of the providers receiving in excess of the specified amounts for Fiscal Year 1986. The amount paid to providers includes all costs (employee salaries, rent, utilities, bookkeeping, supplies, equipment, etc.) involved in providing services, and does not represent a net amount or take-home pay to a provider.

ADAMS

Jefferson Davis Memorial Hospital	1,342,972.64
Adams County Nursing Center	976,345.10
Glenburney Nursing Home ICF	812,280.75
Trace Haven Nursing Home	349,714.00
Humana Hospital - Natchez	152,254.12
Eckerd Drugs #2196	97,382.67
Jacqueline Davis, M.D.	79,015.54
Bernadette Sherman, M.D.	75,451.49
Wilson Holder Drug Co.	62,280.54
Todd Clinical Pharmacy	55,355.58
E.J. Flechas, M.D.	54,149.25
Medical Arts Pharmacy	53,490.87
J.R. Todd, Jr., M.D.	49,723.32
Walter T. Colbert, M.D.	45,327.67
K & B Drugs #281	41,744.61
Natchez Pharmacy Group	35,510.58
Gilbert Drug Store	35,429.59
Craig Bradford, D.M.D.	29,628.05
Benny A. Wright, D.D.S.	28,859.15
Haneys Drugs	28,487.77
Lee George Campbell, D.D.S.	27,666.25
Natchez Super Dr. #2	27,014.76
Morgantown Pharmacy	25,840.97
Dempsey T. Attacker, M.D.	25,109.73
Paul A. Doherty, O.D.	23,424.15
Radiology Associates	16,993.56
Kidney Care Inc. Natchez	16,537.78
Longs Pharmacy	15,940.35
Howard Medi Save Pharmacy	15,375.38
Geisenberger Brothers Drugs	14,364.00
Homer A. Whittington, M.D.	14,310.50
G. Swink Hicks, M.D.	12,385.62
Clifford R. Tillman, M.D.	11,511.54
Mediquip Corp.	11,315.26
D.H. Mutziger, M.D.	11,044.48
Jonathan C. Campbell, M.D.	11,024.77

ALCORN

Magnolia Hospital	922,102.85
Care Inn Alcorn County	895,635.75
Care Inn, Corinth	745,354.20
Whitfield Nursing Home	358,217.32
Medical Plaza Pharmacy	182,377.86
James Bennett Apothecary	108,817.69
Rieger Gibson Pharmacy	58,154.14

Whitfield Pharmacy & Jewelry	50,687.57
Region 4 MHC-Tunber Hills	49,869.50
Kitchens Drug Co.	49,645.81
Shelby C. Reid, M.D.	40,263.28
Smith Drug Company	36,256.86
James M. Davison, D.O.	35,884.61
C. Spencer Lee, D.D.S.	34,203.51
Super D Drug #17	29,596.77
Super X Drugs Corp. MS-4	27,023.69
Robert C. Lee, M.D.	25,558.28
Gunn Drug Company	22,168.74
John Prather, M.D.	20,708.87
MS-TN Radiology	18,744.39
Superior Home Health Care	17,263.96
Robert E. Mathis, D.D.S.	15,976.27
John Max Dowbak, M.D.	14,555.16
Robertson B & R	13,096.11
Dennis E. Ward, M.D.	12,386.11
Nicholas N. Dzebolo, M.D.	12,271.92
Ray N. Gregory, M.D.	12,179.71
Bernard L. Shipp, M.D.	10,806.61

AMITE

Centreville Health Care Center	857,863.77
Liberty Drug Store	62,098.24
David Braunm, M.D.	36,963.57
J & J Discount Drugs	45,233.32
P & S Pharmacy, Inc.	22,019.33
James S. Poole, M.D.	14,046.91
Curtis A. Broussard, M.D.	11,163.28

ATTALA

Attala County Nursing Center	836,392.56
Montfort Jones Memorial Hospital	249,241.14
Sullivans Discount Drugs	95,044.51
Attala Discount Drugs	78,361.78
Boyd's Drug Store, Inc.	60,673.22
Pickles Drug Store	55,151.12
City Drug Store	42,746.44
Tri-County HHC, Inc.	19,579.39
Reveco Discount Drugs #2603	19,235.41
John Moody Burge, Jr., D.D.S.	15,255.50
Richard C. Carter, M.D.	14,233.34
D.S. Harness, M.D.	11,715.66
James D. Neaves, D.D.S.	11,041.60
A. Coleman Pickle, M.D.	10,966.28
Paul E. Mink, M.D.	10,109.95

BENTON

Ashland Discount	58,768.03
Michael W. Earley	10,870.21
Hickory Flat CLinic-RHC	10,087.99

BOLIVAR

Bolivar County Hospital	1,501,715.96
Zion Grove Nursing Center	1,229,796.17
Cleveland Health Care Center	1,133,228.83
Care Inn Cleveland	579,879.31
Oak Grove Nursing Home	510,238.51
Haire Drug Center	439,655.49
Shelby Community Hospital	294,359.34
Shelby Drug Company	293,220.18
Buckleys Pharmacy	245,835.92
R.T. Hollingsworth, M.D.	220,018.05
Bolivar County Hospital LTC FAC	177,317.85
Paul Warrington, M.D.	164,948.79
Donald J. Blackwood, M.D.	147,021.97
Rosedale Drug Company	143,543.49
Childrens Acceleration Pro.	135,791.00
Robert C. Tibbs, II, M.D.	121,405.61
Merton C. Toler, M.D.	114,611.11
Gene L. Coopwood, D.D.S.	114,108.45
Medical Arts Pharmacy	102,082.38
Rosedale Medical Clinic-Cox	86,362.61
Hugh C. Smith, D.D.S.	78,441.80
Paul Discount Drugs	76,272.64
James Gray Adams, M.D.	76,051.73
Delta Comm. Health Center-Pharmacy	75,348.18
Lewis Drug Store	73,856.31
Delta Drug Store	66,623.97
P. Patel, M.D.	66,039.21
Rosedale Drug Company, Inc.	65,707.53
Eugene E. Tibbs, M.D.	64,039.58
Economy Drugs, Inc.	59,041.65
Nathaniel Brown, M.D.	50,379.02
Frank E. Reese, O.D.	44,962.23
Cleveland Clinic-Wright	38,557.24
J. G. Peeler, Jr., M.D.	35,656.10
Williams Emergency Ambulance Service	31,861.36
Delta Community Home Health Agency	31,421.15
David L. Walt, M.D.	27,626.75
Joel Gibson, D.M.D.	22,679.10
John T. Milan, M.D.	22,666.92
Er-Phy Bolivar County Hospital	22,058.01
Reveo Discount Drugs #2667	20,188.89
John T. Gibson, D.D.S.	19,035.45
Willie B. Lucas, M.D.	18,558.85
Delta Health Center	18,427.83
L.S. Davidson, Jr., M.D.	15,114.06
Warren Inge, D.D.S.	12,834.10
Arthur W. Lindsey, Jr., M.D.	11,970.76
William A. Ekey, D.D.S.	11,676.10

CALHOUN

Calhoun County Nursing Home	925,463.79
Hillcrest Hospital	189,208.39
Community Hospital of Calhoun, Inc.	117,109.26
Chandler Drug Co.	53,663.62
Peoples Drug Store	48,619.41
Plunks Pharmacy	48,341.56
Logans Discount Drugs	35,383.81
Crockers Pharmacy	34,602.79
City Discount Drugs	30,749.90
G & S Pharmacy	30,089.19
Southern Discount Drugs	23,987.42
Guy Farmer, M.D.	18,832.34
Stepp Saver Pharmacy, Inc.	18,701.63
Orby L. Hamblin, M.D.	12,133.74
George L. Riley, M.D.	11,616.88
T. David Griggin, D.O.	11,389.03

CARROLL

Anderson's Pharmacy	72,612.99
Vaiden Drugs	44,142.76
Millard S. Costilow, M.D.	34,985.98

CHICKASAW

Floy Dyer Manor	492,633.91
Houston Community Hospital	430,441.81
Shearer-Richardson Nursing Home	317,233.34
Okolona Community Hospital	96,072.32
Pearson's Discount Drugs	87,255.69
Okolona Drug Company	77,234.27
Estes Walgreen Drugs	47,682.14
Foodway Family Pharmacy	45,535.59
Stewart-Harris, Inc.	32,765.57
Victor Horn, M.D.	28,499.93
Griffins Discount Pharmacy	28,333.54
Houlka Pharmacy	23,229.00
Griffin Discount Pharmacy	22,724.29
Edward K. Gore, M.D.	21,656.75
Houses Pharmacy	21,859.81
Charles L. Simpson, M.D.	20,341.52
Katherine McCullough, O.D.	17,893.20
Mary L. Pratt, M.D.	16,970.58
Charles Secreste, M.D.	14,698.69
Joseph H. Shoemaker, M.D.	14,098.91
Jerry Chris Oswalt, D.M.D.	13,404.65

CHOCTAW

Choctaw County Nursing Home	254,010.12
Choctaw County Hospital	229,503.90
Moore Drug Co.	67,311.96
Crowder Drug Store	43,911.88
John Shields, M.D.	42,466.52
Rester Discount Pharmacy	36,039.48
Hodges Pharmacy	35,830.32
Edward Pennington, M.D.	26,839.59

Prentiss M. Parsons, M.D.	19,514.28
William H. Okelly, M.D.	15,641.35
George Bounds, M.D.	10,034.02

CLAIBORNE

Claiborne County Hospital	268,477.35
Savrite Drugs-Pt. Gibson	144,592.47
McDaniel Pharmacy	88,964.47
David M. Headley, M.D.	83,686.95
Roy M. Barnes, M.D.	67,349.37
61 Pharmacy	35,424.75
Claiborne Co. Health RHC	14,903.00
E. G. Ellis, Jr., D.D.S.	14,074.55

CLARKE

Archusa Conva. Center	1,036,952.66
H.C. Watkins Memorial Hospital	290,076.52
Hammack Drug Company	96,629.06
Quitman Drugs	85,827.77
Crumbly Drug Store	40,998.90
Everitt Discount Drugs	34,886.14
Wheat Drug Co.	27,884.02
Walter D. Gunn, M.D.	20,488.05
A. Wayne Sullivan	20,132.16
Samuel Marcus Allen, M.D.	20,008.33
Donald G. Traxler, D.M.D., P.A.	19,939.79
Michael R. Oneal, M.D.	18,106.52
Kevin J. Koumjian, M.D.	17,925.71
Wayne O. Byrd, M.D.	16,039.25
James C. Graham, M.D.	14,122.04
Ivan Zamora, M.D.	11,577.53
Stonewall Discount	11,344.89

CLAY

Care Inn West Point	1,055,256.62
Clay County Medical Center	533,163.63
Rose Drug Co., Inc.	204,296.24
Robert T. Lott, M.D. Ltd.	61,560.29
Gibson Pharmacy	47,792.17
Harco Super Drug	42,582.48
Ronald Powell D.O., P.A.	37,067.60
Plaza Drug Company	31,321.89
William M. Billington, D.O.	26,403.74
H.D. Posey, D.D.S.	24,290.50
Champa Nagappa, M.D.	20,584.69
Edmund A. Miller, Jr., M.D.	17,639.85
McColum Drug Store	16,186.91
Joseph D. Yates, D.D.S.	15,166.20
Medical Center Pharmacy	13,400.85

COAHOMA

NW MS Regional Medical Center	2,446,719.51
Delta Manor Nursing Home	1,838,504.30
Greenbough Nursing Center	365,527.46
Haire Drug Center	322,785.24

James E. Warrington, M.D.	178,990.40
Medi Center Pharmacy	173,785.37
River Oaks Convalescent Center	159,473.35
R. Ted Roberts, D.D.S.	146,512.40
Bouldin Marley, M.D.	134,202.38
Henry A. McCrory, M.D.	132,116.76
Haggard Drug Store, Inc.	132,061.90
Economy Drugs	116,641.76
Charles M. Cesare, M.D.	116,270.75
Henderson Rexall Drugs	116,216.88
Glen L. Wegener, M.D.	110,353.33
Frank T. Marascalco, M.D.	99,205.28
Region 1 MHC-Comprehensive	88,079.90
Malcolm D. Bailey Jr., D.D.S.	77,283.10
Julius L. Levy, M.D.	77,162.29
Williams Rexall Drug	76,009.69
Super D Drugs #20	61,573.42
Kidney Care Inc. Rou. Clar.	51,898.97
Carole Mangrem, M.D.	45,454.95
Peggy J. Wells, M.D.	44,118.47
William B. Bobo, M.D.	38,524.65
W. F. Clark, M.D.	34,636.80
William F. Wilson, D.M.D.	32,964.15
Robert E. Long, D.D.S.	32,871.39
Otha Williams M.D.	32,503.62
Westgate Drugs, Inc.	31,235.26
William S. Pottard, M.D.	29,895.80
Van R. Burnham, Jr., M.D.	29,348.02
El Nachef Mohamed Waddah	29,068.11
Rodney W. Baine, M.D.	28,818.06
Tom S. Cooper, M.D.	26,597.02
Purvis Hill, M.D.	26,288.19
ER PHY NW MS Reg. Hosp.	25,166.99
Alvin M. Labens, O.D.	22,976.63
John William Sullivan, D.D.S.	22,562.65
William M. Barr, M.D.	22,040.50
Taylor Burke McGee Clinic	17,716.71
Jonestown Health Center-William	17,228.14
W. B. Johnson, Jr., M.D.	17,095.59
Sammy A. Hamway, M.D.	16,905.82
Freds Pharmacy	15,488.66
Home Care Med. System	14,886.58
Travis W. Yates, D.O.	14,378.97
Village Pharmacy	13,975.21
George C. Furr, M.D.	13,729.96
Timothy H. Lamb, D.O.	13,360.24
Grubbs Respiratory Service	12,781.64
Hugh H. Andrews, D.D.S.	12,432.27
Robert G. Traylor, O.D.	12,423.52
Jack Sartin, M.D.	11,936.62
Ralph J. Landry, D.D.S.	11,646.60
Reveco Discount Drugs #2655	11,134.27
Clarksdale Surgical Clinic	10,728.50
Joe A. Campbell, Jr., M.D.	10,339.11

COPIAH

Pine Crest	801,668.54
Hardy Wilson Memorial Hospital	369,998.11
Biggs Drug Store, Inc.	114,980.55
City Drug Store, Hazlehurst	90,685.20
Super D #123	86,405.12
Allred Pharmacy, Inc.	74,673.14
City Drugs, Crystal Springs	54,272.47
Mississippi Discount Drugs	50,883.77
Gammills Pharmacy	48,423.80
J. H. Long, M.D.	34,886.51
Fred McDonnell, M.D.	33,473.38
Robert Dale, Jr., M.D.	27,897.86
Economy Drug Co.	26,774.68
James R. Stingily, M.D.	26,713.19
Robert Windon III, D.D.S.	21,873.95
Jerry B. Gulleddge, M.D.	15,883.56
Richard Akin, D.M.D.	14,909.85
William M. Dabney, M.D.	14,260.12
L. D. Turner, M.D.	13,993.43
Randy Hankins	13,583.61
Bob Walker, M.D.	12,974.91

COVINGTON

Covington County Hospital	570,759.57
Covington County Nursing Center	566,507.21
C & C Drugs, Inc.	96,870.74
Clayton Drug Store, Inc.	90,787.00
Carrs Discount Drugs	89,835.40
Charles C. Tyler, M.D.	62,628.87
Weston Folse, M.D.	38,109.70
Powell Drug Store	32,749.17
Cranfords Drug Store	29,511.22
Joseph E. Johnston, M.D.	22,737.89
Word M. Johnston, M.D.	20,069.34
Harlan B. Rogers, D.D.S.	18,988.85
Whites Discount Drug	18,947.88
James C. Bishop D.D.S., P.A.	18,600.45

DeSOTO

Southaven Health Care Center	864,462.76
DeSoto Discount Drugs	106,141.46
Elliott W. Tucker, Jr., M.D.	61,109.26
Hernando Pharmacy	52,003.58
Funderburks Pharmacy	34,149.82
Hamilton Pharmacy	31,405.90
Robert B. Seymour, D.D.S.	29,277.15
Hoovers Drug Store	24,955.10
Wadsworth Clinic, P.A.	24,806.49
Henry M. Wadsworth, Jr., M.D.	24,764.72
Super D. Drug #46	22,132.05
Robert M. Cullen, M.D.	18,941.38
R. C. Shackelford, O.D.	16,283.85
David V. O'Brien, O.D.	12,042.49
Gregory Evans, D.D.S.	11,700.55

Southaven Rexall Drugs	11,461.99
Malcolm D. Baxter, Jr.	11,160.62
Osco Drug Inc. #2212	10,402.29

FORREST

Forrest County General Hospital	2,902,305.79
Conva Rest of Hattiesburg Northg.	1,959,238.98
Conva Rest Hattiesburg	1,239,246.98
Hattiesburg Conv. Center	957,783.74
Methodist Hospital.	531,834.04
Conva Rest of Petal	492,776.94
F. Puckett Thomas Lab	176,388.09
S MS Home Health Agency	161,131.85
Conva Rest Pharmacy	111,794.98
Region 12 MHC-Pinebelt	105,118.10
Marcus L. Hogan III, M.D.	92,635.06
Hattiesburg CL, P.A. RDU	88,497.84
Fairview Discount Pharmacy	81,169.61
Hub City Pharmacy, Inc.	77,351.74
Gibsons Pharmacy	61,757.84
Phillip W. Rogers, M.D.	58,103.10
Donald G. Townsend, M.D.	57,011.68
Gambles Drugs, Inc.	56,591.28
Hattiesburg Conv. Center-Pharmacy	50,448.51
H. Lamar Gillespie, M.D.	49,036.96
Charles E. Greer, D.D.S.	47,555.77
Hattiesburg Rad. Group	46,480.49
Medicheck Med. Screen Clinic	45,547.00
Hattiesburg Rad. Group-Kobs	44,648.59
Petal Drug Co.	43,903.55
ER PHY Forrest General Hospital	43,226.39
Kelly R. O'neal Jr., M.D.	43,099.34
Medi Sav Discount Drugs, Inc.	39,372.24
Love Drug Co., Inc.	38,582.26
K & B Drugs #293	37,820.37
Gibson Pharmacy #3	36,421.07
Lawrence J. Naylor, D.D.S.	36,102.60
Mullican Pharmacy	34,952.53
Cohen Drug Company	34,554.60
K & B Drugs #248	31,360.22
S MS Home Health Sub-Unit	29,909.97
Charles E. Guice, III, M.D.	26,443.94
Dorothy Gillespie, M.D.	26,337.90
Hattiesburg Rad Reikes	23,879.24
Terry Albert Lambert, D.D.S.	24,828.88
David M. Owen, M.D.	24,278.07
SW Drug Store	22,123.53
Home Health Agency Multico	20,313.85
Surg. Clinic of Hattiesburg PA.	19,989.67
S. Kimble Love, M.D.	19,476.13
Owl Drug Store	18,364.20
William A. Morrison, M.D.	18,179.62
Goffery B. Hartwig, M.D.	17,948.52
John H. James, M.D.	17,807.45

Minor L. Griffin, Jr., D.D.S.	17,728.30
John R. Jackson, Jr., M.D.	17,306.77
Frank E. Jones, M.D.	17,231.02
Optometric Clinic PA	16,796.86
Frank E. Dement III, M.D.	16,663.95
Hartiesburg Clinic Martin	15,931.68
Kate N. Asente, M.D.	15,599.06
William A. Whitehead, M.D.	14,946.34
Orthopedic Clinic, PA	14,818.22
Joel R. Flynn, M.D.	14,426.39
A. Jerald Jackson	14,408.19
Wilkins Health Services	13,345.25
Billie E. James M.D.	14,084.66
Ralph E. Abraham, M.D.	13,912.78
Gibson Pharmacy #2	13,868.57
Hartiesburg Rad. Group McCart	13,760.78
Grover W. Smith, D.D.S.	13,685.90
Medirents, Inc.	13,667.00
Douglas F. Thomas, M.D.	13,306.66
Huh City Pharmacy #2	13,172.93
HH Care of MS, Inc.	12,812.70
T. E. Ross III, M.D.	12,684.98
Mary Clark, M.D.	12,533.33
AAA Ambulance Service	12,346.74
Donald V. Conerly, M.D.	12,226.93
Forrest General Home Care	12,105.99
Ben M. Carmichael, M.D.	12,014.64
Ralph T. Wicker, M.D.	11,922.27
Burce M. McCarthy, M.D.	11,786.56
James E. Spence, M.D.	11,624.73
Charles E. Guice, M.D.	11,362.46
J. Michael Weaver, M.D.	11,285.41
Lynn B. McMahan, M.D.	11,279.21
Thomas S. Messer Jr., M.D.	11,222.97
Green Eye Clinic PA	10,909.61
J. Stephen Cockerham, D.D.S.	10,624.09
Kim A. Hardey, M.D.	10,538.85
Hartiesburg Rad. Group Steen	10,506.64
Nathan Shappley, M.D.	10,436.29
Marlin Gerald Lowmore, M.D.	10,349.23
K. Ramsay Oneal, M.D.	10,280.34
Randolph J. Ross, M.D.	10,206.97

FRANKLIN

Meadville Nursing Home	451,944.62
Franklin County Memorial Hospital	141,792.69
Peoples Drug Store	73,017.14
Kings Discount Pharmacy	35,687.93
Meadville Rexall Drugs	28,543.71
Save U More Drugs	21,309.85
Super Save Drugs	17,129.54
Edward J. Schmidt, M.D.	16,096.14
Patterson's Discount Pharmacy	15,873.36
Bode Clinic	15,790.12
W. B. Larkin Jr., M.D.	15,254.46

GEORGE

Glen Oakes Nursing Home	534,738.13
George County Hospital	238,761.93
Main Drug Co.	61,012.22
T/A Edward Discount Drugs	38,169.74
Jim's Discount Drugs	36,951.09
Hospital Rexall Pharmacy	27,120.75
Dayton E. Whites, M.D.	20,803.29
W. Scott Ash, D.D.S.	18,030.00
Raymond E. Tipton, Sr., M.D.	16,470.51
Thomas R. Shaw, M.D.	15,976.96
RX Cabinets	15,964.52
Community Medical Center	12,678.09
David James Conner, D.D.S.	11,627.25

GREENE

Melody Manor Conv. Center	535,536.97
Greene Co. Hospital ECF	214,285.16
Green Co. Hospital	80,934.40
Dietz & Huff Pharmacy	59,670.45
Hodges Pharmacy	47,103.88
State Line Drugs	30,576.46
Anse B. Howard, III, M.D.	15,899.13

GRENADA

Care Inn Grenada	1,111,445.52
Grenada County Hospital	1,057,083.21
Grandview Health Care Center	978,911.01
Marascalcus Save More Drugs	83,329.09
Bonnors Pharmacy	66,226.97
Chaney's Pharmacy	58,053.36
D. L. Harrison, Jr., M.D.	56,391.82
Kent Dyre Drug Co.	55,130.60
Dyre's Prescription Shop	51,390.56
McClure Drug Company	50,621.00
E. S. Richardson, D.D.S.	50,619.50
Mal S. Riddell, D.O.	50,532.95
Thomas E. Holden, M.D.	49,833.18
Beister Pharmacy	40,381.24
Gibson Pharmacy	37,249.06
James W. Fire, M.D.	36,417.79
D. Brian Venters, M.D., P.A.	30,999.24
R N Homecare Equipment Co.	30,523.69
Sidney W. Bondurant	29,296.95
Robert B. Townes, Jr., M.D.	26,627.81
John H. Coleman, D.M.D.	26,328.75
Poe's Medi-Save Pharmacy	18,391.74
Marascakco Drugs	17,324.83
William B. Hunt, M.D.	14,069.38
Gaines L. Cooke, M.D.	13,773.83
Guy R. Braswell, M.D.	13,371.33
J. N. Oherabeh, M.D., P.A.	12,659.94
George V. Smith, M.D.	12,070.25
M. C. Campbell, M.D.	10,982.27

HANCOCK

Hotel Reed Nursing Center	414,965.72
Hancock General Hospital	390,189.50
Vidanes E. Alcaen, M.D.	42,433.53
Eckerd Corp. #504	39,820.16
Wilcox Pharmacy	30,551.46
Big B Discount Drug #212	29,905.26
Fahey Drug Co.	24,578.77
Bertrand O. Sy, M.D.	20,777.36
Hal Jones, D.M.D.	18,247.30
Ward's Quality Drugs	14,700.35
Thomas B. Murphree, D.D.S., P.A.	11,989.85

HARRISON

Memorial Hospital	2,814,424.93
SMS Retardation Center	1,981,979.17
Biloxi Regional Med. Center IN	1,125,678.58
Miramar Lodge Nursing Home	1,039,875.29
Gulf Coast Community Hospital	989,030.10
Driftwood Nursing Center	483,225.03
Gulfport Conv. Center SNF	441,332.83
The Kare Centre	434,616.36
Garden Park Comm. Hospital	416,605.09
Dixie Whitehouse Nursing	386,893.81
Gulfport Conv. Center ICF	342,046.27
Dixie White Nursing Home	188,619.62
T-D Drugs, Inc.	156,807.04
French Drug Co., Inc.	129,727.52
Oak Place Pharmacy, Inc.	110,908.23
The Kare Center	101,776.16
Joseph R. Mitchell, M.D.	73,558.75
Medical Arts FHA, Inc.	61,846.26
Emi Yamashiro, M.D.	61,807.75
Sartin-Duran Drug Co.	60,409.73
Eckerd Drugs #2046	58,766.93
Economy Drugs	56,075.86
Henry R. Hillman, M.D.	49,592.47
William H. Murdock, Jr., DDS	45,742.25
Carney A. Brice, DDS	41,178.65
Sartin Discount Drugs, Inc.	37,440.70
Day Drug Company, Inc.	34,665.64
Broad Ave. Pharmacy	33,770.13
Fred H. Walker, M.D.	33,291.35
Roy L. Irons, D.D.S.	32,945.95
Graich Pharmacy Shoppe	30,336.52
Calvert Carraway Pharmacy	29,754.16
Kimbrough & Quant Drugs	29,678.80
Joseph L. Faison, M.D.	28,613.59
Eddies Drug Store	28,497.80
TNT Pharmacy	27,919.88
Felix H. Dunn, M.D.	27,659.32
Noel H. Johnson, M.D.	27,286.96
Edward H. Currie, M.D.	27,177.43
Quality Home Health Care	27,003.30
P. Lance Barnes, DO	26,364.63

William A. Smith, M.D.	24,685.70
Thomas Lehman, M.D.	24,557.58
A. Rhodes Perry Jr., M.D.	24,487.35
Amserv Ambulance	24,309.21
T D Pharmacy, Inc.	24,250.57
The Kare Center	23,859.66
Claude Henry Roberts, D.D.S.	22,644.70
David Byrne, M.D.	22,203.30
Richard C. Schmidt, M.D.	21,813.91
Turner Drugs	21,804.72
Ony C. Raines, III, M.D.	21,161.50
Robert J. Schmidt, M.D.	21,070.30
J. O. Tate, D.D.S.	20,778.10
Lyman Discount Drugs	20,166.95
Barbara Bolling, M.D.	19,872.20
Harris Taylor Drug Store	19,706.55
Jason V. Smith, M.D.	18,772.23
Douglas C. Lanier, M.D.	18,554.23
Covichs Pharmacy	18,453.87
Region 13 MHC - Gulf Coast	18,076.00
Mobile Medic Amb Serv. Inc.	16,824.90
Eddie Cook Drugs	16,636.00
Mullers Pharmacy, Inc.	16,040.15
John Douglas, M.D.	15,565.17
Cezard W. Segraves, D.D.S., P.A.	15,453.20
Beach Pharmacy, Inc.	14,616.37
Daniel O. Conwill, D.D.S.	14,579.75
K & B Drugs #211	14,563.51
Coastal Family Mitchell	14,515.51
David Reeves, M.D.	14,056.73
Crawford H. Cleveland, M.D.	13,991.09
Prescription Center	13,959.14
Frank G. Cruich, M.D.	13,950.22
K & B Drugs #292	13,898.02
Peter Andrew Norowski	13,626.75
Michael O. Bourgeois	13,267.62
Phillip Barnes-EPSDT	13,259.00
Douglas G. Cosentino, M.D.	12,918.92
Harriet A. Murphy, M.D.	12,756.59
Eckerd Drugs No. 548	12,574.07
SM&B Radiologist	12,566.99
Michael E. Moses, Jr., M.D.	12,357.52
John W. Coursey, M.D.	11,964.05
Pass Road Pharmacy	11,877.31
Audiology SP & Lan CT	11,429.00
Eckerd Drug #2158	11,427.00
Big B Discount Drugs #211	11,423.29
Paul Matherne, M.D.	11,409.77
D.A. Hopkins, M.D.	11,353.59
Professional HHS	11,184.03
William F. Pontius, M.D.	11,154.25
Edgar Dupremont, Jr., M.D.	11,057.22
Nancy A. Hasenfus, M.D.	10,758.30
K & B Drugs #207	10,620.60
Unicare Home Health	10,562.43
K & B Drugs #297	10,458.04

Dale M. Harpold, Jr., M.D.	10,353.56
Raymond E. Tipton, Jr., M.D.	10,075.07
Big B Discount Drug #209	10,057.05

HINDS

University Hospital	12,634,777.21
MS State Board Health	6,541,730.32
MS Baptist Med. Center	2,784,564.71
Hinds General Hospital	2,186,362.40
St. Dominic-Jackson	1,219,800.09
Manhattan Health Care Center	1,033,661.66
Clinton Country Manor	984,217.82
Care Inn-Clinton	894,247.09
MS Meth H & Rehab Center	616,175.93
Magnolia Nursing Home	561,625.01
Inglewood Manor, Inc.	426,475.08
Carters Guest Home	406,246.81
Community Nursing Home	355,490.83
Lakeland Nursing Center	280,479.37
Crawford Nursing Home	279,366.37
Cottage Grove Nursing Home	270,273.82
Pleasant Hill Health Center	247,875.11
Healthcare Supplies	232,056.56
Rush Pharmacy Jackson	223,726.00
Nuan Drug Store, Inc.	191,937.68
Harlan Discount Drugs	173,358.62
Foster Medical Jackson	148,599.43
Comper Nursing Home	146,369.63
Kidney Care RDU	145,310.08
Bethaven Nursing Home	133,123.05
Region 9 MHC - Jackson	129,929.99
Univ. OB/GYN Assoc-Rivlin	128,627.44
Super D Drugs #26	121,107.40
Univ. OB/GYN Assoc-Martin	117,382.00
Central Childrens Serv.	108,574.00
John D. Bower, M.D.	106,617.50
SW Drugs #20	104,318.86
Ms Children's Rehab Center	101,644.83
Univ. OB/GYN Assoc-Morrison	100,767.10
Haire Drug Center	90,862.61
Mr. Discount Drugs of S. Jax	88,307.73
UMC Path Assoc-Blumenthal	87,028.87
UMC Path Assoc-Oneal	86,055.00
Terry Discount Drug	84,727.99
Ken Mays Medicine Shoppe	83,789.32
Central Dialysis Unit	83,337.09
Humana Hospital Jackson	83,192.59
SW Drugs Co., Inc.	80,161.01
Howard Medi-Save Pharmacy	79,009.66
Univ. OB/GYN Assoc-Meeks	78,589.70
Univ. OB/GYN Assoc-Bates	77,053.60
Seshairi, Rajit, M.D.	76,104.15
T P Discount Drugs	73,408.28
Clara T. Jones, Screening Clinic	73,019.00
Kidney Care Inc. RDU	71,861.45
Guy Ford Rowland, D.D.S.	66,796.15

Univ. OB/GYN Assoc-McGehee	66,259.05
Jackson-Hinds Comp. Health Center	66,023.30
Univ. OB/GYN Assoc-Sampson	66,015.13
Richard Miller, M.D.	64,380.40
Maurice James, M.D.	61,994.21
Univ. OB/GYN Assoc-Cowan	61,100.20
Wesley Prater, M.D.	60,492.15
Univ. OB/GYN Assoc-Palmer	59,604.70
Raymond Drug Store	59,523.51
Stz Home HHA	59,479.50
Anderson Drug & Gift Center	59,211.21
Treasury Drugs 7831	59,135.97
R. Kirk Smithhart, O.D.	58,821.35
Doctors Hospital	56,614.02
Super D Drugs #28	53,890.02
Chen R. Graves, M.D.	53,280.15
SW Drug Co. Inc.	52,647.33
Childrens Medical Program	52,641.00
Serve U Home Health Agency	52,573.88
MS St. Dept. of Health-Pedia	52,516.05
UMC Rad Assoc-Russell	51,730.73
Univ. OB/GYN Assoc-Luens	50,382.80
UMC Emergency Physicians	48,998.85
Annyce Campbell, M.D.	47,244.98
Radiological Group PA	47,198.96
Super D Drugs #24	47,133.79
Ching J. Chen, M.D.	46,833.00
UMC Rad Assoc-Powers, M.D.	46,581.83
UMC Rad Assoc-Harrison, M.D.	46,325.81
Patricia F. Norman, M.D.	45,855.70
Thrifty Drug Store #1	44,849.66
Billy N. Watkins, M.D.	43,580.55
Andrew C. Taylor, D.M.D.	43,529.02
Malcolm P. Taylor, M.D.	43,498.97
UMC Rad Assoc.	42,113.75
UMC Rad Assoc-Flowers, M.D.	42,064.57
Morreco Drug	42,046.24
Comerz McFarland, M.D.	41,223.69
Univ. OB/GYN Assoc-Barnes, M.D.	40,957.90
Edwards Pharmacy	39,590.90
John W. Starr, Jr., D.D.S.	39,346.48
Gordon K. Niamatali, M.D.	38,246.57
Capitol Drug Company	37,862.97
Marjorie H. Hendrickson, M.D.	37,666.53
UMC Rad Assoc-Morano	37,626.31
Samuel B. Johnson, M.D.	35,849.32
Luther C. Fisher III, M.D.	35,724.56
Winsor V. Morrison, M.D.	35,375.48
MS Artificial Limb Co.	35,144.54
James D. Mitchell, M.D.	34,794.96
Ronald J. Kendig, M.D.	34,274.33
Univ. OB/GYN Assoc-Wiener, M.D.	34,057.50
George D. Lyon, M.D.	33,468.28
Howard Medi-Save Pharmacy	33,436.27
Robert Smith, M.D.	33,398.50
Leon W. Binns, M.D.	33,332.33

UMC Rad Assoc-Gray, M.D.	32,918.32	Metro Discount Drugs	18,683.96
Eckerd Drugs #597	32,736.09	Utica Drug Company	18,661.80
MS Discount Drugs	32,546.80	Howard H. Nichols, M.D.	18,643.75
Harvey C. Sanders, M.D.	31,997.44	Jefferson A. Fletcher, M.D.	18,559.00
Marquette Johnson Faulkner, M.D.	31,877.45	Jasmine R. Owen-Chapman, D.D.S.	18,550.10
Lakeland Radiologists PA	31,300.60	Michael L. Ard, M.D.	18,450.19
Bobby J. Heath, M.D.	30,775.40	Lee L. Cope, D.D.S., P.A.	18,408.20
Jackson Hinds Center	30,170.17	C. J. Moran, Jr., M.D.	18,280.02
Prescription Shoppe	29,368.85	Gastrointestinal Assoc. PA	18,188.76
Jackson Rad Assoc, PA	28,694.16	David L. Jones, D.D.S.	17,895.70
Kenneth C. Carter, M.D.	28,473.22	Sims Prosthetic-Ortho	17,920.54
Andrew D. Parent, M.D.	28,418.29	Warren E. Taltafarro, M.D.	17,892.71
Vinod K. Anand, M.D.	28,224.03	University Hospital Pharmacy	17,640.18
James A. Joransen, M.D.	28,193.61	David G. Watson, M.D.	17,458.30
Bradford Brent Drugs	27,882.08	Univ. Int Med Assoc	17,454.31
Carl H. Boykin, D.D.S.	27,183.10	Cook's Prosthetics	17,347.80
UMC Rad. Assoc-Cornors, M.D.	26,997.76	Waymond L. Rone, M.D.	17,294.60
UMC Rad. Assoc-B Patel, M.D.	26,572.52	Southern Prosthetics	17,292.77
Central Miss HHA	26,364.32	Ottis G. Ball, M.D.	17,038.62
Voice of Calvary Health Center	26,174.68	R. Arnold Smith, M.D., P.A.	17,014.35
William F. Hand, D.D.S.	25,994.00	Samuel Jones, M.D.	16,999.24
LeFleur OB/GYN Sutherland	25,769.10	Owen B. Evans, M.D.	16,987.65
E. L. Gieger, M.D.	25,602.86	Super D Drugs #33	16,943.14
C. E. Jones Jr., D.D.S.	24,934.25	Starkey L. Hudson, M.D.	16,789.20
Gloria G. Johnson, D.M.D.	24,912.00	John P. Mladineo, M.D.	16,702.49
Calvin L. Schuster, M.D.	24,600.76	Douglas Gorman, M.D.	16,658.30
Alan Freeland, M.D.	24,574.48	Clarence J. Kees, III, M.D.	16,567.06
Super D Drugs No. 101	24,253.80	Super D Drugs #51	16,445.75
Clinical Path Lab	24,036.05	Albert J. Singletary, D.M.D.	16,433.40
Jackson Medical Assn. PA	23,906.57	Richard C. Boronow, M.D.	16,414.74
Professional Amb. Serv.	23,892.77	Prescription Center-Jackson	16,365.59
Joes Super Discount Drugs	23,695.23	Phys Anes Group	16,293.28
UMC Rad. Assoc-Cranston, M.D.	23,443.65	John A. Patterson, D.D.S.	16,194.23
UMC Rad. Assoc-Gibson, M.D.	23,266.45	Philip G. Rhodes, M.D.	16,085.20
Air Ambulance UMC	22,930.25	Guy T. Vise, Jr., M.D.	16,069.75
UMC Rad. Assoc-Routh, M.D.	22,655.25	Houston Discount Drugs	16,028.63
UMC Anesthesia	22,244.27	Eckerd Discount Drugs #179	15,963.17
Harold Eugene Cook III, M.D.	21,834.05	James D. Hardy, M.D.	15,949.50
Super D Drugs #14	21,658.48	Robert R. Smith, M.D.	15,889.94
Charles R. McCollum Jr., M.D.	21,626.60	Rexco Discount Drugs #1531	15,880.57
Joseph Spencer Young, D.M.D.	20,916.10	Aaron Shirley, M.D.	15,795.05
Connie McCau, M.D.	20,304.37	Charles W. Emerson, M.D.	15,685.52
Jacks-Hinds Comm. Health-Utica	20,239.00	Herbert Myers, M.D.	15,609.43
Carson Linda Johnson, O.D.	20,033.89	Jackson Hinds CHC	15,583.46
Brents Drugs	20,065.25	M. Victoria Gerken, M.D.	15,542.11
James I. Epperson, M.D.	19,958.53	Charles Spurgeon Mangum, M.D.	15,421.28
Wilhelmina F. O'Reilly, D.D.S.	19,850.65	Jerome A. Cartoll, M.D.	15,144.36
Alexander Haick, M.D.	19,839.94	David Bruce, M.D.	15,113.07
Lakeland Surgical Clinic	19,785.37	William F. Lynch, M.D.	14,785.60
William Patrick Edgar, D.D.S.	19,785.10	Tom Louis, M.D.	14,643.21
UMC Rad Assoc-Hickman, M.D.	19,479.76	Prof. Health Care Serv. Inc.	14,526.39
UMC Rad Assoc-Patel R., M.D.	19,428.18	Ronald P. Krueger, M.D.	14,524.41
Charles O'Mara, M.D.	19,258.69	E. H. Finch, D.D.S.	14,521.60
Super D Drugs #138	19,172.38	Gene Baines, D.M.D.	14,517.75
Roger Vandergrind, M.D.	18,755.62	J. Bert Davis, M.D.	14,447.38
C. Frazier Landrum, M.D.	18,717.58	Elmo L. Walker, M.D.	14,205.27

Joe Norman, M.D.	14,186.45
Fred McMillan, M.D.	14,122.70
Mozireco Inst. Pharmacy Sales	14,099.13
Central Ortho Clinic P.A.	14,038.73
Claiborne County Dent. Project	13,879.90
William H. Rosenblatt, M.D.	13,813.69
Robert P. Russell, M.D.	13,807.48
A. B. Britton, III, M.D.	13,529.90
W. Michael Vise, M.D.	13,507.57
Delors E. Magee, Jr., M.D.	13,488.14
Abbey Medical Supply	13,360.67
Patrick H. Lohan, M.D.	13,223.13
Norman Underwood, D.D.S.	13,130.88
Super D Drugs 140	13,126.85
William J. Bell, M.D.	13,014.45
Eckerd Discount Drugs #177	12,795.55
Jackson Heart Clinic P.A.	12,557.34
James L. Hughes, Jr., M.D.	12,504.07
Maude H. Wright, M.D.	12,363.43
John M. Purvis, M.D.	12,270.30
Van Winkle H.H.A., Inc.	12,105.83
Obie M. McNair, M.D.	11,854.24
Anthony B. Petro, M.D.	11,811.42
UMC Oncol-Thippen, M.D.	11,619.40
W. L. Weems, M.D.	11,605.80
Treasury Drug Center 838	11,559.96
Frank E. Collette, Jr., D.D.S.	11,398.27
Irvin W. Henderson, Sr., D.D.S.	11,309.55
James B. Barlow, M.D.	11,297.85
Earnest L. Rankin, M.D.	11,170.03
Parkins Pharmacy	11,063.17
Dan Emory Smith, M.D.	11,028.01
C. E. Farmer, M.D.	10,986.55
O. Lee Doss, D.D.S.	10,942.95
Hiram A. Gatewood, Jr., D.M.D.	10,895.44
Thomas L. Wiley, M.D.	10,826.41
UMC Pl Surg. Wallace, M.D.	10,783.99
LeFleur OB-Gyn Assoc. P.A.	10,751.85
Maravillosa Alquerza, M.D.	10,749.31
Morris T. Reagan, M.D.	10,674.61
J. M. Montalvo, M.D.	10,662.95
Hinds Urology Clinic P.A.	10,624.62
Martin H. McMullan, M.D.	10,601.98
Eva Henderson, M.D.	10,596.83
UMC Rad. Assoc. Burkhalter, M.D.	10,580.18
James M. Packer, M.D.	10,520.34
Eckerd Discount Drugs #196	10,502.64
K & B Drugs #288	10,483.30
Albert B. Britton, Jr., M.D.	10,365.14
Urology Association of Jackson	10,308.95
Robert P. Henderson, M.D.	10,284.78
Tellis B. Ellis, III, M.D.	10,275.20
Hinds Cardiology Clinic P.A.	10,253.20
Abelardo S. Wee, Jr., M.D.	10,193.52
Clifton L. Hester, Jr., M.D.	10,186.04
Willie J. Hill, D.D.S.	10,174.40

Greg Bredemier, M.D.	10,137.51
Fred Rushton Jr., M.D.	10,129.06
Frazier E. Ward, M.D.	10,076.09
James D. Fly, M.D.	10,047.69
Eckerd Drugs #2266	10,005.02

HOLMES

Methodist Hospital of Mid MS	1,135,800.96
Henrich Drug Store	193,667.65
Peoples Drug Store	183,370.58
J. Rhett Presley, D.D.S.	156,066.20
District 2 Comm. Hospital	135,323.13
Hoare Drug Center	108,015.03
Howell & Heggie Drug	99,755.06
John G. Downer, M.D.	88,777.31
Pickens Pharmacy	65,931.86
Rebecca's Drug	62,906.02
Charles W. Campbell, M.D.	54,724.74
Homer Williams, M.D.	51,917.86
Arnold's Super Discount Drugs	47,206.21
Richard S. Kuebler, M.D.	46,720.54
Sidney A. Johnson, M.D.	45,280.04
Ferguson Drugs	42,201.44
Johnny B. Bills, M.D.	34,471.52
James J. Oosterhoudt, M.D.	34,033.82
James E. Nicholas, D.D.S.	23,997.45
Hugh L. Gowan, M.D.	20,550.12
Loy W. Nations, O.D.	12,054.84
District 2 Community Hospital-SNF	10,177.72

HUMPHREYS

Humphreys Co. Nursing Home	619,566.32
Humphreys County Hospital	316,655.39
Turner's Drug Store, Inc.	175,368.82
Stubbs Drug Store	144,397.14
Gortons Pharmacy	134,917.80
Longs Drug Store	81,527.84
Walter M. Gorton, M.D.	77,463.02
William Touchstone, M.D.	72,511.10
Robert D. Newton, D.M.D.	64,385.85
Clinic Pharmacy	63,263.51
Mid Delta Home Health, Inc.	61,742.01
Stubbs Drug Store	28,590.59
Samuel C. Sugg, M.D.	26,601.98
William Lelon Aton, M.D.	19,671.69
Toxey E. Hall, M.D.	18,262.71
James L. Houston, O.D.	10,959.34

ITAWAMBA

Daniel Nursing Home	1,132,380.70
Itawamba County Hospital	162,816.52
Prescription Center-Fulton	66,914.06
The Apothecary Shop	66,228.86
S & W Pharmacy, Inc.	42,033.96
Garry's Drugs	37,480.09

Fulton Drug Company	34,694.82
Mantachie Pharmacy	13,914.26
G. A. Tubb, M.D.	13,343.86
Billy T. Collum, M.D.	13,204.39

JACKSON

Singing River Hospital	2,518,344.77
Gulf Coast Nursing Home	806,249.50
Plaza Nursing Center	579,126.91
Ocean Springs Nursing Center	216,454.29
Ray A. St. Romain, M.D.	70,761.84
Joseph B. Witly, M.D.	69,724.90
Paul H. Moore, M.D.	69,345.92
J. Richardo Merlos, M.D.	46,195.14
Eckerd Pascagoula IN	41,756.16
Sav Rex Pharmacy	41,350.85
Medical Arts Pharmacy	41,335.04
Clifford A. Seyler, M.D.	39,080.38
George M. Henneberger, M.D.	36,577.35
James H. Halbrook, D.D.S.	34,803.80
K & B Drugs #245	32,150.53
Hurley Discount Drugs & Variety	30,319.93
Escatawpa Pharmacy	25,933.82
Lovelace Drug Store	25,621.78
Pas Point Discount Drugs	24,726.52
Reveco Drugs #4203	24,693.97
Reuben P. Morris, M.D.	24,147.28
Alan J. Clark, M.D.	23,145.97
Region 14 MHC-Singing River	20,852.50
Sav Sex Pharmacy	20,213.77
Jeffrey L. Sauls, M.D.	19,803.52
Pattersons Pharmacy	19,788.73
Cavers, Inc.	19,590.23
Gulf Coast Drugs	19,342.66
Medi Mart Pharmacy	18,714.69
Burnham Drug Co., Inc.	18,000.41
Esther G. Barry, M.D.	16,940.70
James B. Martin, M.D.	16,848.63
Julius A. Bosco, M.D.	16,209.01
VanCleave Drugs	15,551.30
Singing River Dialysis Center	13,443.13
Daniel J. Enger, M.D.	12,992.26
Eckerd's #528	12,940.30
John C. Lamey, Jr., D.D.S.	11,949.40
Ocean Springs Dialysis	11,879.30
Gulf Coast Nephrology	11,535.46
Julius A. Willis, D.M.D.	11,308.25
Alfred E. McNair, Jr., M.D.	11,063.28
Marion Tucker, M.D.	10,792.40
Pascagoula Drug Co.	10,334.66
Jays Discount Drug Center	10,051.55

JASPER

Jasper Health Care	537,175.75
Jasper General Hospital	203,162.15
Standard Drug Store	105,987.81

James's Discount Drugs	63,534.56
Bay Center Drugs	58,032.57
Barnett Pharmacy	41,907.63
Adron K. Lay, M.D.	38,464.11
Heidelberg Pharmacy, Inc.	36,449.49
William R. Eure, M.D.	32,102.02
Samuel M. Massey, D.D.S.	19,798.80
Jerald S. Hughes, M.D.	15,992.90
Hadley Hughes Clinic	14,730.47
Home Oxygen & Medical Equipment	13,997.38
Oscar J. Briseno, M.D.	12,059.36

JEFFERSON

Jefferson County Hospital	371,514.17
Sav-Rite Drugs of Fayette	142,337.61
Willie L. McArthur, M.D.	92,078.95
Marron Bankston, Inc.	87,185.45
Shanti Pandey, M.D.	76,185.51
James S. Mangum, D.D.S.	34,874.40
Jefferson Comp. Health Center Phar.	20,227.60
Medger Evers Comp HHA	16,337.89

JEFFERSON DAVIS

Jefferson Davis County ECF	473,107.10
Jefferson Davis County Hospital	258,329.75
Hudson Drugs	144,009.73
Palace Drug Store	83,523.30
Myron L. Arrington, M.D.	38,805.97
Bullocks Discount Pharmacy	35,460.90
David B. Cloyd, D.D.S.	28,936.25
Fred's Pharmacy	25,571.69
Dinesh Goel, M.D.	25,032.49
City Drug Store	23,742.28
Frank L. Leggett, M.D.	19,463.95
Bassfield Family Pharmacy	17,779.71
Randy S. Hathorn, D.M.D.	15,268.70
Ralph Fortenberry, M.D.	10,283.19

JONES

Pean Grove ICF MR	3,573,404.61
Clover Circle ICF MF	2,073,430.44
Lakeview Nursing Home	1,920,793.89
Jones County Comm. Hospital	1,226,865.67
Heartside Haven Nursing Home	997,562.86
Hillside SNF-ICF	882,027.43
Jones County Rest. Home	784,336.01
SMS State Hospital	397,225.26
Nucare Convalescent Center	366,871.36
Davison Rest Home	353,064.80
Therrell Drug Store, Inc.	81,950.90
Read Drugs	57,735.85
Blackledge Discount Drug, Inc.	57,035.66
Carter Wells Discount Drugs #1	50,668.69
Radiology Assoc. P.A.	49,400.66
Don's Drugs	48,649.63

Dikets Professional Drug	45,186.08
Johnston Drug Store	44,287.43
Hearthside Pharmacy	41,231.63
Wallace Rexall Drugs	40,573.93
13th Avenue Pharmacy	38,900.57
Laurel General Hospital	37,541.23
Thomas Pharmacy	35,370.15
Wells Discount Drugs	27,377.87
C. D. Bouchillon, III, M.D.	26,898.80
Eckerd Discount Drugs 150	25,317.29
R. H. Mehra, M.D.	25,251.01
Ellisville Municipal Hospital	23,220.74
B. R. Patel, M.D.	24,099.61
Ernest McCraw, M.D.	23,783.74
Thomas F. Leggett, Jr., D.D.S.	23,047.35
ER PITY Jones County Hospital	22,716.82
Rex W. Collins, M.D.	20,467.86
K & B Drugs #283	19,950.63
Williams Drugs	19,510.55
Henry W. DeWitt, Jr., M.D. P.A.	18,156.26
Sandersville Discount Drugs Inc.	17,931.92
Thomas D. Judd, M.D.	17,031.40
Carter Wells Discount Drugs #2	16,739.30
Alton F. Moss, M.D.	16,731.81
Jones County Medical Supply, Inc.	16,675.84
Laurel Bone and Joint Clinic	16,137.57
James U. Morrison, Jr., M.D.	15,880.00
Kent B. Leggett, M.D.	14,902.40
Super X Drugs-MS-2	14,721.44
Robert R. Applewhite, M.D.	14,713.91
Clyde R. Allen, M.D.	13,816.62
Scott F. Thames, D.M.D.	13,618.78
T. H. Blake, Jr., M.D.	13,202.61
C. G. Hull, III, M.D.	12,234.18
Cecil T. Williams, M.D.	12,202.32
James Chipman Waites, M.D.	11,876.23
Hugh W. Stoneill III, M.D.	11,083.35
Dougs Discount Drugs	10,877.10
Laurel Family Clinic	10,561.99
James A. Pittman, M.D.	10,461.36
John M. Wallace, M.D.	10,358.55
Rayford J. Harris, D.D.S.	10,134.45
Laurel Neighborhood Screen	10,044.00

KEMPER

Kemper Co. Nursing Home	488,518.63
Vandevender Drug Store	102,737.96
Kemper County Hospital	91,211.97
Adams Drug, Inc.	65,447.24
J. L. Smith, M.D.	17,178.26
Prentiss F. Keyes, M.D.	16,772.28

LAFAYETTE

Woodlane ICF MR	3,600,190.75
Gracelands, Inc.	1,000,920.66
N MS Retardation Center	848,359.40

Oxford Lafayette County Hospital	589,820.88
Golden Years Retirement	145,634.81
Region 2 MHC - Regional	84,478.02
Coleman's Health Care Pharmacy	59,386.54
Gathright Reed Drug Company	47,904.98
Chaney's Eastgate Pharmacy	40,519.22
Billy Joe Jordan, M.D.	38,894.86
Thomas S. Glasgow, M.D.	34,265.77
G & M Pharmacy	30,673.56
James W. Rayner, M.D.	29,078.87
Wayne T. Lamar, M.D.	28,805.09
N MS Retardation Cooper	28,424.92
Magnolia Health Service, Inc.	27,739.39
Mid Town Drugs	26,556.56
Leslie Drugs, Inc.	21,885.65
Covin M. Jordan, M.D.	17,205.50
W. Joseph Burnett, M.D.	13,549.56
Wallers Discount Drugs	12,497.66
Michael L. King, M.D.	11,763.03
Blaylocks Drug Store	10,391.32
Treasury Drug Center 7813	10,310.58

LAMAR

Adventist Health Center	835,199.49
Citizens Drug 2	111,681.30
John's Discount Drugs, Inc.	85,814.07
Hudson Rexall Drugs	51,678.07
Sunraff Drug Store	47,106.79
Daniel J. Stepp, M.D.	44,467.96
Lumberton Citizens Hospital	42,615.92
Lumberton Drugs, Ltd.	39,061.18
John's Discount Drugs, Inc. - Lumberton	31,038.81
Bob Henry Parker, D.D.S.	20,582.90
Thomas McFarland, M.D.	17,123.84
Warren B. Dale, Sr., M.D.	15,957.67
Richard D. Vincent, D.D.S.	13,872.95
Thomas L. Horton, M.D.	12,064.60
Angus M. McBryde, M.D.	10,860.15
William H. Vann, Jr., D.D.S.	10,483.15

LAUDERDALE

E Miss St. Hospital Nursing Home	2,022,928.29
Mary Hersee Hospital	803,890.25
Broadmoor Health Care Center	768,509.42
E. L. Riley Memorial Hospital	585,087.69
Ruch Foundation Hospital	564,049.84
Meridian Convalescent Home	547,608.15
Meridian Regional Hospital	540,870.14
Meridian Nursing Center	520,417.23
Jeff Anderson Memorial Hospital	450,810.67
Golden Sunset Guest Home	392,213.91
Queen City Nursing Center	376,619.19
Don Waldrons Discount Drug	231,894.31
Mr. Discount Drugs, Inc. #3	170,444.57
Tutor Drug, Inc.	134,950.69

Eugene Hunter, D.D.S.	120,776.00
Medical Path. Lab., Ltd.	80,408.69
Walter R. Holladay, M.D.	78,981.22
Rayner Drug Store	68,962.78
Kidney Care Meridian	62,976.58
Mr. Discount of Meridian #2 Inc.	59,020.03
Region 10 MHC-Weems	35,577.50
Roger Covington, D.D.S.	31,752.15
Mr. Discount Drugs of Collinsville	30,379.85
Charles A. Ray III, M.D.	29,284.50
Eckerds Drug Store #134	28,191.76
Dura-Quip Med. Equip. Inc.	27,142.04
Wendell H. Cook, M.D.	26,041.77
J. T. Callahan, M.D.	25,147.39
Howard Medi Save Pharmacy	24,147.40
Meridian Radiology Assoc. P.A.	22,949.05
A. Gary Boone, M.D.	22,686.05
Reginald P. White, M.D.	22,588.50
Meridian Orthopedic	20,972.21
Milton R. Raines, M.D.	20,800.30
Medical Arts Surgical Group	20,355.87
Dan H. Singley, Jr., D.M.D.	20,017.50
Anderson Pharmacy	19,988.34
Meridian Anes. Group	19,411.33
E. E. Robinson, Jr., M.D.	18,033.67
Lauderdale Co. Emerg. Amb. Serv.	17,743.82
Riley Hospital HH Services	17,097.49
Hospital Discount Drugs	17,038.96
Howard Medi Save Pharmacy	16,860.68
Frederick R. Hunt, M.D.	16,162.81
John C. Clay, M.D.	15,502.52
Internal Medicine Assoc.	14,955.80
William Dudley, Jr., M.D.	14,872.19
William F. Reid, M.D.	13,450.62
Eckerd Drugs #184	13,307.98
Thomas D. Crowson, M.D.	12,591.97
Robert M. Graham, M.D.	11,885.07
Thomas H. Greer, M.D.	10,954.53
Rush Medical Pharmacy	10,102.34

LAWRENCE

Lawrence County Nursing Center	552,167.82
Lawrence County Hospital	422,437.38
Hudson Pharmacy #1	152,486.07
Wellborn Save On Drugs	54,948.40
Dudleys Discount Drugs	43,752.16
Brantley B. Pace, M.D.	35,241.33
Lee's Drug Store	30,614.10
Richard G. Burris, M.D.	16,313.17
Earl T. Martin, M.D.	25,930.40
M & M Discount Pharmacy	24,134.47
Janet A. Cunningham, M.D.	15,986.62
John W. Waller, M.D.	11,747.01

LEAKE

Carthage Health Care Center, Inc.	824,919.00
-----------------------------------	------------

Leake County Ext. Care Unit	322,939.02
Thaggards Hospital, Inc.	242,585.39
Leake County Memorial Hospital	118,439.68
Hospital Discount Drugs	112,382.32
Carthage Discount Drug	104,486.68
Super Discount Drug Store	96,027.80
City Drug Store	87,335.36
Leake Drug Company	61,824.96
Wm. M. Myers, II, D.M.D.	40,297.75
David Moody, M.D.	39,360.42
A. L. Thaggard, Jr., M.D.	38,767.27
The Apothecary Shop	26,506.95
The Prescription Shop	26,439.68
Frank W. Bowen, M.D.	22,874.37
Randall Nance, M.D.	20,837.81
James R. Mayfield, M.D.	18,551.98
Thomas Gross II, D.M.D.	13,571.50

LEE

N MS Medical Center	2,701,266.96
Tupelo Manor Nursing Home	1,306,481.35
Lee Manor Nursing Home	872,400.74
Cedars Health Center	655,830.69
Cedars Health Center	249,999.82
NMS Dialysis Serv. Inc.	154,680.36
Medical Arts Pharmacy	95,996.41
T & S Pharmacy	70,993.08
Internal Medicine Assoc.	59,246.67
Super D #47	57,534.43
Surgery Clinic of Tupelo	56,711.52
Region 3 MHC-N W Mental Health	55,552.00
The Medicine Shoppe	50,222.67
Radiology of Tupelo, P.A.	49,469.10
Medical Center Drugs	47,605.91
McDuffie Drug Co.	41,420.77
E. Heights Pharmacy	40,761.13
Thomas Kincannon Elk Drugs	40,317.23
Thomas D. Woolbridge, M.D.	38,451.08
Community Discount Drugs	36,543.53
Tupelo Anesthesia Group	33,865.70
Jim Bain's Pharmacy	32,362.43
Super X Drug MS-3	31,699.03
Urology, P.A.	25,142.70
Baldwyn Satellite	29,263.76
Joe Bailey, M.D.	28,870.48
Kenneth J. Gaines, M.D.	28,228.28
Children's Dental-Warriner	26,860.63
Tupelo Ortho Clinic	26,310.49
John M. Blakey, M.D.	25,468.54
Edmondsons Drug Store	24,626.16
Total Home Care of MS, Inc.	24,590.27
Chester K. White, M.D.	22,358.95
Gilberts NMS Home Health	21,148.19
Glenn H. Bennett, M.D.	21,114.40
Johns Pharmacy	20,940.03
Nelsons Discount Drugs	19,733.49

Thurmond Beasley, D.D.S.	19,630.44
Roland P. Guest, M.D.	19,138.72
Douglas E. Clark, M.D.	18,836.66
C. J. Sanders, M.D.	17,536.30
John W. Cox, M.D.	17,402.61
Norris Crump, M.D.	17,159.53
Thomas T. McDonald, M.D.	16,817.27
H. K. Hudson, M.D.	16,736.35
James T. Trapp, M.D.	16,232.18
S. Jay McDuffie, M.D.	16,063.54
Martin I. Herman, M.D.	16,024.22
David H. Moore, Jr., M.D.	15,462.87
Marshall Edmondson, M.D.	15,268.07
Daniel L. Brasfield, M.D.	14,477.00
R. A. Graham, M.D.	14,050.79
James H. Neely, M.D.	13,513.36
John Sanders, M.D.	13,300.36
Johanne W. Williamson, M.D.	13,191.32
L. Leighton Pettis, Jr., M.D.	12,874.29
Surgery Assoc. P.A.	12,844.57
NMS Vascular Center P.A.	12,836.52
Robert A. Kennedy, M.D.	12,228.06
Perry K. Thomas Jr., M.D.	12,133.33
Vernon Chase, M.D.	11,794.46
Jack H. Kahlstorf, M.D.	11,530.78
NMS Hem & Oncol Assoc	11,403.21
Joseph J. Chappell, Jr., M.D.	11,327.90
Walter L. Bourland, M.D.	10,591.20
Jimmy L. Hamilton, M.D.	10,398.13
Swan B. Burrus, M.D.	10,263.10

LeFLORE

Greenwood LeFlore Hospital	2,087,578.88
Golden Age Nursing Home-SNF	1,202,033.72
Pemberton Manor	1,178,196.62
Care Inn - Greenwood	987,260.44
Chaney's Pharmacy	305,004.38
Crick Med. Clinic Pharmacy	177,050.83
Brett Persons, M.D.	168,358.63
Fred's Pharmacy	143,887.10
S. R. Evans, Jr., M.D.	141,994.71
E M S Clinic RHC	140,861.07
Edwin M. Meek, Jr., M.D.	121,440.62
Region 6 MHC - Mental Retard.	109,713.78
Milton T. Person, Jr., M.D.	101,611.93
Kidney Care Inc - Greenwood	96,384.64
Durham's Drug Store	90,828.84
Gene E. Crick, M.D.	81,431.82
Crosstown Pharmacy	76,192.34
Bisrett Hodges Drugs, Inc.	73,581.06
Economy Drugs	70,321.71
Clyde Smith, M.D.	66,383.82
Eckerd Discount Drug	59,683.04
Frederick J. Bradshaw, M.D.	59,531.55
Medical Center Pharmacy	56,234.71
Eastgate Pharmacy	53,261.52

John Hey, M.D.	48,851.13
STA Home HHA - Grenada	44,376.82
Debbie Gregory, D.M.D.	43,534.00
Raymond W. Browning, M.D.	37,796.12
William B. Jones, M.D.	37,630.00
Donald Pierce	34,333.10
Michael T. Boier	34,064.10
John Alford, D.D.S.	34,029.03
Solomon Holman, M.D.	33,533.51
Michael W. Coleman, M.D.	32,224.34
Paul Kusko, M.D.	32,219.69
Carl P. Berner, M.D.	28,114.40
Michael H. Carter, Jr., M.D.	26,893.89
Eugene F. Webb, M.D.	25,211.87
A. R. White, Jr., M.D.	24,564.02
Fred M. Sandifer III, M.D.	23,180.99
S. H. Jeff Lambdin, M.D.	23,159.69
W. M. Hicks, M.D.	22,278.11
Bowles Pharmacy, Inc.	22,009.55
Greenwood Rad. Group P.A.	21,696.25
J. F. Lucas, Jr., M.D.	21,521.83
Tallazon Amb. Serv.	18,334.40
Walter C. Moser, Jr., M.D.	18,231.98
George J. Nassar, M.D.	15,630.31
John A. Smith, Jr., D.D.S.	12,860.46
Kenneth L. Hites, M.D.	12,527.38
Charles M. Shields, D.D.S.	12,091.10
James S. Rothbins, M.D.	11,582.30
James R. Hardin, M.D.	10,402.11

LINCOLN

Res-Care, Inc.	2,059,954.16
Country Brook Living Center	1,135,671.42
King's Daughters Hospital	543,600.96
Brook Manor Nursing Center	432,478.29
Haven Hall Nursing Center	410,997.14
Silver Cross Nursing Home	237,086.81
Baile Drug Center	83,049.13
Super D Drugs #31	76,969.14
Brandi Larue Baker, D.D.S.	68,729.05
Cartwheel Lodge Drug Room	49,131.52
Brookhaven Drugs	39,895.32
Robert Watts Pharmacy	36,936.81
Case's Pharmacy	36,274.42
Vernon W. Doster, M.D.	31,698.91
Caleb W. Herndon, M.D.	27,677.53
Jim C. Barnett, Jr., M.D.	26,165.29
David R. Hubbs, M.D. P.A.	26,003.29
Rogers Discount Drugs-Brookhaven	24,270.15
Bakers Pharmacy	21,964.14
Sav-on Drugs	19,454.48
J. J. Breeland, M.D.	16,415.17
Associated Rad. P.A.	16,062.60
Joseph C. Hillman, M.D.	15,870.42
Brookhaven Optical Disp.	14,510.33
Edwin Beri Bradford, M.D.	13,809.29

David N. Carner, M.D.	13,562.07
Silver Cross Home	13,115.09
Medi-Care Pharmacy	13,088.66
Best Buy Drugs	12,515.07
Prentiss L. Smith, M.D.	12,123.00
Louie F. Wilkins, Jr., M.D.	11,851.71
K & B Drugs #285	11,530.31
David Hill Strong M.D.P.A.	11,254.84
Albert L. Lott, M.D.	11,214.66
Dan T. Keel, Jr., M.D.	10,675.95

LOWNDES

Golden Triangle Reg. Med. Ct.	1,468,134.85
Aurora Australia Lodge	739,254.67
Magnolia Manor Nursing Home	464,947.19
Columbus Hospital	281,203.19
Frederick J. Hunter, M.D.	199,313.67
Southern Drugs	114,844.38
Columbus Family Health Center P.A.	83,636.16
Columbus Path. Lab. Ltd.	82,222.60
Medical Arts Pharmacy	64,154.06
Kidney Care Inc. RDU COL	55,060.15
Super X Drug MS-1	52,559.37
Radiology Clinic	51,087.61
Jo Newall Robinson, M.D.	45,082.17
R. Franklin Colom, D.D.S.	43,561.82
Reeces Drug Store	41,349.09
Alford Drug Co.	38,390.33
Sheltons Pharmacy	35,267.29
John Robinson, D.D.S.	35,065.89
M.L.S. Gaines, M.D.	29,376.30
B. L. Sullivan, M.D.	25,118.10
William R. Ford, M.D.	24,142.06
Gilbert O. Spencer, Jr., M.D.	23,761.66
Jacob Skiwski M.D.	22,086.33
Charles B. Dahlke, M.D.	21,700.85
Gibsons Pharmacy	21,116.34
Richard L. George M.D.	20,284.39
J. M. Griffith, M.D.	20,262.65
Williams Drug No. 1	19,336.81
K & B Drugs #294	19,055.68
Internal Med - Columbus	19,014.25
Alexanders HHA Inc.	18,559.61
Glenn B. Richardson, M.D.	16,575.08
Laws Drug Store	16,056.30
Albert H. Laws, M.D.	15,680.13
Harco Super Drug #233	15,360.05
James H. Sams, M.D.	14,902.34
Revco Discount Drugs #2676	13,456.71
Joseph Boggess, M.D.	12,844.92
Roberts Apothecary	12,664.81
Gerry Jeffcoat, M.D.	10,643.73

MADISON

Canton Manor	1,729,952.37
Madison County Hospital	548,453.26

Madison General NSG-SNFI	500,312.48
Willard F. Bond Home	287,350.11
Canton Discount Drugs	188,946.92
Mississippi Discount Drug	141,608.79
Allen's Drug Store	124,328.77
Guy's Drug Store	107,530.49
E. G. Spivey, Jr., D.D.S.	82,028.30
Flora Discount Drugs	70,948.98
Hudson's Pharmacy	52,567.37
Charles H. Williams, M.D.	44,707.24
Jacobs Drugs	38,082.75
Clyde Ray McLaurin	29,842.47
George D. Allard, M.D.	28,095.14
Noble Drug Company	26,277.84
Moshys Drug Store	25,676.02
Joe W. Terry, M.D.	25,615.40
A. Alexandrou, M.D.	25,107.76
Terrel O. Bailey, M.D.	24,240.43
Terry Moody, D.M.D.	23,658.70
Ridgeland Discount Drugs	22,378.45
Madison-Yazoo Leake Health	22,227.00
William Truley, M.D.	21,714.52
Alfred Fletcher	19,666.74
Debra J. Gabriel, M.D.	18,184.25
Louis J. Saddler, M.D.	15,772.63
W. Boyce Craig, O.D.	14,831.23
Michael J. Harkness, M.D.	13,522.49
Allan P. Durfey, Jr., M.D.	13,152.27
Mitchell B. Wells, D.D.S.	12,113.07
Indira K. Veerisetty, M.D.	11,798.96

MARION

Floodrian Manor Nursing Home	883,729.16
Marion County General Hospital	548,596.50
The Myrtles	293,829.11
Cedars Conv. Center ICF	265,705.41
Save On Drugs of Col	93,481.42
Cook & Fortenberry	81,077.76
Discount Drugs	74,837.53
Columbia Discount Drugs, Inc.	63,947.12
Taylor's Pharmacy	59,562.40
Shepard's Pharmacy	52,088.84
Family Clinic	45,117.70
Harris Drug Co./The	40,004.48
Myrtles (The)	34,152.18
Eckerd Drugs #594	29,705.76
Walker Brothers Druggist	21,534.91
Frank S. Hill Jr., P.A., M.D.	20,522.01
Jerry Q. Gilder, D.D.S.	17,349.65
D. W. Sturdivant, D.D.S.	17,090.80
Richard Dennis Celetano	16,312.03
Dick Thomas M.D.	14,195.32
Revco Discount Drugs #2691	13,990.90
Robert Herrington, M.D.	11,542.91
Oscar A. Smith, O.D.	10,683.76

MARSHALL

Care Inn Holly Springs	972,155.47
Marshall County Hospital	418,111.43
Tyson Drug Co.	176,956.31
Seale Drug Company, Inc.	173,212.04
Freeman's Pharmacy	87,723.17
Byhalia Drug Company	60,586.85
Marshall County Doctors Clinic	57,647.55
Hentley John Jones, D.D.S.	47,547.35
Robinsons Drug Store	44,735.11
Olufemi Okunoren	34,808.70
Benjamin L. Hammack, M.D.	32,589.23
Brooks V. Monaghan, M.D.	29,855.86
Robert Tate	27,192.18
Joseph A. Hale, D.D.S.	26,251.77
NEMHC Inc.-Okerblom	22,219.88
J. T. Jones, O.D.	12,747.71
Marion V. Green, M.D.	12,723.83
W. H. Booth, M.D.	10,246.39

MONROE

Hillcrest Manor, Inc.	1,077,568.33
Amory Manor Nursing Home	1,142,941.84
Gilmore Memorial Hospital	659,935.45
Aberdeen Monroe County Hospital	327,246.65
McDuffie Pharmacy	98,171.16
Sav-On-Drugs	90,487.00
Hudson Drugs, Inc.	72,575.13
Harco Drug, Inc. #225	64,885.55
Senters Drug Inc.	56,218.45
Hall Pharmacy	41,819.76
Peoples Drug Co.	41,034.79
Fred's Pharmacy	32,840.75
William T. Oakes, M.D.	30,343.79
Ganesh N. Kini, M.D.	29,449.45
John N. Turnage, M.D.	28,059.47
Harco Super Drug	27,564.43
Robert E. Coghlan, M.D.	26,883.54
Hamilton Pharmacy	23,811.71
Tom Elmore, M.D.	22,055.65
L. F. Pinkley, Jr.	19,423.07
Roland Allen Medley, D.M.D.	19,405.17
John D. Seay, M.D.	16,671.35
Meivin R. Holman, M.D.	15,220.52
Kamlesh Nayak, M.D.	15,017.98
Charles A. Sisson, Jr., M.D.	14,217.16
James F. McVaugh, D.M.D.	14,264.65
Lee R. Murphree, M.D.	12,965.57
Phillia E. Mason, M.D.	12,176.05
Smithville Drug Co.	10,981.72
Roger Wright, D.M.D.	10,583.05

MONTGOMERY

Winona Manor	875,018.33
Tyler Holmes Hospital	464,015.11

Kilmichael Drug Store	116,509.13
Kilmichael Hospital	107,250.04
Super G Drugs	93,978.50
Plaza Drug Store	87,349.47
Moormans Drug Store	75,298.09
Wm. A. Middleton, M.D.	75,228.42
L. C. Henson, M.D.	46,010.78
David L. Meadows, M.D.	42,751.43
Bozone's Pharmacy	41,295.62
Rebecca Hodges, M.D.	13,082.36

NESHOPA

Neshoba County Nursing Home-DP	739,132.11
Neshoba County General Hospital	500,475.46
Brown's Discount Drugs	81,661.49
Hanill Drug Store	78,267.12
Choctaw Health Center	75,917.00
Adkins Pharmacy	46,585.16
Gilly Gene Molpus, D.D.S.	44,633.80
Chandrashe Khar V. Joshi, M.D.	36,863.75
Stribling Drug Store	36,652.54
Thompson Drug Store	35,857.80
Kidney Care, Inc.-Philadelphia	33,178.62
Keas Hospital Pharmacy	31,542.19
William A. Davis, M.D.	26,789.63
Hospital Discount Drugs	25,930.03
John C. Mutziger, D.O.	21,516.72
Robert L. Moore, Jr., M.D.	19,583.54
Venkata S. Ganti, M.D.	18,764.95
Rudolph A. Posey, Jr.	10,704.35
C. N. Cannon, M.D.	10,511.14

NEWTON

Coava Rest of Newton	957,971.72
Hilltop Manor, Ltd.	475,526.82
Laird Hospital, Inc.	347,009.29
Rush Hospital	170,702.29
McBeath Drug Store	59,964.02
Moore's Pharmacy	56,268.25
Williams Drugs	45,590.38
Wheeler Drug Store	38,307.60
Upton Drugs	34,561.84
Brown's Discount Drugs #2	27,841.60
Austin P. Boggan, M.D.	25,436.60
Super Discount Drug Center	25,097.52
Alexander's Pharmacy, Inc.	22,101.87
John G. Alexander, M.D.	19,046.39
James A. Hassell, M.D.	17,533.09
Billy R. Shows, M.D.	16,850.51
Mr. Discount Drug #5 of HIC	13,493.46
Russell E. Belenchia	13,070.73
Charles Crenshaw III, M.D.	10,644.82

NOXUBEE

Noxubee General Hospital	444,115.62
City Drug Store	153,520.85

Larry Morris, M.D.	119,693.26
B & O Pharmacy	115,136.80
Patrick H. Gill, M.D.	99,435.94
Brooksville Pharmacy	99,151.82
Glen Fugh, M.D.	80,420.24
Dudley E. Dickerson, D.D.S.	74,485.00
Marjorie N. Williams	54,522.65
James C. Ratchiff, M.D.	53,755.92

OKTIBBEHA

Rolling Hills	1,788,848.74
Oktibbeha County Hospital	1,177,289.61
Starkville Manor	814,667.34
G. Leroy Howell, M.D., Ltd.	173,066.05
Booth Pharmacy	85,764.28
Wier Drug Co.	79,590.42
Starkville Discount Drug	59,824.77
Southdale Drugs	59,370.86
Fieldco Discount Drugs	57,306.88
Thomas Pearson, M.D.	52,775.84
Kermit D. Laird, M.D.	49,627.39
Wise Drug Store	46,320.84
Rodney W. Waldrop, D.D.S.	45,972.30
Douglas L. Conner, M.D.	45,815.72
Will Locke, M.D.	40,983.55
Region 17 MHC-Community	37,622.00
Medical Center Pharmacy	33,830.21
Harrison C. Walker, D.D.S.	26,668.99
David B. Wheat, M.D.	19,916.91
Harco Drug, Inc. #227	19,788.72
Thomas S. Parvin, M.D.	17,341.42
Reveo Discount Drugs #2638	17,172.73
Leonard H. Brandon, Jr., M.D.	16,874.87
John J. Hollister, M.D.	16,154.53
Dempsey C. Strange, M.D.	16,151.38
Joe R. Bungardner, M.D.	16,052.46
Walter D. Diaz, D.D.S.	15,355.57
Barbara Fleetwood, M.D.	14,674.25
Michael Howe, M.D.	13,886.15
Martin M. Pomphrey, M.D.	12,092.71
George G. Walker, M.D.	11,821.34
Thomas H. Price, M.D.	10,740.64

PANOLA

Batesville Manor Nursing Home	760,339.18
N. Panola Hospital	554,494.86
S. Panola Comm. Hospital	476,598.18
N. Panola Reg. Hospital-SNF	434,134.48
Sullivans Drug Store	95,114.53
Saverex Drugs	92,038.13
Michael E. Shaheen, M.D.	84,237.98
City Drug Store	80,487.35
Haltom Drug Co.	73,953.17
William C. Haire, D.O.	63,499.52
Mettesave Discount Drugs	57,103.74

Mettetal Pharmacy	53,089.02
Hilton M. Fairchild, M.D.	52,006.87
Robert L. Gray, M.D.	46,290.13
Purnima R. Purohit, M.D.	45,854.13
Sheldon Wieder, M.D.	43,119.58
Bailey Walgreen Agency	43,108.50
Fred's	41,552.86
William A. Spencer, M.D., P.A.	39,488.50
Henry D. Stone, M.D.	39,228.15
R. C. Purohit, M.D.	34,633.84
City Drug Store, Inc.	31,295.74
Crenshaw Pharmacy	28,128.07
Idah M. Cannon, M.D.	24,454.78
Joy Discount Pharmacy	23,416.70
Andy Garrott, D.M.D.	20,104.32
George L. Barker, M.D.	17,961.86
Kanwall Maniktahla, M.D.	17,732.29
Parkview Pharmacy	15,306.53
Larry W. Herring, D.D.S.	14,583.36
Ben J. Moore, M.D.	14,452.72
J. M. Smoot, M.D.	14,348.60
David A. Ball, M.D.	13,534.70
Usha Mehta, M.D.	13,356.81
E. A. Steward, M.D.	13,120.19
David E. Pruitt, D.D.S.	13,108.55
Lowell G. Evans, Jr., D.D.S.	11,866.50
George C. Carlson, M.D.	10,855.46

PEARL RIVER

Crosby Memorial Hospital	1,110,983.26
Picayune Conv. Home	797,459.97
Pearl River County NH-SNF	287,445.35
Pearl River County Hospital	243,418.06
Picayune Drug Co.	98,854.14
Pearl River Drug Co.	82,150.78
Medical Arts Pharmacy	76,120.95
Leo E. Gibson, M.D.	73,928.36
C. J. Blackburn, M.D.	47,357.07
Thomas McRaney, M.D.	41,335.75
Walker Pharmacy	38,375.85
Westside Pharmacy	37,316.47
Boone's Pharmacy	36,729.21
Eckerd Drugs #532	36,726.80
Medical Center Pharmacy	35,951.15
Gibson Pharmacy, Inc.	30,638.20
Donald R. Berry, M.D.	28,402.57
City Drug Store	24,017.44
Franklin R. Hayden, M.D.	22,214.32
James M. Riser, M.D.	22,188.07
K & B Drugs #282	19,578.63
Hal Schrock, D.D.S.	19,213.85
Marc Chetta, M.D.	19,078.07
Ashraf Tabatabali, M.D.	17,976.25
Duncan F. Matheson III, D.D.S.	17,510.33
Don C. Rudeen, M.D.	17,174.02
Lakshmi P. Nandiwanda, M.D.	15,406.27

Pearl River Dialysis Center	14,980.95
Christopher V. Matthews, M.D.	13,933.04
T. G. Hollis, O.D.	13,649.89
Willie F. Stringer, M.D.	12,842.38
Dewitt L. Bolton	10,988.04

PERRY

Perry County General Hospital	189,141.71
Beaumont Drugs	75,845.45
Whites Discount Drugs	74,865.77
Stricklands Pharmacy	72,898.58
Edwin H. Cole, M.D.	39,791.24
Harmon A. Foster, M.D.	36,627.58
William E. Moak, M.D.	25,655.54
John M. Beaman, M.D.	22,162.85
John C. Gillis, D.D.S.	11,588.35

PIKE

SW MS Medical Center	1,762,292.76
SW Extended Care Center	872,501.56
McComb Extended Care	795,107.28
Bencham Memorial Hospital	147,479.42
Gillis Drug Store	124,091.41
Corner Drug Store	106,026.94
Thrift Drugs	93,441.90
Region II MHC-Southwest	76,482.70
Edsel F. Stewart, M.D.	66,582.08
Fly's Drug Store	62,992.88
Sav on Drugs Inc #2	62,937.47
Henry J. Sanders, M.D.	59,096.60
SW Pharmacies, Inc.	50,677.50
Medical Center Pharmacy	48,588.36
Maria Gonzalez, M.D.	41,575.38
King's Discount Drugs	33,159.24
East McComb Discount Drug	31,321.72
Alva Dillon Jr., M.D.	31,153.09
Magnolia Discount Drugs	30,914.91
Gene Parker, D.D.S.	30,202.30
Wendall B. Holmes, M.D.	28,076.70
Tom Carey, M.D.	27,503.01
George H. Leggett, D.D.S.	27,459.50
B. L. Crawford, III, M.D.	25,786.50
Eckerd #592	25,477.47
Ledon Langston, M.D.	24,051.49
Dean R. Durley, M.D.	23,370.74
K & B Drugs #247	23,006.24
Shelby Smith, M.D.	22,687.60
Will Austin, M.D.	21,844.44
E. J. Price, Jr., M.D.	20,618.84
William H. Meyer, M.D.	19,705.31
Patrick E. Tarpy, M.D.	19,534.79
C. Foster Lowe, M.D.	19,371.23
R. Dale Davison, M.D.	18,437.30
John W. Boyd, M.D.	17,850.41
Terry E. Westbrook, M.D.	17,445.26

William G. Gillies, M.D.	16,985.40
Victor L. Walsh, D.D.S.	16,729.65
James C. Boothe, M.D.	16,560.55
Henry L. Lewis III, M.D.	16,430.48
Julian T. James Jr., M.D.	15,495.26
Harry C. Frye, M.D.	14,931.82
Benjamin Simo, M.D.	14,729.40
Benton E. Hewitt, M.D.	13,013.36
Donald E. Price, D.D.S.	12,879.95
Van R. Simmons, D.M.D.	12,822.50
Sidney O. Ross, Jr., M.D.	11,520.03
SW Rad Assoc. Ltd.	11,217.64
Burrow Path Lab.	10,963.04
James W. Pressler, M.D.	10,332.64

PONTOTOC

Graceland's of Pontotoc	446,512.71
Pontotoc Comm. Hospital DP/ECF	293,646.05
Sunshine Rest Home	229,619.14
Pontotoc Comm. Hospital	200,757.97
Montgomery Drug Company	90,513.52
James R. Medlin, M.D.	82,131.53
Ramsey & Young Pharmacy	64,551.05
James R. Medlin, M.D.	40,301.59
Whitworth-Ashmore Drug	33,957.15
James W. Speck-Disp. Phys.	29,475.06
Foodway, Inc.	29,224.62
Furr Drug Company	29,199.40
Pontotoc Pharmacy	27,649.46
James R. Hubbard, Jr., M.D.	17,200.91
James W. Speck, M.D.	14,117.94
John M. Patterson, M.D.	11,929.24

PRENTISS

Aletha Lodge Nursing Home, Inc.	604,812.39
Baptist Memorial Hospital	490,390.73
Oakview Rest Home	225,709.04
Blythe Cox Drug Co.	108,001.68
Davison Discount Pharmacy	59,110.76
Houston Drug Store	59,032.65
Tom's Drug Store	59,016.09
Booneville Drugs	44,331.21
Hills Discount Drug	41,530.81
Smith Drug Co.	39,397.63
Baldwyn Discount Drug, Inc.	35,993.24
Jose Madara Jr., M.D. P.A.	30,887.19
David G. Chase, M.D.	22,099.02
Ken Goodwin, D.M.D.	14,062.65
Joseph L. Hurst, M.D.	11,535.56
Floyd Drug Co., Inc.	11,352.63
Jeff Scott Johnson, D.M.D.	11,287.60
Dwight A. Johnson, M.D.	10,849.09
Paul C. Ellzey, M.D.	10,717.26

QUITMAN

Quitman County Hospital	689,276.15
Quitman Co. Nursing Home	527,838.81
Quitman Drug Co.	171,263.26
Richard E. Waller, M.D.	168,346.86
Stones Drug Store	132,257.99
Salvador Petilos, M.D.	86,093.24
James O. Goldman, D.D.S.	82,753.25
City Drug Store	76,205.76
Don's Pharmacy, Inc.	51,017.52
Sledge Drug Store	50,644.99
Marilyn Aiello, M.D.	47,804.26
Quitman Co. Amb. Serv.	38,182.23
Goly R. Henry, Jr., D.D.S.	36,363.70
Jose L. Roman	30,091.50
Marshall R. Lynch, M.D.	19,114.37

RANKIN

Hudspeth Center	5,585,354.77
Adams Inn-DF of Jaquith SN	1,910,506.35
Crossgate Manor INC	1,893,797.36
Jaquith Skilled Nursing Home	1,082,546.78
Rosewood Skilled Nursing Home	674,260.46
Briar Hill Rest Home	346,446.02
Rankin General Hospital	288,964.23
Azalea Nursing Home	264,749.95
Whitfield Med & Surg. Hospital	172,569.93
Region 8 MHC-Human Serv.	109,886.67
Brandon Discount Drugs, Inc.	84,974.16
Polk Crossgate Discount Drugs	78,104.81
MS State Hospital Pharmacy	62,579.61
Rhodes & Robby Drugs, Inc.	45,899.06
Rankin Discount Drugs	37,931.71
Perry's Drug Store	21,612.61
Delon Moore Discount Drugs	20,744.95
David's Discount Drugs	20,476.45
Russell Dunn, M.D.	20,242.21
Don Gibson, M.D.	18,901.38
MS Industrial Gas Co., Inc.	18,552.61
John's Pharmacy	14,911.69
Howard Medi Save Pharmacy	14,849.32
Nancy Burrow, M.D.	10,275.04

SCOTT

Scott County Nursing Home	757,391.85
SE Lackey Memorial Hospital	167,354.47
West Scott Co. Hospital	158,865.39
French's Pharmacy	70,010.95
STA Home HHA Forest	64,213.18
Lea's Discount Pharmacy	63,267.23
Russell's Drug Co.	55,616.45
Family Discount Drugs	49,104.95
Howard D. Clark, M.D.	46,925.67
Eckert Drugs #599	40,293.55
Ott Drug Company	39,303.73

D & B Discount Drugs	38,450.22
Carter's Pharmacy	31,816.65
William M. Lewis	25,834.61
John Paul Lee, M.D.	24,502.69
Archie Howard, M.D.	24,008.91
Wally's Woodland Pharmacy	23,041.66
Scott Discount Drugs	21,528.49
Harold L. Russell Sr., D.D.S.	18,174.30
Carlson Drug Store	17,019.09
Jerry L. Stennett, M.D.	14,528.08
Roger D. Woods, D.D.S.	13,077.00
Mr. Discount Drugs-Forest	12,566.73
Forest Oxygen Med. Inc.	12,511.30
Scott County EMS	12,354.71
Timothy D. Ashley, M.D.	11,697.60

SHARKEY

Heritage Manor-Rolling Fork	490,463.52
Sharkey Issaquena Hospital	357,267.70
Village Pharmacy	181,677.63
Windhams Discount Pharmacy	73,138.31
Dennis D. Bond, D.D.S.	72,980.15
Danny W. Jackson, D.O.	65,777.42
Robert H. F. Lynch, M.D.	56,797.13
Wilburn Lord, Jr., O.D.	17,982.94
John E. Mitchell, M.D.	16,869.09

SIMPSON

Millcreek Rehab ICF MR	1,838,524.14
W. L. Jaquith ICF MF Retard.	1,100,897.67
Hillcrest Health Center INC-SNF	900,538.32
Mendenhall Nursing Home	426,175.50
Simpson General Hospital	288,045.10
Magee General Hospital	283,080.42
Choctaw Discount Drugs	101,065.61
Service Rexall Drugs, Inc.	88,622.72
McGuffee Drug	70,017.22
Gene Polk Pharmacy	65,593.63
Mendenhall Drug Co.	41,729.92
Magee Discount Drug Store	40,885.96
Patrick Pasco, D.O.	37,763.64
Syrans Discount R4 Shoppe	35,481.34
Dennis Adams, M.D.	29,864.05
R.S. Runnels, M.D.	24,581.76
James H. Stuard, D.M.D.	18,848.75
Simpson General Hospital	17,836.13
A. M. Chiemppabha, M.D., P.A.	17,731.35
Revco Drugs #2602	17,420.85
W. G. Munn, M.D.	15,740.50
Charles Pruitt, III, M.D.	13,357.41
Paul W. Clark, O.D.	13,078.70
Ramon H. Rosenkrans, M.D.	11,057.14
William B. Proffitt, Jr., M.D.	10,670.74

SMITH

Rolling Acres Retirement	1,015,820.57
Raleigh Pharmaceutical	65,962.40
Smith County Gen. Hospital	53,204.67
Little Pharmacy	52,358.31
Farmers Drug Co.	49,289.63
Mize Discount Drugs	35,252.51
The House of Medicine	33,171.82
Ford's Rexall Drugs	20,992.55
Verlon E. Hughes, D.D.S.	20,024.41
Bound's Pharmacy	18,949.59
Robert E. Jennings, M.D.	15,491.54
John R. Harper, M.D.	14,386.71
Vance Baucum, M.D.	14,302.25
Jacob H. Shoemaker, D.D.S.	12,814.57
Phil D. Thompson, D.O.	12,527.62

STONE

Azalea Gardens Nursing Home	669,050.80
Methodist Hospital of Stone County	196,649.67
White's Pharmacy	62,670.77
Wilson's Pharmacy, Inc.	41,922.76
Ray L. Cooley, D.D.S.	38,257.29
County Discount Drugs	37,526.88
Wiggins Clinic, Ltd.	20,872.42
Carolyn Gerald, M.D.	13,128.35
Hubert F. Campbell, M.D.	12,122.21
Roger R. Loose, O.D.	11,189.53
Gordon S. McHenry, M.D.	10,324.89

SUNFLOWER

Ruleville Health Care Center	795,458.71
S. Sunflower County Hospital	790,846.60
Care Inn Indianola	508,864.83
N. Sunflower Hospital	507,350.41
M. Person D.D.S. Den. Serv. P.A.	146,584.77
Travis Q. Richardson, M.D.	113,872.33
Gibson's Drug Store	109,785.49
Martin's Pharmacy	107,260.81
Spencer's Drew Pharmacy	98,664.39
Edward's Rexall Drugs	81,230.06
Raw's Drug Store	71,008.99
William Wade Dowell, M.D.	58,520.41
Adelo Aquino, M.D.	56,211.50
Warren's Childrens Service	54,412.00
Thomas P. Norworthy, M.D.	53,191.10
Parkers Pharmacy	53,137.07
W. L. Fritchard, M.D.	52,318.34
Walter H. Roae, M.D.	52,128.69
Johnson's Family Value Drug	50,659.11
W. Tom Martin, D.D.S., P.A.	48,444.74
Robert N. Hurt, M.D.	48,252.35
Walter C. Gough, Jr., M.D.	44,171.75
Guy H. Robinson, M.D.	37,909.11
Spender's Drugs	36,303.58

Lee Pharmacy	34,357.42
Donald Drug Company	32,879.55
Magic Mart Pharmacy	32,671.20
William Hood, D.D.S.	29,875.32
Jack W. Crowell, M.D.	26,157.28
Lowell Jones, Jr., O.D.	22,610.79
Collins Drug Store	20,385.83
Horne Drug Store	20,249.69
Toufik Tabbara, M.D.	17,014.66
Charles M. Corrough, Jr., M.D.	16,441.23
S. Sunflower Co. Hospital-Luciano	15,432.50
David L. Rogers, O.D.	13,417.28
W. Bernard Ellis, O.D.	10,985.20
Steve Wooten, D.D.S.	10,509.22

TALLAHATCHIE

Tallahatchie General Hospital	307,061.63
Tallahatchie General Hospital-SNF	257,151.69
Sumner Drug Store	116,460.65
Southern Discount Drug	77,440.42
Charleston Drug Co.	70,673.37
William Lewis, M.D.	68,965.91
Woods Drug Store, Inc.	68,017.94
W & D Pharmacy	60,606.07
Theodore T. Lewis, M.D.	49,417.42
John M. Cross, M.D.	48,707.39
W & D Pharmacy	46,613.35
S. Annie Brooks, D.O.	36,119.08
W & D Pharmacy	31,046.42
Ronald F. Roberson, D.M.D.	29,069.30
William R. Bolen, D.D.S.	26,572.85
Mary Frank Tarsi, M.D.	17,868.10
Mid Delta Home Health, Inc.	13,096.63
Sumner Clinic	10,974.33

TATE

Senatobia Comm. Hospital	877,234.97
Senatobia Conv. Center	870,029.50
Senatobia City Drug Co.	76,393.71
D.D. Sidhu, M.D.	69,990.52
Coldwater Pharmacy	58,035.80
May's Pharmacy	56,017.86
Varner Drug Co.	52,109.98
Comm. Discount Pharmacy, Inc.	50,967.36
Black & Marlowe X Overs	49,827.25
Hugh M. Mouterrh III, D.D.S.	47,613.60
Southern Discount Drugs	43,686.49
Ralph D. Peeler, III, M.D.	42,571.12
Fred's Pharmacy	39,101.28
John D. Rogers, D.D.S.	37,309.15
John L. Black, M.D.	23,449.65
Eshelyn Smith, M.D.	17,136.86
Emil E. Aftandilian, M.D.	15,781.48
Amornal Aftandilian, M.D.	15,476.01
H. Grady Marlow, M.D.	13,518.57

Edwin R. Orr III, M.D.	12,677.35
Audie M. Adams, M.D.	10,408.74
Tate Co. Ambulance Serv.	10,100.78

TIPPAH

Ripley Manor	1,187,905.46
Tippah County Hospital	611,671.00
Rest Haven NSG Home	470,400.52
City Drug Co., Inc.	99,092.44
Hollis Discount Pharmacy	95,159.38
Ripley Drug Company	94,160.96
James Discount Drugs	80,360.49
Blue Mountain CL Drugs	66,844.47
Locks Drug Store	65,101.98
Duncan's Pharmacy	44,252.57
Tommy T. Simpson, M.D.	24,378.01
E. George Farrell, M.D.	23,488.15
Thomas L. Ketchum, M.D.	23,227.16
Horton Taylor Jr., M.D.	22,825.07
Charles M. Elliott, M.D.	15,770.00
Marion E. Hill, D.D.S.	15,038.65
Gerald M. Walden, M.D.	11,408.37

TISHOMINGO

Pickwick Manor	1,086,188.39
Tishomingo County Hospital	293,119.66
Super D Drugs #121	131,055.23
Yarber Drug Store	67,009.99
Rushing Drug Co.	55,844.09
Juka Discount Drugs	42,742.93
Curtis Brothers Drug Store	36,249.07
Kelly S. Segars, M.D.	30,721.01
Alphonsus Flannery, M.D.	19,621.66
Ben Earl Kitchens, M.D.	17,206.78
Castlin's Pharmacy	16,698.27
Kenneth Draper, M.D.	16,429.98
Henry P. Kellum, D.D.S.	10,477.40

TUNICA

Tunica County Hospital	220,235.10
Tunica Quality Drugs, Inc.	156,879.59
Tunica Pharmacy, Inc.	132,672.96
Ezzat Majid Pour, M.D.	42,818.41
John D. Diaz, M.D.	37,151.69
T. L. Turpin, D.D.S.	18,816.29

UNION

Roselawn Nursing Home	912,304.75
Union County General Hospital	848,171.45
Hospital Pharmacy	87,512.22
Harco Super Drug #224	70,030.33
Gray Drug Company	54,397.87
Medical Center Pharmacy	52,364.34
Catt Drugs	50,792.46
Eastgate Pharmacy	39,853.58

Stephen M. Shirley, M.D.	31,341.66
Bruce A. Bullwinkel, M.D.	30,612.23
Samuel Creekmore, III, M.D.	29,642.97
Eddie E. Bramlitt, M.D.	26,714.62
Kenneth R. Cargile, M.D.	25,262.77
New Albany Surgical Group	20,832.34
Richard H. Russell, M.D.	20,056.07
Union County General-Mlze	16,930.21
David B. Ellis, M.D.	15,061.25
Family Medical Clinic	14,631.72
Thomas A. Shands, M.D.	11,003.62
Thomas F. Barkley, M.D.	10,699.30

WALTHALL

Tylertown ECF	549,319.27
Walthall County General Hospital	538,384.69
Bill Dora Nursing Home, Inc.	304,172.79
Holmes Discount Drugs	114,393.99
Pigott's Drug Store	94,365.18
Kanta P. Butani, M.D.	87,745.09
Breland Drug Company, Inc.	81,286.80
Adams Discount Pharmacy	74,736.15
Posavnik S. Ganaraj, M.D.	38,806.25
Gloria Felix, M.D.	37,059.45
Santhosh Reddy, M.D.	23,952.33
Martin L. Beard, M.D.	23,664.31
B. M. Mitchell, D.D.S.	19,705.02
Roger A. Stroud, Jr., D.M.D.	19,189.85
Harish M. Madhani, M.D.	17,415.27
Walter W. Crawford, M.D.	13,564.73
R. L. Crawford, Jr., M.D.	10,355.84

WARREN

Vicksburg Conv. Home	817,585.68
Mercy Regional Medical Center	788,634.80
Vicksburg Trace Haven	652,500.03
Vicksburg Medical Center	560,026.72
Shady Lawn Nursing Home	484,059.98
Kuhn Memorial State Hospital	345,306.13
Durst Discount Drugs	98,380.50
People's Drug Store, Inc.	83,117.86
Howard Medi Save Pharmacy	67,089.35
Corner Drug Store	63,244.39
Region 15 MHC/War/Yaz/Lke	55,063.00
Haworth Home Health	52,713.76
Colonial Discount Drug	52,118.29
Battlefield Discount Drugs	47,380.93
K. S. Potnis, M.D.	37,488.85
Donald Jackson, D.D.S.	35,912.90
John Cofield Stepan, M.D.	34,259.97
Ollie Hardaway, Jr., D.D.S.	32,775.25
Walter E. Johnston, Jr., M.D.	31,647.55
Mercy Home Health Service	22,102.03
J. M. Ross, M.D.	21,472.34
Ceri L. Weiland, M.D.	21,330.30

Clay St. Drug Store	19,921.05
Deborah Smith, M.D.	19,121.22
Kidney Care-Vicksburg	18,137.10
Paul Pierce, M.D.	17,204.09
Daniel Dare, M.D.	16,993.54
Walgreen Co.	15,988.95
F. Lamar McMillin M.D.	15,301.34
Treasury Drug Center #7850	14,086.81
Waverly C. Artz, D.D.S.	12,814.70
Gene T. Walker, M.D.	11,838.34
Danny Moore, M.D.	11,508.96
Henrick K. Kuipper, M.D.	11,277.87
Theodore Mark Bedillion, M.D.	11,191.91
D & B Drugs #280	10,778.45
Super G Discount Drugs	10,311.38
F. T. McPherson, M.D.	10,279.41
John E. Evans, M.D.	10,172.86
Karl W. Hatten, M.D.	10,151.91
James W. Allison, Jr., M.D.	10,115.34

WASHINGTON

Delta Medical Center	2,240,068.12
Greenville Conv. Home, Inc.	1,163,402.35
MS Ext. Care of Greenville	1,047,962.70
Kings Daughters Hospital	449,769.95
Arnold Avenue Nursing Home	385,004.83
S. Washington Co. Hospital	324,768.84
Correro Pharmacy	322,186.82
Autumn Leaves Nursing Home	218,435.32
City Drug Store	174,955.85
Paul D. Jackson, M.D.	142,258.22
Patrick S. Hau, M.D.	136,462.53
J. Edward Hill, M.D.	124,141.94
Sanders Pharmacy #2	123,695.20
William H. Spragins, M.D.	114,582.66
Kidney Care Greenville RDU	110,985.15
P.D. Condon Drug Store	102,067.64
Condon East Union Pharmacy	101,938.26
John M. Estess, M.D.	95,656.65
Region 5 MHC-Delta	85,548.00
Turner's Pharmacy	85,477.64
People's Drug Store	79,308.62
Sidney Prosser	69,855.64
Greenville Hdale Clinic	64,956.05
Delta Medical Center	59,836.34
Matthew J. Page, M.D.	58,501.21
Eckerds Drug	58,202.25
Hollandale Clinic	53,518.06
MS Regional HH Care	52,464.55
Charles H. Burton, Jr., D.D.S.	50,998.70
Hollandale Clinic-EPSDT	49,466.00
MS Regional HH Care	45,416.47
Azlin Drug Store	42,684.27
W. C. Yarbrough	38,065.08
Robert T. Love Jr., M.D.	37,432.72

A & A Home Health Equipment, Inc.	36,047.69
Super D #126	35,593.67
Sanders Pharmacy #1	35,226.85
Robert Z. Fialko, M.D.	33,877.30
William A. Williamson, O.D.	28,926.00
Clarence B. Clark, Jr., D.D.S.	23,243.65
Greenville Emer. Med.-Mansou	21,738.81
Clarence B. Clark, D.D.S.	21,683.57
James M. Huoni, D.M.D.	21,460.45
Thomas H. Simmons, M.D.	21,121.23
W.S. Witte Mem. Hospital	21,060.54
Delta Discount Drugs	20,956.04
Kroger Food & Drug #950	20,136.71
Village Pharmacy	18,511.84
Hugh A. Gamble II, M.D.	18,124.62
Billy G. Dowdy, M.D. P.A.	17,729.30
Delta Medical Center	16,241.00
Robert P. Bowman, M.D.	15,855.35
Delta Medical Center	15,743.28
John C. Sandefur, M.D.	14,516.73
Phillip Doolittle, M.D.	14,375.20
Brunswick E. Wong, O.D.	13,868.27
William W. Stanfill, O.D.	13,208.10
Kelly D. Alexander, Jr., D.D.S.	13,179.60
Sanders Pharmacy #3	13,167.98
Joseph S. Bennett, D.D.S.	13,153.50
Thomas G. Salmon Jr., D.D.S.	11,729.45
Henry B. Grochau, M.D.	11,405.55
Benella M. Ottremari, M.D.	10,770.55
Fontanas Discount Drugs	10,229.75
Victor F. Carey, M.D.	10,003.79

WAYNE

Wayne General Hospital	818,214.92
Restful Acres Nursing Home	429,123.60
Cooley's Drugs	76,430.33
W. W. Walley, M.D.	75,305.19
Arthur E. Wood III, M.D.	74,582.26
Clanton Drug Co.	67,320.58
Stanley Pharmacy, Inc.	58,126.07
Stanley Pharmacy	49,827.71
Lab Discount Drugs, Inc.	49,133.63
Bonner Discount Drugs	42,418.88
James P. Wood, M.D.	35,347.12
Lomax Discount Drugs	32,426.55
Harry Turner, Jr., M.D.	29,448.13
William M. Ross, M.D.	27,913.59
W.D. Young, M.D.	25,232.12
Joseph D. Stringer, D.D.S.	24,426.65
David L. Rice, D.M.D.	21,996.40
Dixie Drug	20,766.97
John H. Barrow, D.D.S.	16,686.40
Cirila L. Reyes, M.D.	16,205.17
Gary A. Bonner, D.M.D.	13,590.60
Arthur E. Wood, Jr.	12,034.19

Daniel C. McLeod, M.D.	11,754.95
Wayne Medical Equipment	11,343.25

WEBSTER

Eupora Health Care Center	834,974.63
Webster General Hospital	480,425.45
Murphy Drug Company	131,171.30
Foodway Family Pharmacy	63,153.86
Charles A. Osborn, M.D.	54,364.39
Embry Drug	54,313.88
James E. Booth, M.D.	35,583.94
William H. Gifford, M.D.	21,239.55
Daniel D. Hall, D.M.D.	15,662.95

WILKINSON

Field Memorial Community Hospital	590,015.01
Martens Drug Store	134,917.87
City Drug Store	79,240.07
Thomas Lobrana, D.D.S.	68,015.74
Catchings Clinic-Owens	54,833.60
Catchings Clinic-McGraw	42,561.45
T. Delton Moore, D.D.S.	40,089.03
Field Clinic Pharmacy	33,255.92
Centreville Drugs	33,173.59
Richard J. Field Jr., M.D.	23,295.75
Jack Quinn Causey, M.D.	21,380.30
Aubrey H. Nichols, M.D.	18,638.75
John B. Flood, M.D.	18,602.77
Richard J. Field, III	13,427.42

WINSTON

Winston Co. Nursing Home	507,304.91
Winston County Comm. Hospital	499,276.32
Tri County NH-Dual	429,267.76
Dans Discount Drugs	116,781.18
Tabor Drugs	83,831.57
Charley McCool Pres. Gift	63,869.43
F. Horton Giffin, D.D.S.	58,551.25
Tillman Pharmacy	44,812.47
David D. Richardson, M.D.	40,563.69
Noxapater Discount Drugs	39,248.15
Robert T. Land, D.D.S.	37,051.30
Louisville Discount Drugs	24,240.39
DeWitt G. Crawford, M.D.	22,784.46
James E. Calloway, M.D.	21,215.97
Glenn Peters, M.D.	20,500.49
Danny R. Clifton, O.D.	15,949.63
Scott's Pharmacy	15,273.35
Hickman Drugs	14,160.69
Augustus P. Soriano, M.D.	12,685.33

YALOBUSHA

Yalobusha County Nursing Home	288,927.09
Yalobusha General Hospital	136,261.78
Turnage Drug Store	63,721.44

The Drug Store	41,702.48
Walley's Super Drug Inc.	41,583.52
Andy Jones, D.D.S.	14,336.80

YAZOO

Care Inn Yazoo City	1,378,417.78
King's Daughters Hospital	391,704.40
William N. Nelson, Jr., D.D.S.	154,539.05
Webb's Pharmacy	136,801.82
Esseo Discount Drug Center, Inc.	134,237.07
Vanjons Pharmacy	127,490.75
Nagle Webb Drugs, Inc.	57,243.52
Phy & Surgeons Pharmacy	57,163.60
Daniel D. Gambrell	54,785.14
David Gilder, M.D.	34,485.75
Harry A. Barbee, M.D.	32,665.04
Harry L. Dowdy, M.D., P.A.	29,535.90
Marion L. Sigrest, M.D.	27,463.93
William P. Thompson, M.D.	26,568.57
K & B Drugs, #284	25,454.39
Cole Adams, D.M.D.	22,458.10
Roland H. Stevens, O.D.	20,865.66
Madison/Yazoo/Leake, HD	13,847.10
Rosatyn White Gambrell, D.D.S.	12,324.30
Yazoo County Ambulance Serv.	10,076.39

OUT-OF-STATE

Methodist Hospital of Memphis	741,657.40
Lebonheur Childrens Hospital	608,804.40
Baptist Memorial Hospital	547,591.69
Regional Medical Center Memphis	519,917.28
XVIII B. Medi Mart	252,127.15
U of S AI Medical Center	141,776.66
Roche Biomedical Lab, Inc.	139,692.98
St. Francis Hospital	90,486.29
Mobile Infirmary Assn.	70,945.03
Hill Hospital of York	61,223.94
U T Hospital	59,972.41
Super D Drugs, Inc. 14	54,525.32
Medical Devices	47,971.27
Rush Pharmacy	47,129.04
TNS Home Life Support System	44,256.32
Southern Respiratory	40,162.07
Medline Industries, Inc.	33,680.53
Red Bay Hospital	32,359.51
Slidell Mem. Hospital	24,581.29
St. Joseph Hospital	24,046.10
Mid South Hospital	21,293.85
American Health Supply, Inc.	20,031.09
Reference Path Lab	19,650.18
K & B Drugs #291	19,567.93
Our Lady of the Lake RMC	18,069.18

Glasrock Home Health Care	17,562.00
Fred's Pharmacy	16,854.35
Eastwood Hospital	16,550.28
Super D DRugs #134	15,962.06
Hotel Dieu Hospital	15,603.60
Eliza Coffee Memorial Hospital	14,915.73
Catchings Clinic Lewis	13,978.72
American Med. Specialties	13,848.52
Ochsner Foundation Hospital	13,700.18
Memphis Path Lab P.A.	12,875.59
St. Charles Gen. Hospital	12,202.85
Central Med. Supply, Inc.	11,994.77
J.T. Davis Jr., M.D.	11,458.60
Northshore Reg. Med. Center	11,054.46
Providence Hospital	10,863.50
Nutritional Support Serv.	10,785.86
R. Kuip, M.D.	10,313.43
Diagnostic Ultra Con. Flinn	10,175.87