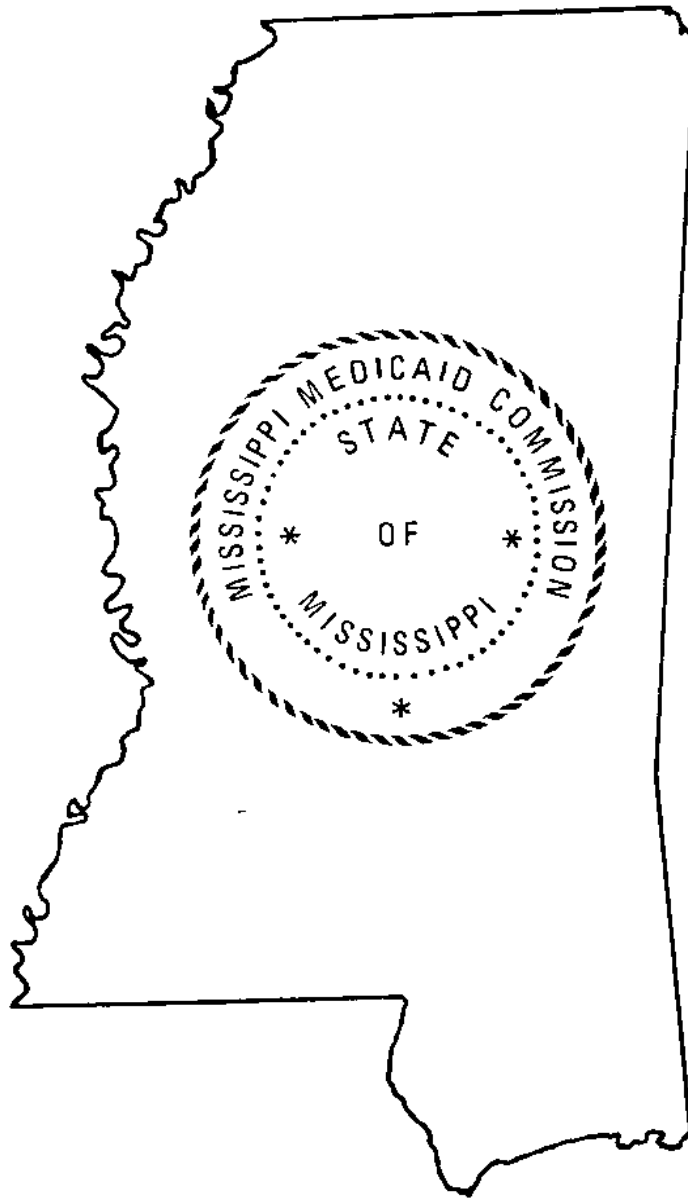


# MISSISSIPPI MEDICAID COMMISSION



TENTH ANNUAL REPORT  
JULY 1, 1978 - JUNE 30, 1979



Mississippi Medicaid Commission

P. O. BOX 16786  
JACKSON, MISSISSIPPI 39206  
(601) 354-7464

B. F. SIMMONS  
DIRECTOR

November 20, 1979

JESSE O. ADCOCK, CHAIRMAN  
GEORGE S. SMITH  
JIMMIE U. CRANE  
SEN. JOHN G. CORLEW  
REP. CHARLES M. DEATON  
REP. DON W. RICHARDSON  
SEN. THEODORE SMITH

Honorable Cliff Finch  
Governor of Mississippi  
and  
Members of the Mississippi State Legislature


Ladies and Gentlemen:

We submit herewith the Tenth Annual Report of the Mississippi Medicaid Commission, covering the Fiscal Year ended June 30, 1979. It is being submitted in accordance with requirements of Section 43-13-127 of the Mississippi Code of 1972, as amended. In it we have attempted to provide a broad range of factual information about Mississippi's Medicaid Program in an effort to keep you and the general public fully informed.

We wish to acknowledge the vital roles played by the State Department of Public Welfare, the State Board of Health, the Mississippi Foundation for Medical Care, and the Medicaid fiscal agent, Blue Cross and Blue Shield of Mississippi, Inc., in the ongoing administration of the Medicaid Program. We also wish to acknowledge the health professionals in our State who provide the necessary health services and who offer technical assistance to the Medicaid Commission through its advisory committees.

On behalf of approximately 293,000 Mississippians who are helped through the Medicaid Program, we wish to thank the Governor and the members of the Legislature for continuing to make these services available.

Respectfully submitted,

  
B. F. Simmons  
Director

BFS/dew

Attachment

## INTRODUCTION

Medicaid is a program of medical assistance for the needy administered by the states using state appropriated funds and Federal matching funds within the provisions of Title XIX of the Social Security Act as amended. In Mississippi, the Medicaid Program began on January 1, 1970. The program is administered in Mississippi by the Medicaid Commission by authority of Section 43-13-101 et. seq. of the Mississippi Code of 1972. Section 43-13-105 of the Code designated the State Department of Public Welfare as the certifying agency for determining eligibility for Medicaid.

The medical care provided by the state program varies widely from state to state. A few states limit coverage to those services required by the Social Security Act while several states cover all permissible services. During Fiscal Year 1979, Mississippi provided coverage for seven optional services in addition to the nine mandatory services. Services provided in Mississippi were:

### **Mandatory Services:**

- Inpatient Hospital Service
- Outpatient Hospital Service
- Other Laboratory and X-Ray Services
- Skilled Nursing Home Services
- Physicians Services
- Early and Periodic Screening, Diagnosis and Treatment Services (for age 20 and under)
- Home Health Services
- Family Planning Services
- Rural Health Clinic Services

### **Optional Services covered**

- Prescribed Drugs
- Dental Services (Emergency extractions for adults)
- Intermediate Care Facility Services
- Eyeglasses (necessitated by eye surgery)
- Tuberculosis and Mental Institution Services (for age 65 and over)
- Christian Science Sanatoria Care and Services
- Emergency Ambulance Services

## MEDICAID ELIGIBLE PERSONS

In the text of this report, the term eligible refers to a person who has been certified by the Department of Public Welfare as having met the necessary requirements to receive Medicaid benefits under one of the following approved categories:

- Aged (65 and over)
- Blind
- Disabled
- Aid to families with Dependent Children (AFDC)
  - Children within the families (AFDC Children)
  - Caretaker relative for the children (AFDC Adults)
- Child Welfare Service Foster Care Children (CWS Foster Care)

In each instance, the individual must meet the requirements of financial need and relatedness to the category for which he applies. 'Relatedness' also includes the following statutory extensions of coverage:

- Unborn children over four (4) months of age
- Children 18 to 21 years of age who meet all AFDC requirements except age (the caretaker relatives are included in coverage)
- Children who meet eligibility requirements for AFDC except for the "living with" factor and are placed in a private foster home with payment made from AFDC funds.
- Persons who are patients in a medical facility and who, if they left such facility, would qualify for assistance (money) payments under Aged, Blind, Disabled, or AFDC Programs.

Persons meeting all requirements for eligibility except the income limits may become eligible for Medicaid in certain situations through a "spend-down" procedure whereby the excess income is either spent or obligated for medical services.

Mississippi statutes assign the responsibility of determining eligibility for the Medicaid Program to the Mississippi State Department of Public Welfare. Prior to January 1, 1974, this was largely a by-product of the Welfare Department's regular work in processing applications for public assistance grants, and there was little additional cost to the state, since Medicaid eligibility was automatic for those persons found eligible for a money payment. This is still true with respect to the AFDC category and the CWS Foster Care category. However, on January 1, 1974, a Federal program of financial assistance to the Aged, Blind, and Disabled from the State Department of Public Welfare to the Federal government. However, Public Law 92-603 which amended Title XVI of the Social Security Act gave states the option of continuing to determine Medicaid eligibility for these categories or to provide Medicaid assistance to those receiving SSI. Mississippi chose to continue eligibility determination by the State Department of Public Welfare. The cost for eligibility determination in these adult categories is now reflected in the Medicaid budget.

With 6,258 applications for medical assistance pending at the beginning of Fiscal Year 1979, an additional 65,709 applications were received at the County Welfare offices throughout the year. Of these, 34,334 were approved and 30,615 were denied or disposed of for other reasons. At the end of the year, 7,018 applications were still pending. Eligibility certification is represented by a Medicaid Identification Card, valid for one month only. The Department of Public Welfare mails a new card monthly to each eligible person except to the Foster Care children. Cards for the latter are issued semi-annually. Information contained on the Medicaid card includes the individual's name, unique identification number and current period of eligibility. It must be shown to the provider each time a medical service is requested.

As of June 30, 1979, 293,171 persons in Mississippi were eligible for Medicaid benefits. The length of eligibility periods for these persons covered all possibilities - from one day to the entire year. Table 1 gives the eligibility count with the corresponding percents for the program categories. In Table 1, the monthly number of eligibles is shown by program category.

TABLE 1

TOTAL NUMBER OF PERSONS ELIGIBLE AND MONTHLY  
AVERAGE NUMBER OF PERSONS ELIIBLE WITH PERCENTAGE  
DISTRIBUTION BY PROGRAM CATEGORY FOR FISCAL YEAR 1979

Program Category	June 30, 1979 Number of Eligible Persons	Percent of Total	Monthly Average Number of Eligible Persons	Percent of Total
Total .....	293,171	100.0	285,112	100.0*
Aged .....	76,877	26.2	75,657	26.5
Blind .....	1,571	.5	1,583	.7
Disabled .....	27,750	9.5	26,827	9.4
AFDC Children .....	139,792	47.7	135,805	47.6
AFDC Adults .....	46,146	15.7	44,272	15.5
CWS Foster Care .....	1,035	.4	968	.3

TABLE 2

NUMBER OF PERSONS ELIGIBLE FOR MEDICAID SERVICES BY MONTH AND  
BY PROGRAM CATEGORY FOR FISCAL YEAR 1979

MONTH	TOTAL	AGED	BLIND	DISABLED	AFDC CHILDREN	AFDC ADULTS	FOSTER CARE CHILDREN
July .....	277,887	73,435	1,589	25,841	133,879	42,198	945
August .....	278,475	73,731	1,590	26,179	133,878	42,185	912
September .....	278,586	74,004	1,588	26,050	133,065	42,953	927
October .....	279,719	74,590	1,588	26,344	133,024	43,241	932
November .....	284,543	76,715	1,604	27,018	134,516	43,729	961
December .....	285,327	76,781	1,596	27,018	134,962	43,991	979
January .....	286,155	76,339	1,585	26,849	135,907	44,508	967
February .....	287,412	76,236	1,571	26,892	136,821	44,880	1,012
March .....	287,559	76,067	1,571	26,978	136,615	45,335	993
April .....	290,599	76,444	1,570	27,426	138,144	46,035	980
May .....	291,911	76,660	1,571	27,580	139,062	46,060	978
June .....	293,171	76,877	1,571	27,750	139,792	46,146	1,035
Monthly Average .....	285,112	75,657	1,583	26,827	135,805	44,272	968

### ELIGIBLES BY COUNTY OF RESIDENCE

The population estimates for July, 1977 (as computed by the Bureau of the Census, U. S. Department of Commerce) and the number of persons eligible for Medicaid on June 30, 1979, are listed by counties in Table 3. The 1977 census figures are the latest available. Holmes County had the highest percent of Medicaid eligibles with 35.3 percent, and Jackson County had the lowest percent, 3.1.

**TABLE 3**  
**BUREAU OF CENSUS POPULATION ESTIMATES**  
**FOR MISSISSIPPI COUNTIES FOR JULY 1, 1978 AND**  
**NUMBER OF PERSONS ELIGIBLE FOR MEDICAID AS OF JUNE 30, 1979**

County	1977 County Population <sup>1</sup>	Number of Medicaid Eligibles	Percent of Population
Adams	37,600	5,429	14.4
Alcorn	29,900	2,184	7.3
Amite	12,900	1,410	10.9
Attala	19,300	2,427	12.6
Benton	7,800	1,128	14.5
Bolivar	47,200	10,275	21.8
Calhoun	15,300	1,719	11.2
Carroll	9,100	1,443	15.9
Chickasaw	17,400	1,938	11.1
Choctaw	9,100	1,340	14.7
Claiborne	11,100	1,967	17.7
Clarke	16,000	1,973	12.3
Clay	20,200	2,863	14.2
Coahoma	37,800	8,434	22.3
Copiah	25,700	3,884	15.1
Covington	15,300	2,353	15.4
De Soto	52,400	3,137	6.0
Forrest	63,200	5,327	8.4
Franklin	8,300	1,164	14.0
George	14,700	1,066	7.3
Greene	9,000	854	9.5
Grenada	19,800	2,815	14.2
Hancock	19,400	1,542	7.9
Harrison	147,100	9,678	6.6
Hinds	236,600	29,162	12.3
Holmes	22,500	7,945	35.3
Humphreys	13,800	3,338	24.2
Issaquena	2,500	490	19.6
Itawamba	17,600	1,276	7.3
Jackson	113,200	3,457	3.1
Jasper	16,500	2,334	14.1
Jefferson	9,100	2,478	27.2
Jefferson Davis	13,200	2,354	17.8
Jones	59,100	5,019	8.5
Kemper	11,100	1,242	11.2
Lafayette	27,700	2,122	7.7
Lamar	19,500	1,617	8.3
Lauderdale	71,500	7,819	10.9
Lawrence	11,900	1,387	11.7
Leake	18,200	2,600	14.3
Lee	53,200	3,569	6.7
Leflore	41,400	7,691	18.6
Lincoln	27,100	3,030	11.2

TABLE 3 (Concluded)

County	1977 County Population <sup>1</sup>	Number of Medicaid Eligibles	Percent of Population
Lowndes	54,400	5,688	10.5
Madison	33,700	6,956	20.6
Marion	24,200	2,691	11.1
Marshall	26,700	5,068	19.0
Monroe	35,200	3,449	9.8
Montgomery	13,200	2,752	20.8
Neshoba	21,900	2,491	11.4
Newton	18,800	1,768	9.4
Noxubee	13,100	3,033	23.2
Oktibbeha	33,200	4,110	12.4
Panola	28,400	4,292	15.1
Pearl River	29,100	2,830	9.7
Perry	9,800	1,389	14.2
Pike	35,600	5,102	14.3
Pontotoc	19,300	1,807	9.4
Prentiss	21,600	1,948	9.0
Quitman	14,200	2,373	16.7
Rankin	59,200	2,079	3.5
Scott	22,600	2,503	11.1
Sharkey	8,600	2,068	24.0
Simpson	21,500	2,104	9.8
Smith	14,100	1,362	9.7
Stone	8,600	733	8.5
Sunflower	34,900	6,508	18.6
Tallahatchie	18,200	4,159	22.9
Tate	20,200	3,051	15.1
Tippah	18,700	2,154	11.5
Tishomingo	16,500	1,073	6.5
Tunica	10,500	2,832	27.0
Union	21,100	1,731	8.2
Walthall	13,300	2,596	19.5
Warren	49,900	5,699	11.4
Washington	72,400	12,379	17.1
Wayne	17,900	2,780	15.5
Webster	10,000	1,276	12.8
Wilkinson	10,100	2,025	20.0
Winston	18,900	2,843	15.0
Yalobusha	21,100	1,670	7.9
Yazoo	26,800	5,444	20.3

<sup>1</sup>County population rounded to the nearest hundred.

## MEDICAID RECIPIENTS

During Fiscal Year 1979, 296,461 different persons benefited from one of more of the medical services covered by the Medicaid Program. This was a increase of 10,836 persons or 3.8 percent from Fiscal 1978. The monthly average number of recipients shows a 6.2 percent increase over Fiscal 1978. The distribution among the program categories remained relatively the same for the unduplicated totals. However, the monthly averages show a increase of 2.9 percent for the Aged and a increase of 10.6 percent for the AFDC Children.

**TABLE 4**

Table 4 illustrates the recipient distribution by program category while Table 5 shows the monthly recipient count by program category.

Program Category	FY 1979 Number of Recipients	Percent of Total	Monthly Average Number of Recipients	Percent of Total
Total	296,461	100.0*	142,074	100.0
Aged	81,869	27.6	55,694	39.2
Blind	1,485	0.5	909	0.6
Disabled	30,347	10.2	20,010	14.1
AFDC Children	136,810	46.1	43,000	30.3
AFDC Adults	44,951	15.2	22,157	15.6
CWS Foster Care	999	0.3	304	0.2

\*Total not 100 percent due to rounding.

**TABLE 5**

### NUMBER OF PERSONS RECEIVING ONE OR MORE MEDICAL SERVICES BY PROGRAM CATEGORY FOR FISCAL YEAR 1979

Month	Total	Aged	Blind	Disabled	AFDC Children	AFDC Adults	CWS Foster Care
July	126,963	53,094	853	18,682	34,087	19,999	248
August	139,186	56,758	949	19,921	39,642	21,629	287
September	135,846	52,784	899	19,453	40,885	21,522	303
October	152,048	59,665	953	20,897	46,965	23,228	340
November	139,028	54,371	915	19,709	42,692	21,030	311
December	135,036	54,008	869	19,372	40,343	20,178	266
January	145,524	56,210	918	20,266	43,957	23,847	326
February	148,907	56,889	915	20,254	47,246	23,236	367
March	140,540	55,932	880	19,603	42,669	21,163	293
April	141,168	52,268	886	20,161	44,549	23,035	269
May	155,802	59,566	956	21,458	49,301	24,190	331
June	144,830	56,780	914	20,342	43,663	22,836	295
Monthly Average	142,074	55,694	909	20,010	43,000	22,157	304



## UTILIZATION RATE

In Fiscal Year 1979, the average monthly utilization rate rose slightly from the 46.8 percent rate of Fiscal Year 1978 to 49.8 percent. This was an increase of 3 percentage points. The lowest utilization was in July, 1978.

Table 6 gives the monthly utilization rates and the average monthly rates. Using the monthly number of eligibles and the monthly number of recipients, Table 7 shows the wide range of utilization among the program categories in Fiscal Year 1979.

**TABLE 6**  
**NUMBER OF ELIGIBLE PERSONS, NUMBER OF RECIPIENTS**  
**AND UTILIZATION RATE BY MONTH FOR FISCAL YEAR 1979**

Month	Number of Eligible Persons	Number of Recipients	Utilization Rate
July	277,887	126,965	45.7%
August	278,475	139,187	50.0%
September	278,586	135,849	49.0%
October	279,719	152,048	54.4%
November	284,543	139,028	48.9%
December	286,327	135,036	47.2%
January	286,155	145,524	50.8%
February	286,400	148,907	52.0%
March	287,559	140,540	48.8%
April	290,599	141,168	48.6%
May	291,911	155,802	53.4%
June	293,171	144,830	49.4%
Monthly Average	285,112	142,074	49.8%

**TABLE 7**  
**MONTHLY NUMBER OF ELIGIBLE PERSONS, MONTHLY NUMBER OF RECIPIENTS**  
**AND UTILIZATION RATE BY PROGRAM CATEGORY FOR FISCAL YEAR 1979**

Program Category	Monthly Number of Eligible Persons	Monthly Number of Recipients	Utilization Rate
Total	285,112	142,074	49.8%
Aged	75,657	55,694	73.6%
Blind	1,583	909	57.4%
Disabled	26,827	20,010	74.6%
AFDC Children	135,805	43,000	31.7%
AFDC Adults	44,272	22,157	50.0%
CWS Foster Care	968	304	31.4%

**PROGRAM ADMINISTRATION**  
**FEDERAL/STATE FINANCIAL RESPONSIBILITIES**

The Mississippi Medicaid Program is administered by the Medicaid Commission using funds appropriated by the State and Federal matching funds. Federal matching rates vary considerably depending upon their use in providing medical services for eligibles or in meting administrative costs of the program. The variation in matching rates is illustrated in Chart 1.

During Fiscal Year 1979, the total administrative expense was \$10, 268,048, with the Federal government paying \$5,383,873 or 52.43 percent. This total included all state agency cost, all cost of processing and paying claims by the Medicaid Fiscal Agent, Blue Cross and Blue Shield of Mississippi, Inc., and all the Department of Public Welfare's cost in eligibility determination for the adult categories.

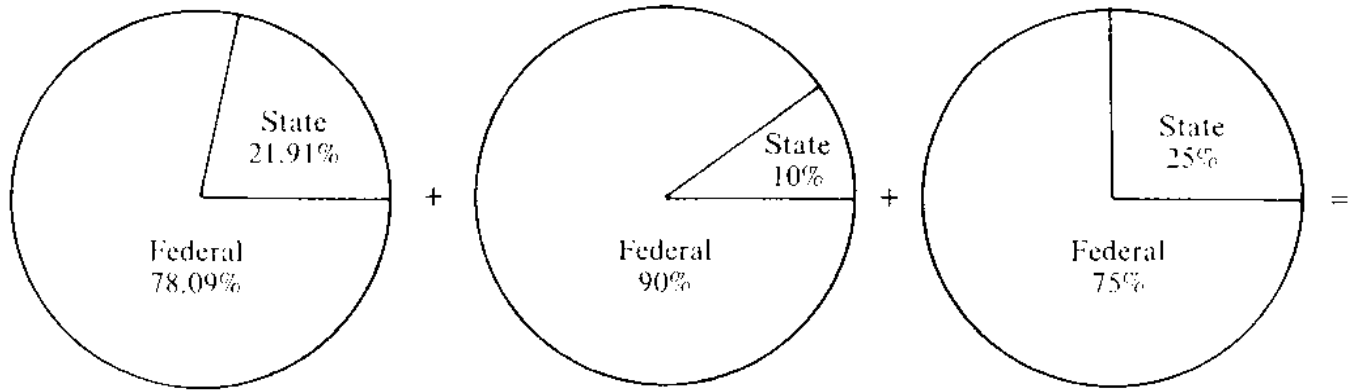
During Fiscal Year 1979, the FMAP (Federal Medical Assistance Percentage) for most medical services in Mississippi was 78.09 percent. A state's FMAP is a calculated percentage based on the state's per capita income. This percentage is redetermined every two years.

Exceptions to the 78.09 percent FMAP for medical services were: Family Planning Services at 90 percent Federal Money; Buy-In, Part B, for non-money payment individuals at 100 percent state money and the service-related inspection of nursing homes at 100 percent Federal money.

In accordance with the Social Security Act and Mississippi Medicaid Law, payment for services under Medicaid is always secondary to other third party liability. At the time of a recipient's admission to a hospital and at each of his visits to a doctor's office or other service provider, a determination is made as to whether the recipient has third party coverage. Since Medicaid liability is always secondary, any third party payments up to the amount expended by Medicaid are required to be refunded to the Medicaid program. A total of \$1,139,203 was collected in third party payments and was used to reduce the cost of medical services from \$199,868,640 to \$198,729,437.

The total Medicaid expenditures represent the cost of program administration and the cost for health care services. This \$208,997,485 total is comprised of \$160,397,485 Federal money and \$48,600,000 State money.

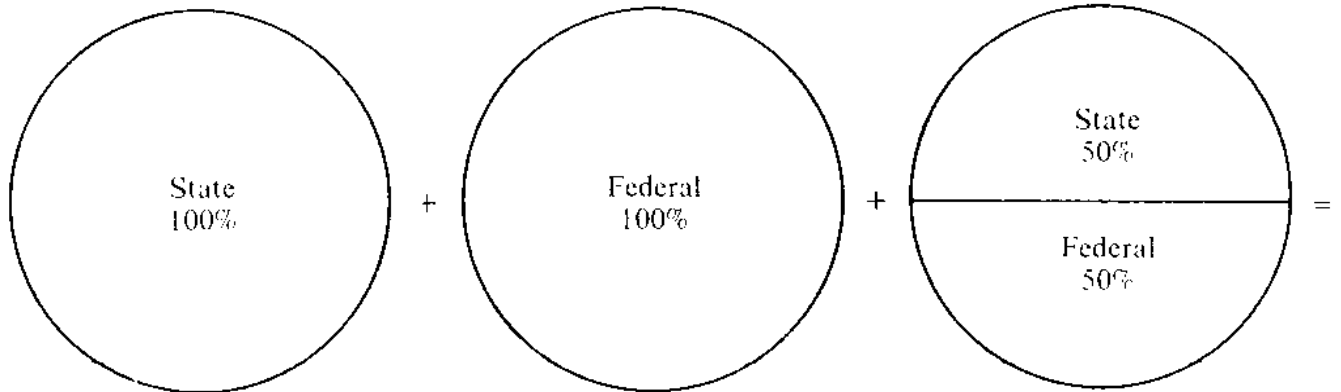
CHART 1



Health Care Services

Family Planning

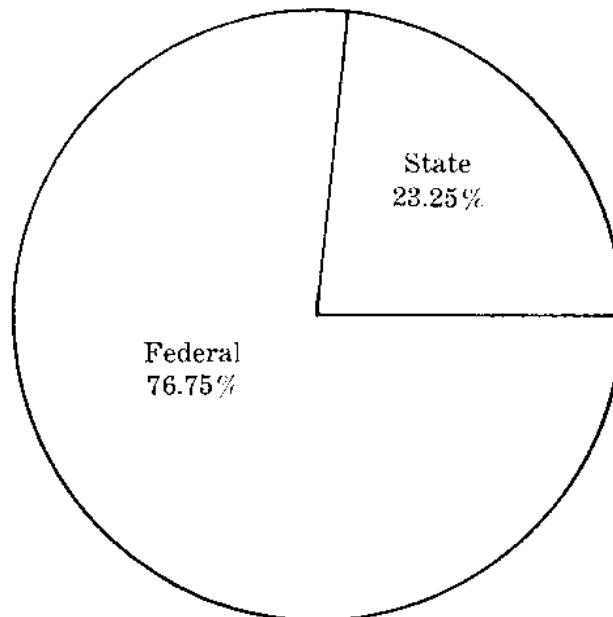
Professional Staff and Related Administrative Costs



Buy-In Premium for Non-Money Payment Eligibles

Inspection of Nursing Homes

Other Administration



Total Expenditures of Medicaid Program

SOURCE OF FUNDS BY TYPE OF EXPENSE AND PERCENTAGE DISTRIBUTION OF STATE AND FEDERAL FUNDS

## PROGRAM INTEGRITY

The Mississippi Medicaid Commission is responsible for conducting on-site investigations of providers and for monitoring both provider and recipient utilization in the Medicaid Program. The Medicaid Commission is required, under both state and Federal laws, to conduct periodic checks of provider records in order to verify actual receipt of services for which payment has been made and to investigate any cases suggestive of program abuse or misuse. Verification of receipt of services is also accomplished through recipient contact.

The existence of the Program Integrity Division continues to serve as an invaluable deterrent to potential fraud and abuse of benefits in the Medicaid Program. Activities in this area continue to expand and keep pace with the growth of the program.

With the assistance of a computerized surveillance and utilization reporting system, the Commission is able to maintain practice and service profiles on all providers of service and on recipients who participate in or receive services through the Medicaid Program. These profiles provide indicators of possible fraudulent activities or abuse of Program benefits and are an important source of information upon which the Program Integrity Division bases its investigations. Examples of the types of profile information used are: frequency of physicians visits for a given recipient, ratio of laboratory procedures to medical visits for a physician, the average length of stay of recipients for a hospital, and extractions per recipient for a dentist. Exceptional reporting techniques are used to identify the unusual or exceptional profiles.

Reports of any investigations which reveal a significant irregularity are made to the Commission at its monthly meeting. During Fiscal Year 1979, the Program Integrity Division conducted on-site investigations of 270 providers of Medicaid services. This resulted in 114 educational contacts, 4 providers being terminated from the Medicaid Program, 2 providers being convicted in State and Federal Court, and monetary recoveries being made from other providers.

## CLAIMS PAYMENTS

For Fiscal Year 1979, 6,632,601 claims were received by the Medicaid Claims office. This represents an increase of 698,417 claims or 11.8 percent from Fiscal Year 1978. Table 8 lists the number of claims received by month for each type of service covered under the Medicaid Program for Fiscal Year 1979.

Based on recent Federal and State audits of the Medicaid Program, "clean" claims (those properly filed) are being paid within 10 - 15 days from date of receipt at the Medicaid Claims office. There are, of course, exceptions to this where eligibility questions exist or where additional information may be needed, but these represent a very small percentage of the total.

The Commission's contract with Blue Cross and Blue Shield provides for reimbursement of administrative expenses based upon actual audited reasonable cost. Cost reimbursement principles used for this purpose are those established under the Medicare Program.

The fiscal agent contract was for a two-year period ending on June 30, 1978 and was extended for six (6) months until December 31, 1978. Monthly advances of administrative funds were made to Blue Cross and Blue Shield based upon a reasonable projection of administrative costs over the annual period. The monthly advances were subject to adjustment based upon actual cost experience.

Request for bid proposals to serve as fiscal agent were advertised during the year. Through the competitive bidding process Blue Cross and Blue Shield of Mississippi, Inc. won the bid and will continue as fiscal agent for a three (3) year period beginning January 1, 1979.

Blue Cross and Blue Shield is a non-profit medical and hospital service corporation organized under the laws of the State of Mississippi. The company serves, in addition to Medicaid, as the Federal government's intermediary for Part A of Medicare and also serves as one of the contractors for the Federal Employees Insurance Program. In addition, the company insures many other persons through its private business.

TABLE 8

NUMBER OF CLAIMS RECEIVED BY TYPE OF SERVICE  
BY MONTH FOR FISCAL YEAR 1979

Type of Service	July	August	September	October	November	December	January	February	March	April	May	June	TOTAL
Total	511,167	568,552	544,332	619,375	527,272	454,412	627,136	623,810	544,354	577,049	583,920	456,222	6,632,601
Physician Services	73,176	52,163	79,587	71,231	64,196	73,501	78,348	80,097	82,636	85,694	91,628	45,638	877,895
Physician Crossover	39,877	35,952	45,922	37,950	34,402	34,721	50,112	41,881	49,286	1,852	75,027	36,953	483,935
Inpatient Hospital	5,703	5,341	4,704	5,871	6,575	4,722	5,951	5,662	5,693	5,399	6,576	2,886	65,083
Outpatient Hospital	14,119	15,598	14,861	14,029	15,987	13,004	15,984	15,628	15,153	18,939	15,320	11,119	179,741
Hospital Crossovers	11,804	14,214	10,735	13,146	11,848	11,725	10,989	11,521	12,363	7,183	11,403	23,740	150,671
Skilled Nursing Homes	7,428	7,247	7,591	7,425	7,912	7,082	7,435	7,206	7,280	7,688	7,307	6,709	88,310
Drugs	334,041	398,978	352,769	433,865	355,684	278,578	423,084	430,068	340,618	410,613	335,289	298,760	4,392,347
Home Health Services	264	549	412	600	347	422	377	348	514	515	457	425	5,230
Home Health Crossovers	143	196	106	103	39	129	173	322	533	236	122	247	2,349
Dental Services	4,481	6,136	4,903	5,995	8,447	5,871	8,555	7,324	6,519	6,613	11,776	3,864	80,484
Eyeglasses	57	50	48	48	54	49	59	77	43	22	175	86	768
Emergency Ambulance	775	789	929	856	891	835	1,177	968	1,014	590	1,020	803	10,647
ICF - MR	613	658	828	909	743	759	739	811	769	1,171	761	772	9,553
Intermediate Care Faci.	2,205	2,007	2,352	2,279	2,607	2,418	2,767	2,786	2,784	3,165	3,341	2,864	31,575
Family Planning-Medical	1,751	1,908	1,052	3,963	1,986	2,490	2,465	2,197	3,355	2,698	3,096	1,214	28,175
Family Planning-Drugs	4,558	6,545	5,496	7,297	5,213	4,897	7,005	6,241	5,382	6,837	6,860	5,866	72,197
Periodic Screening	4,938	10,200	6,537	7,626	5,146	7,996	5,876	4,599	4,455	11,487	5,511	11,010	85,381
EPSDT Dental	3,846	3,628	4,405	3,969	3,954	3,902	4,889	4,843	4,781	4,894	5,853	3,057	52,021
EPSDT Eyeglasses	866	1,055	706	1,999	988	1,113	965	1,014	1,135	1,391	2,315	183	13,730
EPSDT Hearing Aids	6	29	40	28	19	22	24	39	0	17	50	15	289
SNH Pre-Evaluation	516	309	349	186	234	176	162	178	41	45	13	11	2,220

**EXPENDITURES**  
**EXPENDITURES BY TYPE OF SERVICE**

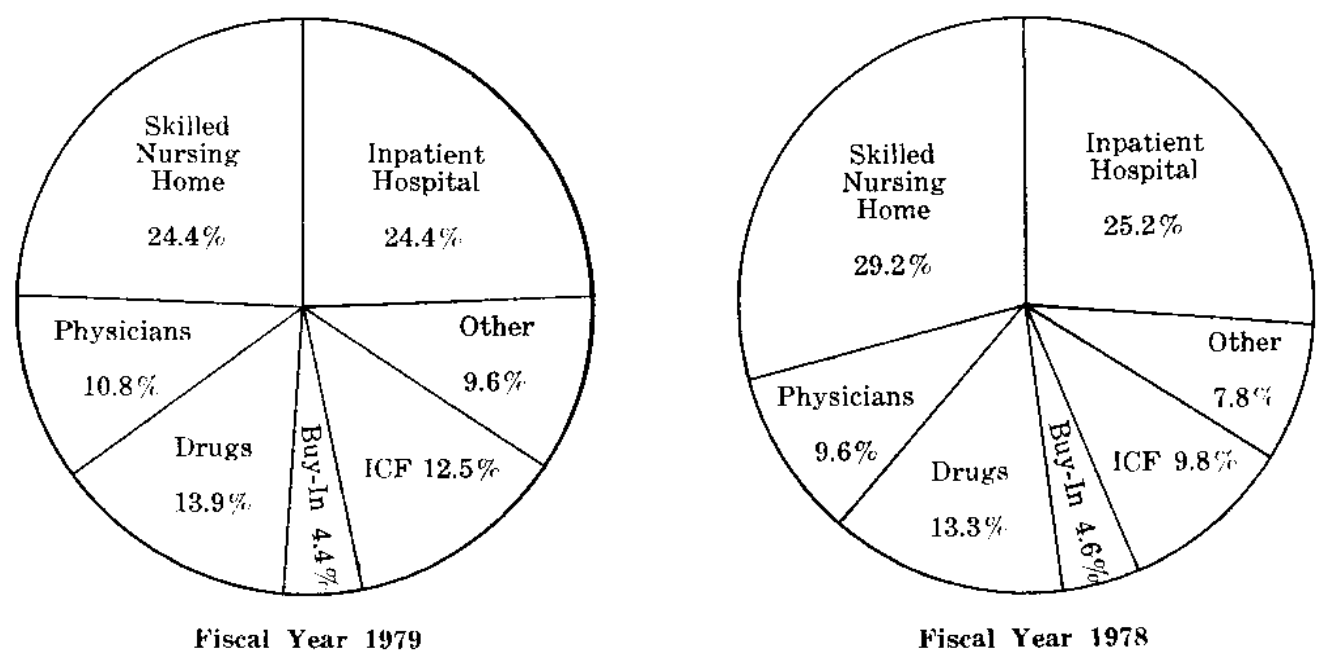
Total medical expenditures for Fiscal Year 1979 amounted to \$198,729,437. This was an increase of \$26,780,360 over Fiscal 1978, and represented a lower rate of increase, 15.57 percent, than the 28.3 percent in the previous fiscal year.

The medical service which accounted for the largest expenditures were Skilled Nursing Home Services with \$48,576,135, and Inpatient Hospital Services with \$48,559,613. Combined, these two services accounted for slightly less than one-half of each Medicaid service dollar spent. Drugs remained third in total funds expended with \$27,710,287.

Chart 2 compares the percentage distribution of expenditures for the major medical services during Fiscal 1978 and 1979. Drugs shows a increase in the percentage distribution in the chart. In actual dollars spent, however, Drugs increased \$3,985,723. Other relevant factors were the changes in drugs covered and the restrictions on prescription refill.

Table 9 shows the actual amount spent in each medical service with the percent increase or (decrease), and Table 10 gives the average spent per recipient in each service. In Table 10, the total expenditures for Buy-In, Part B Medicare has been separated into (a) the amount paid for the average number of monthly premiums, i.e., recipients, and (b) the amount paid for the 21,023 persons accreted to the Buy-In billing list during the year. Whereas the monthly premium cost is 8.20 per month, the average back charges for Fiscal Year 1979 accretions amounted to 74.54. Section 1843 of Title XVIII, the Social Security Act, allows for back premium payments when necessary for the individuals' correct coverage period.

**CHART 2**



**PERCENTAGE DISTRIBUTION OF EXPENDITURES BY TYPE OF SERVICE  
FOR FISCAL YEAR 1978 AND FISCAL YEAR 1979**

**TABLE 9**  
**EXPENDITURES FOR MEDICAL SERVICES BY TYPE OF SERVICE**  
**FOR FISCAL YEAR 1978 AND FISCAL YEAR 1979**

Type of Service	Fiscal Year 1979 Expenditures	Fiscal Year 1978 Expenditures	Percent of Increase or (Decrease)
Total	\$198,729,437	\$171,949,077	15.57
Inpatient Hospital	48,559,613	43,339,062	12.05
Outpatient Hospital	5,957,316	5,143,553	15.82
Laboratory & X-Ray	389,636	285,401	36.52
Skilled Nursing Home	48,576,135	50,158,723	( 3.16)
Physicians	21,387,102	16,457,626	29.95
EPSDT	5,631,439	4,539,740	24.05
Home Health	571,571	400,453	42.73
Emergency Ambulance	343,913	336,339	2.25
Prescribed Drugs	27,710,287	23,724,564	• 16.80
Dental Care	4,420,171	1,472,742	200.13
Eyeglasses	48,149	38,768	24.20
Intermediate Care Facility	24,887,496	16,934,982	46.96
Family Planning	1,508,005	1,199,053	25.77
Buy-In, Part B Medicare	8,737,702	7,918,071	10.35
Clinic Services	902	—0—	100.00

**TABLE 10**  
**EXPENDITURES FOR MEDICAL SERVICES BY TYPE OF SERVICE**  
**NUMBER OF RECIPIENTS FOR EACH SERVICE, AND**  
**AVERAGE SPENT PER RECIPIENT FOR FISCAL YEAR 1979**

Type of Service	Total Expenditures	Number of Recipients	Average Spent per Recipient
Total	\$198,729,437	296,461	\$ 670.34
Inpatient Hospital	48,559,613	63,519	764.49
Outpatient Hospital	5,957,316	105,614	56.41
Laboratory & X-Ray	389,636	22,864	17.04
Skilled Nursing Home	48,576,135	9,550	5,086.51
Physicians	21,387,102	243,228	87.93
EPSDT <sup>1</sup>	5,631,439	143,348	39.29
Home Health	571,571	2,573	222.14
Emergency Ambulance <sup>2</sup>	343,913	10,151	33.88
Prescribed Drugs	27,710,287	245,621	112.82
Dental Care	4,420,171	52,165	84.73
Eyeglasses	48,149	637	75.59
Intermediate Care Facility	24,887,496	4,734	5,257.18
Family Planning	1,508,005	27,683	54.47
Buy-In, Part B Medicare (a) <sup>3</sup>	5,951,650	60,484	98.40
Buy-In Part B Medicare (b) <sup>4</sup>	2,786,052	21,023	74.54
Clinic Services	902	51	17.69

<sup>1</sup>Only persons under 21 years of age are eligible, paid claims not number of recipients.

<sup>2</sup>Number of Ambulance Services paid claims, not number of recipients.

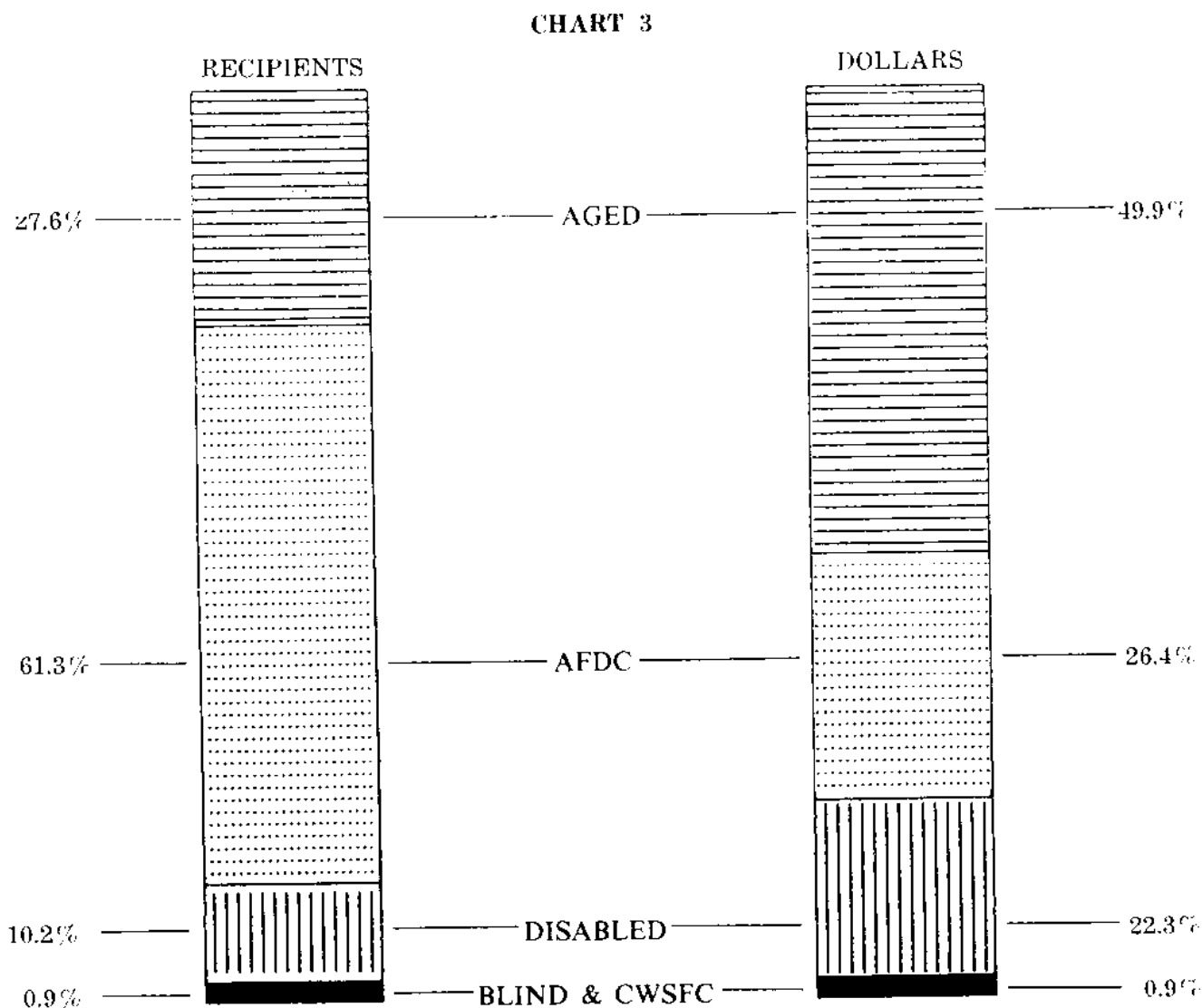
<sup>3</sup>Average number of monthly Buy-In premiums paid.

<sup>4</sup>Total number of Fiscal 1979 Accretions with back premium charges.

## EXPENDITURES BY PROGRAM CATEGORY OF ELIGIBILITY

About half of the total expenditures for medical services in Fiscal Year 1979 was spent for the Aged Category. While only 27.6 percent were in the Aged Category, the expenditures for these persons amounted to 49.9 percent of the total. Over \$52 million were paid for nursing care and drugs, approximately \$8 million for Buy-In, Part B premiums, and another \$6 million for physician's services for the Medicaid elderly persons. All programs categories increased in both total expenditures and the average cost per recipient person during Fiscal Year 1979.

A comparison of the expenditures of each program category is presented graphically in Chart 3. In Table 11, these amounts are shown with the average cost per recipient. Table 12 lists the medical services expenditures which exceeded one million dollars in the year. EPSDT benefits are only provided for individuals through age 20; and Buy-In, Part B premiums are paid only for those eligible persons age 65 or who otherwise qualify for care.



MISSISSIPPI MEDICAID COMMISSION  
 RECIPIENTS AND DOLLARS SPENT BY PROGRAM CATEGORY  
 FISCAL YEAR 1979



TABLE 11

TOTAL EXPENDITURES FOR MEDICAL SERVICES, TOTAL NUMBER  
OF RECIPIENTS, AVERAGE SPENT PER RECIPIENT, AND PERCENTAGE  
BY PROGRAM CATEGORY FOR FISCAL YEAR 1979

Program Category	Expenditures	Percent of Total	Total No. Recipient	Percent of Total	Average Per Recipient
Total	198,729,437	100.0	296,461	100.0	\$ 670.34
Aged	99,165,989	49.9	81,869	27.6	1,211.28
Blind	1,391,106	.7	1,485	0.5	936.77
Disabled	45,310,312	22.8	30,347	10.2	1,493.07
AFDC Children	30,206,874	15.2	136,810	46.1	220.79
AFDC Adults	22,257,697	11.2	44,951	15.2	495.15
CWS Foster Care	397,459	.2	999	0.2	397.86

TABLE 12

EXPENDITURES FOR MAJOR MEDICAL SERVICES  
BY PROGRAM CATEGORY FOR FISCAL YEAR 1979

Type of Service	Total	Aged	Blind	Disabled	AFDC Children	AFDC Adults	CWS Foster Care
Inpatient Hospital	\$48,559,613	\$19,812,322	\$281,646	\$7,468,468	\$11,916,673	\$8,978,672	\$101,832
Outpatient Hospital	5,957,316	1,619,198	30,382	693,432	2,534,838	1,062,189	17,277
Skilled Nsg. Home	48,576,135	43,475,641	194,305	4,580,730	233,165	92,294	
Physicians	21,387,102	6,176,595	111,213	2,301,252	9,303,389	3,426,214	68,439
EPSDT	5,631,439				5,271,027		360,412
Prescribed Drugs	27,710,287	8,598,502	152,407	3,117,407	11,388,928	4,378,225	74,818
Dental Care	4,420,171	674,518	23,869	475,610	2,129,638	1,103,717	12,819
Intermediate Care	24,887,496	17,727,363	151,814	6,376,176	599,789	19,910	12,444
Buy-In, Part B.	8,737,702	8,312,176		425,526			

**PAYMENTS MADE TO PROVIDERS BY COUNTY**

The total paid to providers of medical services is shown for each county in Table 13. The recipients served by the providers during Fiscal Year 1979 were not necessarily residents of that county, but the providers were. The County data given consists of the total number of providers within each county to whom payments for medical services were made; the total number of Medicaid persons served by those providers; and the total payments made to those providers.

**TABLE 13**  
**TOTAL NUMBER OF MEDICAID PROVIDERS, NUMBER RECIPIENTS**  
**SERVED WITHIN COUNTY AND TOTAL PAYMENTS TO PROVIDERS**  
**BY COUNTY FOR FISCAL YEAR 1979**

County	County Providers	Recipients Served	Total Payments
ADAMS	104	24,580	\$ 3,780,417.17
ALCORN	56	5,255	1,588,637.85
AMITE	15	2,203	115,453.69
ATTALA	29	5,653	619,001.55
BENTON	3	22	868.68
BOLIVAR	82	47,371	5,412,584.00
CALHOUN	26	7,663	997,044.10
CARROLL	10	2,598	155,255.98
CHICKASAW	40	9,209	1,507,509.93
CHOCTAW	11	4,118	635,465.10
CLAIBORNE	10	6,052	454,217.28
CLARKE	19	6,517	1,502,192.60
CLAY	25	7,974	1,357,494.30
COAHOMA	67	33,359	4,166,496.95
COPIAH	33	14,427	1,309,881.44
COVINGTON	23	7,712	1,327,283.46
DESOTO	28	9,305	1,449,726.44
FORREST	196	37,931	7,966,654.72
FRANKLIN	17	5,040	847,794.10
GEORGE	22	5,272	927,383.27
GREENE	14	2,739	659,986.50
GRENADA	44	14,185	2,509,818.04
HANCOCK	27	4,579	876,622.13
HARRISON	265	34,707	6,632,582.81
HINDS	845	255,371	30,667,892.14
HOLMES	35	28,969	2,043,104.44
HUMPHREYS	25	19,544	1,534,888.18
ISSAQUENA	0	0	0
ITAWAMBA	22	4,398	1,353,048.01
JACKSON	130	10,196	2,763,229.40
JASPER	21	11,234	1,141,990.91
JEFFERSON	24	8,489	1,278,940.91
JEFFERSON DAVIS	14	8,144	808,866.00
JONES	128	24,993	5,823,132.96

TABLE 13 (Continued)

County	County Providers	Recipients Served	Total Payments
KEMPER	10	3,224	\$ 232,026.52
LAFAYETTE	74	7,656	3,763,494.37
LAMAR	15	4,877	461,693.08
LAUDERDALE	181	28,277	5,913,648.84
LAWRENCE	12	4,913	1,062,793.89
LEAKE	24	7,787	1,101,042.22
LEE	154	23,627	4,129,517.33
LEFLORE	80	36,596	5,671,809.34
LINCOLN	59	13,681	2,592,280.75
LOWNDES	81	15,315	2,311,031.63
MADISON	48	23,483	3,130,587.16
MARION	33	8,111	1,909,337.43
MARSHALL	29	15,443	1,987,308.72
MONROE	56	14,687	2,828,964.87
MONTGOMERY	22	10,592	1,641,732.10
NESHOBA	30	8,587	1,479,847.33
NEWTON	29	6,669	1,632,216.45
NOXUBEE	15	9,821	1,066,068.45
OKTIBBEHA	57	16,351	3,591,778.75
PANOLA	46	16,201	1,920,359.53
PEARL RIVER	52	11,518	2,431,547.26
PERRY	14	5,509	484,088.81
PIKE	83	24,414	3,093,986.57
PONTOTOC	27	6,150	1,307,116.82
PRENTISS	23	5,618	1,567,113.20
QUITMAN	14	8,478	558,364.34
RANKIN	67	7,356	3,314,722.99
SCOTT	28	8,459	1,387,147.72
SHARKEY	10	6,986	505,275.49
SIMPSON	43	9,937	2,783,071.12
SMITH	15	4,661	477,189.30
STONE	13	2,885	1,025,495.06
SUNFLOWER	45	21,032	2,564,524.21
TALLAHATCHIE	22	12,203	1,119,818.09
TATE	33	11,116	1,417,672.07
TIPPAH	30	10,498	2,747,021.47
TISHOMINGO	29	4,912	717,262.98
TUNICA	14	7,391	472,339.76
UNION	34	7,143	1,251,974.14
WALTHALL	21	10,399	1,386,797.02
WARREN	133	21,254	3,272,789.50
WASHINGTON	131	40,876	5,768,783.89
WAYNE	24	10,572	1,351,448.50
WEBSTER	14	5,681	844,134.23
WILKINSON	24	8,024	854,183.37
WINSTON	28	9,652	1,781,899.58
YALOBUSHA	21	5,038	858,604.36
YAZOO	27	13,156	2,088,825.43

**PAYMENTS FOR RECIPIENTS BY COUNTY OF RESIDENCE**

Table 14 gives the recipients count and the amount expended on their behalf. Recipients are listed by the county of residence and are unduplicated only within each county, not within the State. Medicaid recipients who resided in more than one county during the year are therefore included more than one time in the table.

**TABLE 14  
NUMBER OF RECIPIENTS BY COUNTY OF RESIDENCE AND  
AMOUNT OF EXPENDITURES ON THEIR BEHALF FOR FISCAL YEAR 1979**

County	Recipients	Expenditures	County	Recipients	Expenditures
Adams	5,597	\$ 3,546,507.83	LeFlore	8,733	\$ 5,199,914.21
Alcorn	2,349	1,953,573.36	Lincoln	3,297	3,080,071.12
Amite	1,483	639,558.35	Lowndes	5,778	2,662,761.20
Attala	2,545	1,559,123.59	Madison	6,899	3,892,795.58
Benton	1,107	423,144.79	Marion	3,054	2,474,549.97
Bolivar	11,162	5,236,878.45	Marshall	4,987	2,308,689.26
Calhoun	1,943	1,228,729.65	Monroe	3,824	2,881,884.41
Carroll	1,603	626,140.11	Montgomery	3,015	1,916,082.19
Chickasaw	2,226	1,655,304.84	Neshoba	2,652	2,246,823.78
Choctaw	1,524	872,822.03	Newton	1,986	1,697,925.42
Claiborne	2,124	744,012.85	Noxubee	3,130	1,210,597.11
Clarke	2,181	1,742,256.32	Oktibbeha	4,446	3,471,749.07
Clay	3,043	1,536,270.76	Panola	4,324	2,051,074.17
Coahoma	8,731	4,797,623.57	Pearl River	3,303	2,978,947.30
Copiah	4,001	1,896,444.92	Perry	1,539	717,354.82
Covington	2,402	1,672,123.45	Pike	5,285	3,799,176.30
DeSoto	3,142	1,590,039.75	Pontotoc	1,996	1,681,009.44
Forrest	5,628	5,876,296.26	Prentiss	2,154	1,959,680.02
Franklin	1,323	939,830.78	Quitman	2,492	966,881.69
George	1,226	995,256.11	Rankin	2,315	3,975,893.24
Greene	1,003	885,880.15	Scott	2,819	1,864,827.75
Grenada	3,123	2,267,486.84	Sharkey	2,118	745,674.83
Hancock	1,725	1,226,144.12	Simpson	2,395	2,619,341.72
Harrison	9,640	6,676,081.29	Smith	1,528	958,475.07
Hinds	29,783	16,479,857.81	Stone	871	1,108,666.28
Holmes	7,927	3,084,989.45	Sunflower	6,652	3,070,494.87
Humphreys	3,686	1,314,928.87	Tallahatchie	4,211	1,857,177.57
Issaquena	504	156,292.17	Tate	3,167	1,969,175.34
Itawamba	1,429	1,560,049.12	Tippah	2,371	2,063,516.79
Jackson	3,605	2,927,485.03	Tishomingo	1,224	712,554.11
Jasper	2,573	1,490,578.68	Tunica	2,585	833,444.33
Jefferson	2,627	1,049,362.40	Union	1,892	1,254,624.47
Jeff Davis	2,640	1,774,376.92	Walthall	2,748	1,970,946.20
Jones	5,366	5,453,917.40	Warren	5,539	3,383,458.80
Kemper	1,223	494,224.52	Washington	12,440	5,873,857.18
Lafayette	2,305	2,496,719.92	Wayne	2,961	1,735,358.68
Lamar	1,910	983,487.27	Webster	1,467	988,553.61
Lauderdale	7,987	5,855,300.45	Wilkinson	2,108	864,650.96
Lawrence	1,589	1,232,923.43	Winston	3,165	2,070,487.89
Leake	2,739	1,712,732.38	Yalobusha	1,841	1,403,208.86
Lee	4,090	3,005,760.84	Yazoo	5,279	2,791,350.17

TABLE 15

AMOUNT OF MEDICAID PAYMENTS MADE TO STATE HEALTH AGENCIES AND INSTITUTIONS BY SOURCE OF FUNDS FOR FISCAL YEAR 1979

Name of Agency or Institution	Total Amount of Payment	From Federal Funds	From State Funds
Total	\$18,677,779	\$14,546,433	\$4,131,346
East Mississippi State Nursing Home	\$ 1,671,003	\$ 1,304,886	\$ 366,117
Ellisville State School	2,166,647	1,652,890	513,757
Kuhn Memorial Hospital	306,591	239,417	67,174
Matty Hersee Hospital	520,832	406,718	114,114
Natchez Charity Hospital	198,981	155,384	43,597
South Mississippi State Hospital	211,766	165,368	46,398
Mississippi Crippled Children's Center	113,405	88,558	24,847
North Mississippi Retardation Center	299,233	233,671	65,562
State Board of Health	2,584,390	2,018,150	566,240
University Medical Center	8,125,523	6,345,221	1,780,302
South Mississippi Retardation Center	164,373	128,359	36,014
Mississippi State Hospital - N. H. (Whitfield)	2,315,035	1,807,811	507,224

SERVICES  
PHYSICIANS' SERVICES

During Fiscal Year 1979, a total of 2,983 physicians participated in the Medicaid Program. This included 2,167 Mississippi physicians and 816 out-of-state physicians. Medical services rendered or ordered by all participating physicians for Medicaid recipients included:

- 451,015 laboratory procedures
- 202,147 injections
- 100,379 radiology procedures
- 45,759 surgical procedures

Approximately 243,228 individuals were recipients of Physicians' Service. Of the total number of recipients who utilized one or more of the services, 82 percent were for Physician Services. See Table 16.

TABLE 16

TOTAL NUMBER OF RECIPIENTS, NUMBER OF RECIPIENTS ACTUALLY UTILIZING THE SERVICE, BY PROGRAM CATEGORY FOR FISCAL YEAR 1979

Program Category	Total Number of Recipients	Recipients Using Service	Percent of Total
Total	296,461	243,228	82.0
Aged	81,869	70,248	85.8
Blind	1,485	1,271	85.6
Disabled	30,347	26,178	86.3
AFDC Children	136,810	105,809	77.3
AFDC Adults	44,951	38,961	86.7
CWS Foster Care	999	761	76.2

During Fiscal 1979, \$21,387,102 were expended for Physicians' Services in addition to the \$8,737,702 paid for Part B Premiums under Medicare. Distribution by program categories shows the Aged Category with 25.3 percent of the total expenditures. A large part of the \$5,410,937 in this group was for deductible and coinsurance payments under Part B of Medicare. The children in the Aid to Families with Dependent Children who received physicians' care accounted for 29.6 of the total money paid. This actually represents an increase of 3.8 percentage points from Fiscal 1978. In Table 17, expenditures are shown for the program categories.

**TABLE 17**  
**AMOUNT OF EXPENDITURES WITH PERCENTAGE DISTRIBUTION**  
**FOR PHYSICIANS' SERVICES BY PROGRAM CATEGORY**  
**FOR FISCAL YEAR 1979**

Program Category	Expenditures	Percent
Total	\$21,387,102	100.0
Aged	5,410,937	25.3
Blind	171,097	.8
Disabled	4,448,517	20.8
AFDC Children	6,330,582	29.6
AFDC Adults	4,983,195	23.3
CWS Foster Care	42,774	.2

When the persons over 64 years of age who are caretaker relatives and covered under the Aid to Families with Dependent Children (AFDC) Category are added to those in the Aged Category, the expenditures for this age group represent 28.2 percent of the total. However, the largest amount expended, by age groups, was for the recipients ages 6-20.

**TABLE 18**  
**AMOUNT OF EXPENDITURES WITH PERCENTAGE DISTRIBUTION**  
**FOR PHYSICIANS' SERVICES BY AGE ROUPS**  
**FOR FISCAL YEAR 1979**

Age in Years	Expenditures	Percent
Total	\$21,387,102	100.0
Under 6	2,951,420	13.8
6 - 20	7,057,437	33.0
21 - 64	5,346,776	25.0
Over 64	6,031,469	28.2

There were slightly more than one million physicians' visits during Fiscal Year 1979. The average number of visits per recipient ranged from a low of 3.2 to a high of 9.1. In Table 19, the average number and the total number of visits for each program category are given. In Table 20, physician visits are shown by the place of visit.

**TABLE 19**  
**NUMBER OF PHYSICIANS' VISITS, AVERAGE NUMBER OF VISITS PER RECIPIENT**  
**BY PROGRAM CATEGORY FOR FISCAL YEAR 1979**

Program Category <sup>1</sup>	Number of Physicians' Visits	Number of Recipients	Average Visits Per Recipient
Blind .....	9,231	1,485	6.2
Disabled .....	277,429	30,347	9.1
AFDC Children .....	433,653	136,810	3.2
AFDC Adults .....	292,059	44,951	6.5
CWS Foster Care .....	3,261	999	3.3

<sup>1</sup>Aged Category omitted since only coinsurance and deductibles are paid for the majority of visits made by persons in the Aged Category.

**TABLE 20**  
**TOTAL NUMBER OF PHYSICIANS VISITS BY PLACE OF VISIT**  
**FOR FISCAL YEAR 1979**

Place of Visit	Number of Visits	Percent
<b>Total</b> .....	<b>1,045,781</b>	<b>100.0</b>
Physician's Office .....	779,760	74.6
Hospital Inpatient .....	226,731	21.7
Hospital Outpatient .....	26,039	2.5
Skilled Nursing Home .....	8,205	0.8
Recipients Home .....	994	0.1
Intermediate Care Home .....	3,976	0.4
Elsewhere .....	76	*
*Less than 0.05%		

## PRESCRIBED DRUGS

Drug recipients numbered 245,621, representing a utilization rate of 82.6 percent. The average number of prescriptions per recipient was 17.3.

Table 21 show the number of prescriptions and the average number of prescriptions per Medicaid drug recipient by program categories in Fiscal Year 1979.

**TABLE 21**  
**NUMBER OF PRESCRIPTIONS, NUMBER OF RECIPIENTS, AND**  
**AVERAGE NUMBER PRESCRIPTIONS PER RECIPIENT**  
**BY PROGRAM CATEGORY FOR FISCAL YEAR 1979**

Program Category	Number of Prescriptions	Percent of Total	Number of Recipients	Percent of Total	Average Rx Per Recipient
Total	4,254,321	100.0	245,621	100.0	17.3
Aged .....	2,300,557	54.0	76,208	31.0	30.2
Blind .....	33,306	0.8	1,345	0.5	24.8
Disabled .....	864,152	20.3	27,635	11.3	31.3
AFDC Children	563,779	13.3	100,950	41.1	5.6
AFDC Adults	489,291	11.5	38,828	15.8	12.6
CWS Foster Care...	3,236	0.1	655	0.3	4.9



## NURSING HOME SERVICES

Medicaid nursing home patients are classified as needing skilled care, intermediate care or special care for the mentally retarded. Nursing homes are certified to render one or more of the above levels of care and are designated as Skilled Nursing Homes, Dual Nursing Homes, Intermediate Nursing Homes and Intermediate Nursing Homes for the Mentally Retarded. A Dual Nursing Home cares for both skilled and intermediate patients and complies with Federal Regulations governing both levels of care.

During Fiscal Year 1979, Skilled and Dual nursing homes rendered 2,468,513 days of care to 9,550 Medicaid patients. The total Medicaid cost of the care was \$48,576,135 which averages out to \$19.68 per day for patients in skilled and or dual homes.

The maximum class rates for skilled and dual homes during Fiscal Year 1979 were as follows:

### Changes in Per Diem Rates for Nursing Homes

(Maximum Class Rates)

Dates	SNF-HB	SNF-FS	Dual	ICF	ICF-MR	Percentile
1-1-79/6-30-79	\$33.91	\$26.19	\$25.01	\$21.75*	\$37.65	80th
7-1-79/6-30-80	\$33.78	\$25.51	\$25.00	\$21.45	\$35.35	60th

\*Reduced to \$21.53 per Federal disallowance.

The difference between the average Medicaid payment (19.68) and the above rates is due to the application of Medicaid Income to the nursing home bill. Basically, Medicaid Income consists of all of a patient's income above \$41.50 and their income must be applied to the nursing home bill. The Medicaid payment is reduced by the amount of Medicaid Income.

Intermediate nursing homes rendered 881,188 days of care to 3,858 Medicaid patients. The total Medicaid cost of the care was \$16,741,819 which averages out to \$19.00 per day for patients in intermediate care nursing homes.

The reasons for the difference between the average Medicaid payment (\$19.00) and the above rates are the same as for the skilled and dual homes.

Intermediate nursing homes for the mentally retarded rendered 266,805 days of care to 876 Medicaid patients. The total cost to the Medicaid program was \$8,145,677 which averages out to \$30.53 per day for patients in intermediate care nursing homes for the mentally retarded.

Over all the Nursing Home Program provided 3,616,506 days of care to 14,284 Medicaid patients at a cost of \$73,463,631 to the Medicaid program. Payment were made to a total of 123 Skilled and Dual Homes, 95 Intermediate Homes and 8 Intermediate Homes for the Mentally Retarded.

TABLE 22

NUMBER OF RECIPIENTS AND NUMBER OF DAYS OF CARE FOR NURSING  
HOME FACILITIES BY PROGRAM CATEGORY FOR FISCAL YEAR 1979

Program Category	Skilled & Dual Nursing Homes		Intermediate Care Facilities		Intermediate Care Facilities-MR	
	Recipients	Days of Care	Recipients	Days of Care	Recipients	Days of Care
Total	9,550	2,468,513	3,858	881,188	868	266,805
Aged	8,557	2,216,537	3,303	750,559	61	22,924
Blind	38	10,615	15	2,837	14	3,685
Disabled	901	227,440	507	123,126	706	217,494
AFDC Children	46	12,555	32	4,550	81	21,639
AFDC Adults	8	1,366	0	0	4	791
CWS Foster Care	0		1	116	2	272

INPATIENT HOSPITAL SERVICES

During Fiscal Year 1979, there were 55,477 hospital discharges with 324,133 days of inpatient hospital care covered by Medicaid. The average length of stay was 5.8 days, a decrease of 0.2 from the previous year. For the relatively small number of persons covered in the Aged category who do not qualify for Part A of Medicare, Medicaid pays for their hospital services. Elderly recipients had the longest average length of stay for each period of hospitalization. Table 23 shows the number of recipients of Inpatient Hospital Services benefits with the number of discharges and days of care during Fiscal Year 1979. Those persons who have hospital coverage under Part A of Medicare are not included in the table. Medicaid paid their hospital deductible charges which amounted to \$4,395,626 during the fiscal year.

A total of 180 hospitals participated in the Medicaid Program including 123 Mississippi hospitals and 57 out-of-state hospitals.

TABLE 23

NUMBER OF RECIPIENTS, NUMBER OF DISCHARGES, TOTAL DAYS OF  
HOSPITAL CARE AND AVERAGE LENGTH OF STAY FOR MEDICAID RECIPIENTS  
BY PROGRAM CATEGORY FOR FISCAL YEAR 1979

Program Category	Number of Recipient*	Number of Discharges	Days of Care	Avg. Hosp. Length of Stay
Total	38,173	55,477	324,133	5.8
Aged	2,822	4,599	41,529	9.0
Blind	281	427	3,204	7.5
Disabled	7,872	14,687	116,895	8.0
AFDC Children	15,477	19,369	85,063	4.4
AFDC Adults	11,587	16,224	76,462	4.7
CWS Foster	134	171	980	5.7

\*Not included are Medicaid recipients covered under Part A of Medicare

## OUTPATIENT HOSPITAL SERVICES

A total of 173,532 outpatient hospital visits was provided to 105,014 recipients during Fiscal Year 1979. The average of 1.7 visits per out-patient recipient shows a slightly increase from the previous average number in Fiscal 1978, however, expenditures for Outpatient Hospital Services rose from \$5,143,553 in Fiscal 1978 to \$6,029,468 in Fiscal 1979, representing a 17.22 percent increase.

Outpatient visits were made to 175 different hospitals, 121 in-state and 54 out-of-state during the fiscal year.

## DENTAL SERVICES

Limited dental care was provided to 52,165 persons during Fiscal Year 1979 with expenditures amounting to \$4,420,171. A total of 156,401 procedures (primarily extractions) was provided at an average cost of \$28.69 per procedure. This represents an increase over last year's cost per procedure due to the inclusion of the denture program.

A total of 473 in-state dentists and 16 out-of-state dentists participated in the program during the fiscal year.

## FAMILY PLANNING SERVICES

Expenditures for Family Planning Services amounted to \$1,508,005 in Fiscal Year 1979 with the Federal government paying 90 percent and Mississippi paying 10 percent of the total. Payments were made to private physicians, pharmacies, and family planning clinics located throughout the state. A total of 27,683 different persons received Family Planning Services during the year. 17,689 persons receiving medical care and 19,076 persons receiving family planning drugs.

## EARLY AND PERIODIC SCREENING, DIAGNOSIS AND TREATMENT SERVICES

The Early and Periodic Screening, Diagnosis and Treatment Services (EPSDT) furnishes a unique opportunity for providing health care to the Medical eligible children of Mississippi. This program requires the screening of children 21 years of age and under for physical, mental and developmental defects and provides for the necessary health care to correct or ameliorate those defects. Treatment for visual, hearing and dental problems is also provided. Thus, EPSDT introduces eligible children into the health care system and makes services available before health problems become chronic and expensive to treat.

Good health is not the only factor for the development of a productive adult who is independent of public assistance. However, poverty and untreated health defects often lead to dependency and the perpetuation of the welfare cycle. A DHEW estimate of an individual cost of \$200,000 for a life-time welfare recipient makes the importance of the EPSDT program significant.

During Fiscal Year 1979, a total of 83,447 children received screening services. Among those screened, 71,734 children, or 85.9 percent, were found to have at least one abnormal condition. Referrals for follow-up care are as follows:

70,402	Dental
11,892	Vision
982	Hearing
43,067	Other Problems

Such significant figures pointedly illustrate the merits of Early and Periodic Screening, Diagnosis and Treatment Services for the children of Mississippi.

## APPENDIX

Section 43-13-127 of the Mississippi Code 1972 requires a listing of hospitals and nursing homes to whom payments in excess of \$25,000 were made, and all other providers to whom payments in excess of \$10,000 were made. The following is a list of the providers receiving in excess of the specified amounts for Fiscal Year 1979.

### ADAMS COUNTY

Glenburney Nursing Home	693,707.13
Oakwood Lodge of Natchez	547,264.07
Jefferson Davis Memorial	525,828.48
Trace Haven Nursing Home	350,263.76
Natchez Community Hospital	335,960.90
Natchez Charity Hospital Emg.	198,980.87
E. J. Flechas, M.D.	75,738.13
Gilbert Rexall Drug Store	67,579.06
Wilson Drug Store	54,690.90
Natchez Super Drugs #2	52,644.18
J. R. Todd, Jr., M.D.	51,741.60
Medical Arts Pharmacy	47,528.72
Judson Lloyd, M.D.	37,615.27
Charles B. Gross, DDS	37,326.00
Benny A. Wright, DDS	37,163.20
Dempsey T. Amacker, M.D.	36,422.36
Pickle Rexall Drug Store	35,601.88
Jerry W. Iles, M.D.	26,968.01
Morgantown Pharmacy	26,407.25
Homer A. Whittington, M.D.	25,823.52
Mable T. Garner, M.D.	25,782.02
Haneys Drugs	24,765.87
John R. Watts, DDS	20,972.00
Katz and Besthoff #281	19,467.23
Thomas L. Purvis, Jr., M.D.	19,082.76
Oakwood Nursing Home Phar.	18,405.51
Howard Medi Save Pharmacy	17,188.54
Todd Clinical Pharmacy	16,298.06
D. H. Mutziger, M.D.	16,295.17
Paul A. Doherty, O.D.	15,458.33
Louis C. Lehmann, M.D.	15,185.50
James R. Todd, Jr., M.D.	14,128.05
Lee George Campbell, D.D.S.	12,942.60
Lessleys Pharmacy, Inc.	12,723.31
Wm. E. Godfrey, II, M.D.	11,912.80
Edward L. Gaudet, D.D.S.	11,203.00
G. Swink Hicks, M.D.	10,939.02
Alton R. Perry, Sr., M.D.	10,321.00
Donald E. Killelea, M.D.	10,028.20

### ALCORN COUNTY

Care Inn	626,675.58
Whitfield Nursing Home	298,135.10
Magnolia Hospital	247,348.60
Wilson Drug Company	66,723.90
Whitfield Pharmacy	51,753.34
C. Spencer Lee, D.D.S.	35,545.60
Smith Drug Company	27,396.46
Connors Drug Store	25,624.12
Magnolia Pharmacy	25,001.60
James Bennett Apothecary	23,577.57
Rieger Gibson Pharmacy	16,982.96

Robertson Drug Co.	16,094.59
Roy C. Wigginton, M.D.	13,714.48
Alcorn Pharmacy, Inc.	12,740.65
Super D Drug Store #17	12,459.21

### AMITE COUNTY

Liberty Drug Store	45,438.92
P and S Pharmacy, Inc.	22,272.42
Albert R. Lee, M.D.	12,812.42
James S. Poole, M.D.	10,557.79

### ATTALA COUNTY

Attala Souty Nursing Home	811,811.10
Montfort Jones Mem. Hosp.	135,155.65
Sullivans Discount Drugs	70,924.91
Pickles Drug Store	58,489.59
Boyds Drug Store, Inc.	44,783.87
John Moody Burge, Jr., D.D.S.	38,799.40
James D. Neaves, D.D.S.	28,898.00
City Drug Store	21,256.72
William Martin Myers, D.D.S.	18,641.00
Rea's Attala Discount Drugs	16,688.60
Paul E. Mink, M.D.	12,877.31
Richard C. Godfrey, D.D.S.	11,021.00
A. Coleman Pickle, M.D.	10,117.92
R. N. Gilliland, M.D.	10,000.15

### EAST BOLIVAR COUNTY

Bolivar County Hospital	1,005,416.61
Shelby Drug Company	713,237.69
Care Inn	499,269.48
Oak Grove Rest Home	365,021.93
Haire Drug Center	306,634.88
Robert C. Tibbs, II, M.D.	222,250.28
Kelly Buckley-Buckley Pharm.	218,413.56
J. E. Warrington, M.D.	180,275.42
Bolivar County S.N.F.	167,734.91
Richard Waller, M.D.	152,270.38
Shelby Community Hospital	150,318.87
Medical Arts Pharmacy	107,121.57
Mound Bayou Comm. Hospital	97,369.43
Paul Warrington, M.D.	89,449.46
Donald J. Blackwood, M.D.	78,126.40
R. T. Hollingsworth, M.D.	73,438.49
Merton C. Toler, M.D.	71,762.58
Lewis Drug Store	64,176.40
Delta Drug Store	54,670.79
P. Patel, M.D.	54,046.84
Gene L. Coopwood, D.D.S.	51,584.60

Delta Com. Health Center Pharm.	48,738.27
John T. William, M.D.	45,843.50
Eugene E. Tibbs, M.D.	44,625.67
Carl H. Barbour, D.D.S.	43,487.60
Hugh C. Smith, Jr., D.D.S.	38,460.00
Robert Hollingsworth, M.D.	36,615.60
Simmons Drug Co., Inc.	36,121.71
J. G. Peeler, Jr., M.D.	34,499.69
Arthur W. Lindsey, Jr., M.D.	27,893.98
Lance D. Whaley, M.D.	26,793.88
Paul Discount Drugs	24,661.35
J. Abide, M.D.	23,633.12
James R. Taylor, D.M.D.	21,674.60
Willie B. Lucas, M.D.	20,302.50
Samuel D. Austin, M.D.	19,034.62
John T. Gibson, D.D.S.	18,777.00
G. W. Green, M.D.	18,029.52
Georg W. Green, M.D.	16,869.52
Delta Community H. H. A.	15,903.43
Allen Findley, O.D.	11,766.49
Super D Drugs, #133	11,686.78
L. S. Davidson, M.D.	11,447.26
H. A. Reese, O.D.	11,255.24
William A. Eley, D.D.S.	11,116.00
Robert T. Ragan, D.D.S.	10,049.00

#### CALHOUN COUNTY

Calhoun County Nursing Home	350,114.30
Hillcrest Hospital	126,329.46
Calhoun County Medical Fac.	123,328.63
Thomas P. Waits, D.D.S.	38,330.40
Plunks Pharmacy	34,230.14
Peoples Drug Store	32,106.37
Thomas A. Norman, D.D.S.	31,116.00
G and S Pharmacy	26,866.40
Chandler Drug Company	26,218.57
Logans Discount Drugs	23,781.88
Crockers Pharmacy	22,848.90
Guy Farmer, M.D.	22,677.05
City Discount Drugs	22,026.82
S. Carter Dobbs, D.D.S.	15,819.60
Charles H. Crocker, M.D.	14,592.35
Ruby Griffin, M.D.	14,024.28
Lester D. Webb, M.D.	13,922.71
George A. Riley, Jr., M.D.	13,380.19
Thomas L. Stribling, D.D.S.	11,685.60
Orby L. Hamblin, M.D.	10,590.12

#### CARROLL COUNTY

Montgomery Drugs	49,392.20
Vaiden Drugs	41,007.36
David Meadows, M.D.	24,993.80
Millard S. Costilow, M.D.	18,057.56

#### CHICKASAW COUNTY

Houston Hospital	370,569.27
Shearer Richardson Mem.	311,706.27
Floy Dyer Ext. Care Center	196,419.91
Okolona Comm. Hospital	84,095.33

Estes Walgreen Drugs	61,898.40
Okolona Community S.N.F.	60,176.82
Houston Drug Company	48,419.35
John D. Dyer, M.D.	45,453.09
Joseph H. Shoemaker, M.D.	35,327.72
Herman K. Smith, D.D.S.	32,185.00
Houses Pharmacy	31,730.56
Stewart-Harris, Inc.	30,998.83
S. Morgan-Okolona Drug Co.	28,407.86
Super G. Discount Drugs	24,824.31
Houlka Pharmacy	23,273.50
Roland E. Seigler, M.D.	19,372.01
Joe Carter Nichols	17,011.00
Charles Secreste, M.D.	14,041.08
Philpot Memorial Lab.	12,954.39
R. E. Buckalew, M.D.	10,502.40

#### CHOCTAW COUNTY

Choctaw County S.N.F.	260,841.38
Choctaw County Hospital	90,508.56
Moore Drug Company	71,950.73
Edward Pennington, M.D.	57,722.15
Crowder Drug Store	53,661.07
Hodges Pharmacy	34,076.41
James B. Bryant, D.D.S.	24,378.00
William B. Okelly, M.D.	23,474.04
George Bounds, M.D.	17,388.26

#### CLAIBORNE COUNTY

Claiborne County Hospital	195,949.10
McDaniel Pharmacy	70,256.07
Savrite Drugs, Port Gibson	68,050.85
Roy M. Barnes, M.D.	63,818.12
David M. Segrest, M.D.	39,483.78
E. L. McAmis, M.D.	18,170.90
E. G. Ellis, Jr., D.D.S.	10,692.00

#### CLARKE COUNTY

Archusa Convalescent Center	822,311.55
H. C. Watkins Memorial Hospital	295,690.23
H. J. Fletcher-Hammack Dgst.	93,542.08
Quitman Drugs	67,257.28
Crumbley Drug Store	49,853.14
James C. Graham, M.D.	31,416.98
John O. Massey ( D.D.S.	26,946.00
Walter D. Gunn, M.D.	26,540.91
Samuel Marcus Allen, M.D.	20,405.42
Medicare Service and Supply	15,637.54
Everitt Discount Drugs	10,124.13

#### CLAY COUNTY

Care Inn	420,956.16
Crestwood Manor	328,536.43
Ivy Memorial Hospital	220,327.84
Rose Drug Company, Inc.	106,530.90
Charles J. Nail, Jr., D.D.S.	75,873.40
Robert T. Lott, M.D.	74,263.40

Gibson Pharmacy .....	30,173.38
Plaza Drug Company .....	20,574.12
Harvey L. Flowers, M.D. ....	16,958.89
H. D. Posey, D.D.S. ....	13,690.00

### COAHOMA COUNTY

Delta Manor Nrsg. Center .....	1,421,348.17
Northwest Miss. Reg. Med. Center .....	1,376,992.77
Julius L. Levy, M.D. ....	116,312.71
R. Ted Roberts, D.D.S. ....	106,484.60
Haggard Drug Store, Inc. ....	105,435.84
Edgar W. Turner, D.D.S. ....	75,144.20
Henry A. McCrory, M.D. ....	73,888.65
Henderson Rexall Drugs .....	72,456.54
Donald R. Ellis, M.D. ....	62,779.65
Economy Drugs of Clarksdale .....	56,095.72
Williams Rexall Drugs .....	55,786.39
Frank T. Marascalco, M.D. ....	54,338.70
Glen L. Wegener, M.D. ....	49,957.55
Westgate Drugs, Inc. ....	37,085.74
Van R. Burnham, M.D. ....	36,065.83
W. F. Clark, M.D. ....	30,236.64
Malcolm D. Bailey, Jr., D.D.S. ....	29,798.00
John Sullivan, D.D.S. ....	29,242.00
George C. Furr, M.D. ....	27,033.42
Tom S. Cooper, M.D. ....	25,460.34
Wiley L. Fowler, D.D.S. ....	21,022.00
Medi Center .....	20,232.49
Edwin M. Hemness, M.D. ....	20,057.44
Melvin Ehrich, M.D. ....	19,938.20
Claude Montgomery, Jr., D.D.S. ....	19,401.20
Rodney W. Baine, M.D. ....	18,535.60
William B. Bobo, M.D. ....	18,423.72
Clarksdale Surgical Cl. ....	15,650.27
Carole Mangrem, M.D. ....	14,801.00
Whitman B. Johnson, M.D. ....	14,418.24
Hugh H. Andrews, D.D.S. ....	14,202.00
Peggy J. Wells, M.D. ....	13,642.00
Clinic Discount Drugs .....	13,320.62
Sammy A. Hamway, M.D. ....	12,931.17
McGee Taylor Medical Clinic .....	11,941.69
Super D. Drugs, #20 .....	10,677.40
Jack Sartin, M.D. ....	10,514.73
Robert G. Traylor, O.D. ....	10,300.78

### COPIAH COUNTY

Pine Crest Guest Home .....	274,361.25
Hardy-Wilson Mem. Hospital .....	267,467.17
Allreds Pharmacy .....	110,104.48
Biggs Drug Store, Inc. ....	82,278.90
City Drug Store .....	72,884.98
Super D # 123 .....	68,627.79
Robert M. Akin, M.D. ....	44,385.27
City Drug Store .....	35,261.82
William M. Dabney, M.D. ....	33,355.24
Lamar Puryear, M.D. ....	30,097.52
James R. Stingiley, M.D. ....	28,188.83
Miss. Discount Drugs, Inc. ....	27,306.31

Fred McDonnell, M.D. ....	25,934.16
Gammills Pharmacy .....	24,438.27
Economy Drug Co. ....	23,026.66
John H. Long, M.D. ....	20,725.19
Loren D. Breland, M.D. ....	15,942.64
L. O. Turner, M.D. ....	15,492.67
Jerry B. Gullede, M.D. ....	15,040.10
Monroe C. McIntyre, D.D.S. ....	14,245.00
Buy Lo Drugs, Inc. ....	13,702.25
Peter B. Perkins, D.D.S. ....	13,114.60
Thomas F. McDonnell, M.D. ....	11,283.62

### COVINGTON COUNTY

Woodland Hills Nursing Home .....	462,105.19
Covington County Hospital .....	350,835.76
C & C Drugs, Inc. ....	77,098.47
Carrs Discount Drugs .....	61,491.55
Clayton Drug Store, Inc. ....	56,341.37
Cranfords Drug Store .....	48,165.80
Powell Drug Store .....	39,909.13
Harlan B. Rogers, D.D.S. ....	35,939.00
Weston E. Folse, M.D. ....	30,420.50
Charles C. Tyler, P.A. ....	29,474.44
Joseph E. Johnson, M.D. ....	27,994.28
Whites Discount Drugs .....	23,130.83
Charles P. Crenshaw, Jr., M.D. ....	21,443.24
Billy J. Mayfield, D.D.S. ....	21,193.50
James C. Bishop, D.D.S. ....	16,817.00
Ernest P. Reeves, P.A. ....	10,595.10
Covington County Hosp. H.H.A. ....	10,475.30

### DESOTO COUNTY

Southaven Health Care Center .....	740,374.29
Shady Lawn Nursing Home .....	249,002.95
Robert B. Seymour, D.D.S., P.A. ....	64,905.00
Desoto Discount Drugs .....	61,508.51
Hernando Pharmacy .....	57,096.71
William Funderburks Drugs .....	41,433.80
Southaven Health Care Pharmacy .....	34,526.38
Wadsworth Clinic, P.A. ....	28,341.74
Henry M. Wadsworth, Jr., M.D. ....	22,968.32
Hamilton Pharmacy .....	21,712.85
Henry M. Wadsworth, Sr., M.D. ....	20,268.50
Hoovers Drug Store .....	18,700.45
Malcom D. Baxter, M.D. ....	18,083.68
Southaven Rexall Drugs .....	10,439.76
David V. Obrien, O.D. ....	10,403.68
Michael L. Smith, M.D. ....	10,107.24

### FORREST COUNTY

Forrest County General .....	1,776,186.64
Conva. Rest Nursing Home .....	1,316,321.88
Hattiesburg Conv. Center .....	914,824.63
Happy Acres Conv. Home .....	697,931.79
Green Forest Conva. Center .....	543,407.34
Methodist Hospital .....	415,488.49
Conva. Rest of Petal .....	384,594.98

Convarest Pharmacy	119,301.37
Hattiesburg Clinic, P.A.	116,369.25
Mullican Pharmacy	75,822.00
John H. James, M.D.	63,891.46
Hub City Pharmacy, Inc.	61,300.11
Love Drug Company	54,603.92
South Miss. Home Rehab Ag.	51,566.02
Gambles Drugs, Inc.	49,919.88
Rath Lab. Ltd.	43,572.42
Charles E. Greer, D.D.S.	39,555.00
Bennett Van York, D.D.S.	39,391.50
Petal Drug Company	35,442.87
Carl R. Hale, M.D.	33,082.87
Gibsons Pharmacy	29,599.26
Hattiesburg Clin. Lab. P.A.	28,827.64
Billy L. James, M.D.	28,734.94
Fairview Discount Pharmacy	26,335.45
Marcus L. Hogan, III, M.D.	24,695.26
Phillip W. Roger, M.D.	23,379.25
John R. Jackson, Jr., M.D.	23,023.40
Gibson Pharmacy 3	22,778.10
Stephan Cockerhan, D.D.S.	20,995.50
Kate N. Aseme, M.D.	20,418.58
Owl Drug Store	20,169.72
Dan Reikes, M.D.	18,898.72
David M. Owen, M.D.	18,830.85
Grover W. Smith, D.D.S.	18,523.00
William R. Raulston	17,707.46
Jack C. Keen, M.D.	16,639.92
Green Eye Clinic, P.A.	15,837.01
D. G. Kobs, Jr., M.D.	15,679.47
Katz and Besthoff #48, Inc.	15,379.65
Home Health Care of Miss.	34,185.58
James M. Martin, M.D.	14,595.72
Savco Medical Plaza Pharmacy	14,370.50
Minor L. Griffin, Jr., D.D.S.	14,065.00
Ronald R. Lubritz, M.D.	14,011.75
Terry A. Lambert, D.D.S.	13,877.00
Frank B. Collins, M.D.	13,509.28
H. Lamar Gillespie, M.D.	13,323.62
Southwest Drug Store	13,162.63
Ralph T. Wicker, M.D.	12,789.82
Conva. Rest Pharmacy	12,437.75
Smith Drug Co.	11,843.58
W. G. Giles, M.D.	11,768.75
Mathan P. Shapple, M.D.	11,725.75
Kelly R. O'Neal, Jr., M.D.	11,573.00
Charles E. Guice, M.D.	11,548.14
John L. Pendergrass, M.D.	11,439.65
Dan Reikes, M.D.	11,216.49
William A. Morrison, M.D.	11,056.33
Van C. Temple, M.D.	10,939.10
Bruce M. McCarthy, M.D.	10,713.19
Home Health Multi County	10,565.94
Jerald Jackson, M.D.	10,129.45

## FRANKLIN COUNTY

Myrick Meadville Nursing Home	280,623.62
Meadville Nursing Home	159,585.40
Franklin County Hospital	131,019.11
Peoples Drug Store	79,053.65
Meadville Rexall Drugs	29,914.51
W. B. Larkin, Jr., M.D.	28,882.40
Dillon & Smith Pharmacy	25,327.39
Super Save Drugs	25,066.11
Bude Clinic	21,634.86
Edward J. Schmidt, M.D.	20,103.70
Elmo Gabbert, M.D.	16,708.30

## GEORGE COUNTY

Glen Oaks Nursing Home	436,617.09
George County Hospital	175,865.21
The Main Drug Company	64,174.94
Als Pharmacy	62,820.28
Hospital Rexall Pharmacy	26,615.04
Ray Lionel Cooley, D.D.S.	25,565.00
Community Medical Center	17,261.60
Latroy Cooley, D.D.S.	15,534.00
T. R. Shaw, M.D.	14,357.42
Dayton Whites, M.D.	13,406.40
Edwards Discount Drugs	11,255.04
Herbert P. Kinsey, M.D.	10,547.04

## GREENE COUNTY

Green County Hospital	287,665.17
Melody Manor Conv. Center	188,422.58
McClain Drug Store	60,974.12
Diez Drug Store	37,348.63
George W. Howell, M.D.	26,903.58
Hodges Pharmacy	18,912.36
Gilberto Patino, M.D.	16,111.59
A. Moreno, M.D.	10,181.58

## GRENADA COUNTY

Care Inn	944,048.30
Grenada County Hospital	680,026.47
Marascalcos Sav Mor Drugs	89,327.35
E. S. Richardson, D.D.S.	81,088.60
North Miss. Retirement Home	66,688.18
D. L. Harrison, Jr., M.D.	61,242.61
McClure Drug Company	57,495.71
Chaney's Rexall	53,638.88
Dyres Prescription Shop	51,004.55
Dyre Kent Drug Co.,	44,894.94
Robert B. Townes, Jr., M.D.	37,283.50
Brister Pharmacy	33,441.32
Thomas E. Holden, M.D.	30,904.66
John D. Harper, D.D.S.	24,453.40
William B. Hunt, M.D.	23,759.10
Mike C. Campbell, M.D.	22,111.40
Gaines L. Cooke, M.D.	20,320.09

Guy R. Braswell, M.D.	17,585.14
Bonnors Pharmacy	17,035.19
R. C. Purohit, M.D.	15,954.39
Winfred E. Brown, M.D.	15,041.00
Gibson Pharm. Grenada, Inc.	13,861.73
James W. Fite, M.D.	12,575.50
Corner Drug Store	12,371.87
Crenshaws Pharmacy	11,844.30
Robert L. Coggin, M.D.	11,289.20

#### HANCOCK COUNTY

Gulf View Haven, Inc.	477,463.01
Hancock General Hospital	169,643.40
Quality Drugs, Inc.	79,098.89
Gulf Thrifty Drugs, Inc.	31,706.76
Nick G. Elehos, D.D.S.	16,461.00
Fahey Drug Company	12,657.43
S. A. Chevis, M.D.	12,578.16
Eckerd Drugs # 504	11,518.25

#### HARRISON COUNTY

Memorial Hospital	1,265,874.46
Miramar Nursing Conv. Home	985,913.55
Howard Memorial Hospital	800,905.22
Driftwood Nursing Center	602,628.94
Gulf Coast Community Hospital	440,886.58
Dixie White Nursing Home	300,477.95
Garden Park Comm. Hospital	288,223.93
So. Miss Retardation Center	169,008.50
Oak Place Pharmacy, Inc.	124,871.28
French Drug Co., Inc.	107,486.78
T-D Drugs, Inc.	75,974.32
Gulfport Conv. Center	66,886.09
J. O. Tate, D.D.S.	62,648.20
Joseph R. Mitchell, M.D.	57,282.43
Emi Yamashiro, M.D.	48,080.46
Gulfport Conv. Center	37,634.31
Fred H. Walker, M.D.	37,437.68
Kimbrough Quint Drug Co.	36,571.46
Henry K. Hillman, M.D.	36,545.96
Medical Arts Pharmacy	36,001.67
Day Drug Company, Inc.	32,675.08
Howard Memorial Pharmacy	29,036.70
Robert J. Schmidt, M.D.	28,544.30
Broad Avenue Pharmacy	27,740.37
J. E. Christman, M.D.	25,434.40
Felix H. Dunn, M.D.	24,586.42
Economy Drugs	23,069.75
Daniel D. Conwill, D.D.S.	22,767.20
Kenneth R. Breeland, D.D.S.	20,478.00
R. A. Mitchell, M.D.	19,472.98
Arthur V. Hays, M.D.	17,526.91
Mullers Pharmacy, Inc.	16,123.02
James D. Price, D.D.S.	16,074.00
Helen G. McGehee, M.D.	14,837.22

Katz and Besthoff #207	14,469.25
Griffons Pharmacy	14,366.34
Richard C. Schmidt, M.D.	14,115.10
Gregory E. Bertucci, M.D.	13,627.03
Taylor Harris Drug Store	13,615.61
Patrick L. Pierce, M.D.	12,955.18
The Prescription Center	12,514.10
Prices Pharmacy	12,378.53
Ray L. Wesson, M.D.	12,355.37
Frank L. Schmidt, M.D.	12,148.88
Tom Mason, D.D.S.	12,105.00
Covichs Pharmacy	12,003.75
Johnsons Pharmacy, Inc.	11,871.59
Donald A. Hopkins, M.D.	11,788.28
William Henry King, D.D.S.	11,020.00
Marcelo Mora, M.D.	10,816.50
W. H. Murdock, D.D.S.	10,757.00
T. D. Pharmacy	10,616.05
Hoshall S. Barrett, Jr., M.D.	10,523.62
A. K. Martinolich, M.D.	10,411.72
Beach Pharmacy, Inc.	10,256.61
Alton R. Perry, Jr., M.D.	10,107.48

#### HINDS COUNTY

University Hospital	8,125,523.00
Dept. of Public Health	2,584,390.00
Miss. Baptist Medical Center	1,528,868.11
Hinds General Hospital	1,263,927.24
St. Dominic Memorial Hosp.	1,008,038.00
Care Inn	920,493.24
Clinton Country Manor	964,048.70
Albemarle Health Care Center	835,382.44
Mississippi Nursing Home	512,357.20
Inglewood Manor	502,603.43
Lakeland Nursing Center	469,336.00
Miss Methodist H & Rehab. Center	394,664.99
Broadmoor Health Care Center	371,349.48
Carters Guest Home	368,662.74
Whispering Pines Nursing Home	295,657.07
Community Nursing Home	285,779.01
Greenbough Nursing Center	283,436.72
Crawford Nursing Home	269,662.44
Magnolia Home for Conva.	226,415.81
Compere Nursing Home	195,962.66
Northgate Pharmacy	193,823.96
Kidney Care, Inc.	177,948.22
Main Drug Store, Inc.	129,083.86
Jackson-Hinds Health Center	127,305.17
Miss. Crippled Childrens Center	113,404.50
William F. Hand, Jr., D.D.S.	105,725.00
Southwest Drugs. No. 20	102,675.57
Women's Hospital	89,461.75
T. P. Discount Pharmacy	82,115.64
Southwest Drug Co., Inc.	81,655.03
Robert Smith, M.D.	79,280.29



Raymond Drug Store	75,531.39	Glen Graves, M.D.	23,313.60
Southwest Drug Co., Inc.	74,685.42	Bratley Medical Laboratory	23,049.05
Cottage Grove Rest Home	73,634.67	David L. Jones, D.D.S.	22,850.00
Harvey C. Sanders, M.D.	69,201.97	Samuel B. Johnson, M.D.	22,671.24
Miss. Public Health Laboratory	68,799.78	Willie Grady O'Reilly, D.D.S.	22,172.00
Howard Medi Save Pharmacy	67,786.22	Reuel May, D.D.S.	21,985.00
C. Edmondson Jones, Sr., D.D.S.	62,663.00	Harlan Discount Drugs	21,772.76
Reva Bender Morgan, D.D.S.	61,957.50	Myron W. Lockey, M.D.	20,862.73
Super D. Drugs #26	55,783.02	Hinds Urology Clinic, P.A.	20,324.99
University Hospital Pharmacy	55,338.60	John E. Rawson, M.D.	20,236.50
Delors E. Magee, M.D.	44,844.50	Metro Discount Drugs	20,098.94
Edwards Pharmacy	43,530.71	John W. Evans, M.D.	19,904.77
C. J. Moran, Jr., M.D.	42,491.01	Wesley Prater, M.D.	19,753.00
Charles Leonard, D.D.S.	42,416.40	John P. Buckley, M.D.	19,655.34
Terry Discount Drugs	41,389.17	Fred A. Crawford, M.D.	19,425.14
Richard Miller, M.D.	39,814.00	Super D 33	19,329.37
Super D. Drugs, No. 101	38,914.47	Mr. Disc. Drugs of S. Jackson	19,104.50
Cottage Grove Rest Home	37,558.29	J. C. McGehee, M.D.	18,866.38
Starkey Lee Hudson, M.D.	36,906.42	Jackson Medical Associates, P.A.	18,681.13
University OB-Gyn. Osso. Rivlin	35,555.00	Univ. OB-Gyn. Asso. Bates	18,585.00
Carrol F. Landrum, M.D.	35,447.82	Mooreco Drug	18,271.34
Univ. OB-Gyn. Asso. Ruvinsky	35,185.00	Charles R. McCollum, Jr., M.D.	17,661.87
Sta. Home Home Health Agency	35,082.82	Daniel Gambrell, M.D.	17,566.21
E. H. Finch, D.D.S.	34,567.00	B. J. Heath, M.D.	17,483.28
Medical Plaza Pharmacy	34,550.59	James D. Hardy, M.D.	17,353.93
Super D. Drugs, # 28	34,080.86	James A. Joransen, M.D.	17,317.00
Univ. OB-Gyn. Asso. Wisner	34,015.00	Hollman's Pharmacy	17,186.62
Farnest L. Rankin, M.D.	33,727.36	Capital Drug Company	16,892.07
Central Miss. Clinic Lab.	33,501.30	Elgene G. Mainous, D.D.S.	16,652.40
Mooreco Inst. Pharm. Sales	33,195.34	Marjorie Hendrickson, M.D.	16,616.50
Doctor's Hospital	31,948.95	James Anderson, M.D.	16,476.30
Howard Medi Save Pharmacy	31,661.13	Timothy Summers, M.D.	16,240.65
Central Miss. Home Health Agency	31,643.96	Fred L. McMillan, M.D.	16,223.17
Univ. OB-Gyn. Asso. Rahman	31,393.00	Monica Joan Collins, M.D.	16,213.55
James D. Mitchell, M.D.	31,386.91	Farlow's Pharmacy, Inc.	16,134.23
William A. Neely, M.D.	31,226.11	John K. Minyard, M.D.	16,060.27
John E. Forestner, M.D.	31,193.00	Patrick H. Lehan, M.D.	15,907.75
Anderson Drug & Gift Center	30,682.20	St. Dominic Dialysis Center, Inc.	15,601.20
O. B. Hickerson, M.D.	29,711.35	Jackson Heart Clinic, P.A.	15,224.96
John D. Bower, M.D.	28,963.77	Utica Drug Company	15,133.37
John V. Richey, M.D.	28,759.00	George W. Wharton, M.D.	15,104.38
Gill Drugs, Inc.	28,606.89	Julian Harold, Conn, M.D.	15,101.12
Univ. OB-Gyn. Asso. Ingram	28,603.00	Bradford Brent Drugs, Inc.	14,855.82
Patricia H. F. Norman, M.D.	28,418.00	Capitol Ambulance Service, Inc.	14,600.28
Roy Wilson, M.D.	28,178.00	Robert J. Irwin, M.D.	14,539.44
Albert B. Britton, Jr., M.D.	27,888.82	Sheldon M. Graves, D.D.S.	14,536.60
Thomas A. Baines, M.D.	27,748.47	Anthony Petro, M.D.	14,536.29
Thomas Herrin, M.D.	27,537.60	Robert A. Sanford, M.D.	14,227.00
Seshadri Raju, M.D.	27,293.24	Super D. Drugs, # 122	14,129.65
Univ. OB-Gyn. Asso. Meeks	27,105.50	Dongs Pharmacy	14,099.36
Jackson Hinds Comp. H. Center	26,867.34	C. E. Farmer, M.D.	14,020.56
Michael E. Jabaley, M.D.	26,365.61	Raul E. Valenzuela, M.D.	13,986.46
Metro Medic Ambulance Service	26,206.39	Parkins West End Pharmacy	13,561.40
Revco Drug Store, No. 1531	25,797.13	Robert P. Henderson, M.D.	13,470.85
Frederick Heckler, M.D.	25,727.56	Davidson Pharmacy	13,282.37
Thrifty Drug Store, #1	25,415.82	Harmon Drug Store	12,930.89
M. S. Melvin, O.D.	23,943.45	Tellis B. Ellis, M.D.	12,857.60
Ralph Arnold Smith, M.D.	23,749.71		

UMC Anes. Associates	12,800.14
William F. Lynch, Jr., M.D.	12,774.25
Ernest D. Reynolds, M.D.	12,484.32
Drug Center	12,127.55
Cottrell C. Mitchell, D.D.S.	12,086.00
Woods Discount Pharmacy	12,018.56
Helen B. Barnes, M.D.	12,007.50
Super D. Drugs, # 30	11,984.26
Cortez McFarland, M.D.	11,819.20
Central Ortho Clinic, P.A.	11,729.55
Richard C. Boronow, M.D.	11,593.90
Leon W. Binns, M.D.	11,550.50
Phillips Discount Drugs	11,478.87
L. B. Richardson, D.D.S.	11,447.00
Mississippi Discount Drugs, # 3	11,399.45
James B. Barlow, M.D.	11,166.30
W. T. Rueff, M.D.	11,009.15
Mavis N. Jones, D.D.S.	10,917.00
The Treasury Drug Center 831	10,859.65
Brent's Drugs	10,851.35
Donald R. Montgomery, D.D.S.	10,798.62
Wm. M. Aden, M.D.	10,618.16
Guy T. Vise, Jr., M.D.	10,604.58
Henry B. Tyler, M.D.	10,576.64
Malcolm P. Taylor, M.D.	10,564.31
Glen R. Graves, M.D.	10,497.00
Martin H. McMullan, M.D.	10,458.50
Elmer J. Harris, M.D.	10,234.35
Larry R. Lipscomb, M.D.	10,154.55
Waymond L. Rone, M.D.	10,124.42
Dan Smith, M.D.	10,006.50
Richard L. Blount, M.D.	10,005.36

#### HOLMES COUNTY

Holmes County Comm. Hospital	597,298.78
Peoples Rexall Drug Store	189,041.16
John G. Downer, M.D.	158,195.15
Henrich Drug Store	151,311.79
B. Wigginton-Pickens Pharmacy	90,485.67
District Two Comm. Hospital	88,710.44
Howell and Heggie Drug Co.	84,036.28
Roy L. Smith, M.D.	74,187.28
Goodman Pharmacy	66,690.73
Charles W. Campbell, M.D.	59,385.20
S. A. Johnson, M.D.	80,445.82
Haire Drug Center, Tchula	57,386.25
Coy E. Patton, D.D.S.	55,694.60
Hugh L. Gowan, M.D.	52,639.62
Richard Godfrey, D.D.S.	38,175.00
Joe's Drug Center	35,894.45
Paul B. Brumby, M.D.	33,082.56
Ferguson's Drugs	30,661.70
Gordon D. Russell, D.D.S.	26,576.00
Brumby and Campbell	20,963.01
Twin County Ambulance Service	20,442.56
Arthur A. Derrick, Jr., M.D.	13,579.62

#### HUMPHREYS COUNTY

Belzoni Hospital	275,219.85
Belzoni Pharmacy	237,732.09

Humphreys County Mem. Hospital	156,996.71
A. E. Wood, Jr., M.D.	133,875.08
Turner's Drug Store, Inc.	105,491.25
Stubbs Drug Store, Belzoni	84,796.49
Gorton's Pharmacy	80,940.80
Walter M. Gorton, M.D.	66,043.05
Tate Haymon, D.D.S.	64,367.80
James G. Adams, M.D.	59,418.75
Toxey E. Hall, M.D.	48,536.96
Samuel C. Sugg, M.D.	33,076.99
Thomas J. Barkley, M.D.	32,452.35
Purvis W. Hill, Jr., M.D.	31,863.90
Stubbs Drug Store, Isola	28,983.72
Mid Delta Home Health, Inc.	21,078.67
James Houston, O.D.	15,945.74

#### ITAWAMBA COUNTY

Daniel's Nursing Home	879,292.21
Itawamba County Hospital	132,359.09
The Apothecary Shop	51,460.29
S. W. Pharmacy, Inc.	49,627.94
Senter Drug Co.	49,585.56
Fulton Drug Company	43,578.35
Charles D. Johnson, D.D.S.	38,209.00
Billy T. Collum, M.D.	27,598.36
G. A. Tubb, M.D.	15,989.19
Mantachie Pharmacy	11,502.29
Roger B. Marlin, M.D.	10,487.22
Joe Edd Magnusson, D.M.D.	10,102.50

#### JACKSON COUNTY

Singing River Hospital	783,836.18
Plaza Nursing Center	750,132.28
Ocean Springs Nursing Center	377,452.76
Gulf Coast Nursing Home	374,596.49
Medical Arts Pharmacy	42,065.25
Medi Mart Pharmacy	29,751.83
Pas Point Discount Drugs	20,454.89
Patterson's Pharmacy	17,750.74
Lovelace Drug Store, Inc.	16,606.80
James H. Halbrook, D.D.S.	16,514.00
Sav Rex Pharmacy	15,482.30
Reuben P. Morris, M.D.	14,262.76
Robert D. Holbert, M.D.	13,295.73
Paul H. Moore, M.D.	12,216.34
Pascagoula Drug Company	11,994.26
Burnham Drug Co., Inc.	11,493.09
Escatawpa Pharmacy	10,855.31

#### JASPER COUNTY

Jasper General Hospital	334,031.26
Jasper Health Care Institute	219,083.12
Teds Discount Drugs	86,307.51
Standard Drug Store	82,679.38
Verlon E. Hughes, D.D.S.	68,499.00
Barnett Pharmacy	62,388.63
Adron K. Lay, M.D.	45,355.60

Samuel M. Massey, D.D.S. ....	44,475.00
William Rupert Eure, M.D. ....	42,072.48
Oscar J. Briseno, M.D. ....	29,981.86
Heidelberg Pharmacy, Inc. ....	26,040.55
Jerald S. Hughes, M.D. ....	25,645.16
The Medicine Shoppe ....	20,534.97
Hughes Hadley Clinic ....	14,903.29
Jasper County Nursing Home ....	13,082.63

### JEFFERSON COUNTY

Jefferson County Hospital ....	257,883.59
Sav-Rite Drugs of Fayette ....	97,123.31
Shanti Pandey, M.D. ....	90,895.70
Bankston Rexall Drugs ....	81,563.50
James S. Mangum, D.D.S. ....	53,088.20
Charles Humphrey, M.D. ....	45,905.72
Evers Health Center Pharmacy ....	30,135.82
Lee George Campbell, D.D.S. ....	14,248.00

### JEFFERSON DAVIS COUNTY

Jefferson Davis Co., E.C.F. ....	512,639.73
Jefferson Davis Co. Hospital ....	306,824.82
Hudson Drugs ....	136,054.07
Palace Drug Store ....	69,756.02
Myron L. Arrington, M.D. ....	69,200.28
David B. Cloyd, D.D.S. ....	59,757.20
Stamps Drug Store ....	58,781.94
James R. Dumas, D.D.S. ....	45,973.20
Anse B. Howard, III, M.D. ....	44,408.62
City Drug Store ....	36,356.88
Dinesh K. Goel, M.D. ....	35,735.65
Frank L. Leggett, M.D. ....	27,634.70

### JONES COUNTY

Pecan Grove, Ellisville State School ...	1,099,692.95
Lakeview Nursing Home, E.S.S. ....	1,019,119.10
Hearthside Haven S.N.F. ....	813,997.66
Jones County Comm. Hospital ....	573,541.55
Jones County Rest Home ....	452,957.82
Nucare Convalescent Center ....	367,207.69
South Miss. State Hospital ....	211,765.75
Davidson Rest Home ....	150,407.38
Read Drugs ....	99,507.56
Thomas F. Leggett, Jr. D.D.S. ....	53,809.00
Carter Drug Co. ....	47,159.46
Laurel General Hospital ....	45,414.24
Therrell Drug Store, Inc. ....	45,376.38
Wards Pharmacy ....	38,616.01
Johnston Drug Store ....	37,866.55
Sumrall Drug Store ....	36,264.08
Dikets Professional Drugs ....	34,542.43
Ellisville Municipal Hospital ....	31,063.53
Don's Drugs ....	29,693.39
James Urban Morrisson, M.D. ....	28,785.22
Blackledge Discount Drugs, Inc. ....	27,553.67
B. R. Patel, M.D. ....	20,274.34
Path Science Lab., Inc. ....	19,871.62

Rex W. Collins, M.D. ....	19,762.75
Ernest E. Ellis, M.D. ....	19,631.46
Lawrence Drug Co. ....	18,978.20
Thomas Pharmacy ....	18,401.85
Warren F. Ricchette, M.D. ....	18,348.62
Wells Discount Drugs ....	17,577.71
Rayford J. Harris, D.D.S. ....	15,146.00
Robert R. Applewhite, M.D. ....	14,774.63
James Chapman Waites, M.D. ....	13,893.47
Hugh W. Stancill, III, M.D. ....	13,641.06
Williams Drugs ....	13,146.81
Laurel Bone & Joint Clinic ....	12,833.64
Gerald H. Harper, M.D. ....	12,828.48
Robert L. Thompson, M.D. ....	12,526.14
Victor Applewhite, M.D. ....	11,696.08
Phil O. Nelson, Jr., M.D. ....	11,389.75
Alton F. Moss, M.D. ....	10,959.12
Clyde R. Allen, M.D. ....	10,846.20

### KEMPER COUNTY

Kemper County Hospital ....	83,700.02
Vandevender Drug Store ....	49,958.40
Adams Drug, Inc. ....	32,603.45
Dan Fulton, Jr., D.D.S. ....	12,621.00
Prentiss F. Keyes, M.D. ....	12,288.65

### LAFAYETTE COUNTY

Woodlane ....	1,205,201.59
Gracelands, Inc. ....	800,090.94
Oxford Lafayette Co. Hospital ....	396,456.65
Woodlea Nursing Center ....	337,516.27
Oxford Lafayette Co., E.C.F. ....	193,451.50
Golden Years Retirement Home ....	179,446.37
Gathright ReedDrug Co. ....	59,277.83
Oxford Medical Center Pharmacy ....	22,773.43
Chaney's Eastgate Pharmacy ....	21,730.44
James W. Rayner, M.D. ....	20,103.47
Blaylock's Drug Store ....	19,078.43
Wayne Lamar, M.D. ....	17,371.14
Thomas S. Glasgow, M.D. ....	17,028.39
W. Eric Hoggatt, D.D.S. ....	16,601.00
Waller's Discount Drugs ....	15,390.23
Prescription Center, Inc. ....	14,499.05
Leshie Drugs, Inc. ....	13,655.76
James A. Bruce, M.D. ....	12,696.59
E. C. Stove, M.D. ....	11,041.94

### LAMAR COUNTY

Citizens Drug 2 ....	93,641.97
Lumberton Citizens Hospital ....	83,585.82
Johns Discount Drugs, Inc. ....	46,627.92
Bob Henry Parker, D.D.S. ....	45,005.60
Hudson Rexall Drugs ....	43,168.22
Sumrall Drug Store ....	35,564.57
William H. Vann, Jr., D.D.S. ....	33,108.00
Lumberton Drug Store ....	27,269.05
Lloyd Z. Broadus, M.D. ....	23,475.68
Johns Discount Drugs, Inc. ....	22,171.11
Warren B. Dale, Sr., M.D. ....	21,075.48
Angus M. McBryde, M.D. ....	11,472.82

### LAUDERDALE COUNTY

East Miss. State Nursing	1,671,003.00
Matty Hersee State Hospital	520,830.51
Meridian Nursing Center	489,633.40
St. Joseph Hospital	360,411.03
Queen City Nursing Center	357,658.84
Myrick Meridian S.N.F.	261,164.60
Fush Foundation Hospital	249,078.01
Golden Sunset Guest Home	238,069.89
F. G. Riley Memorial Hospital	192,412.44
Jeff Anderson Memorial Hospital	186,690.38
Don Waldron's Mr. Discount Drug	142,995.13
Meridian Convalescent Center	152,616.43
Tutor Drug, Inc.	125,056.52
Rayner Drug & Gifts, Inc.	94,131.44
Eugene Hunter, D.D.S.	81,795.10
W. R. Hollaway, M.D.	59,483.19
Meridian Path. Laboratory	54,169.42
Wendell H. Cook, M.D.	42,448.29
Eckerds Drug Store # 134	39,909.00
Tutor Sims Drugs	36,749.97
Charles M. McKay, D.D.S.	35,311.00
Tutor's Pharmacy	29,069.05
Mr. Discount of Meridian #2, Inc.	23,936.27
Howard Medi Save Pharmacy	48,603.16
Hobert Kornegay, D.D.S.	19,497.00
Rush Foundation Hospital Pharmacy	17,343.76
Antonio M. Rubio, M.D.	17,251.24
Internal Medicine Associates	16,709.04
Anderson Pharmacy	16,305.46
Octavius D. Polk, M.D.	16,275.23
Fielder Brooks Pharmacy	16,236.94
Joel T. Callahan, M.D.	12,766.10
Meridian Orthopedic	12,141.22
A. Gary Boone, M.D.	11,561.88
W. H. C. Dudley, Jr., M.D.	11,111.43
Med. Art Surgical Group, Ltd.	11,037.10
Reginald P. White, M.D.	10,317.25
James A. Pittman, M.D.	10,160.83

### LAWRENCE COUNTY

Lawrence County Medical Center	437,752.89
Lawrence County Hospital	215,478.19
Hudson Pharmacy	151,826.55
Brantley B. Pace, M.D.	82,445.76
Hudson Pharmacy #2	47,664.99
Jimmy's Discount Drugs	36,936.27
Daniel G. Martindale, D.D.S.	25,122.00
John W. Waller, M.D.	23,595.04
Lee's Drug Store	15,454.69
Richard G. Burris, M.D.	11,688.57

### LEAKE COUNTY

Leake County S.N.F.	260,531.11
Carthage Health Care Center	174,024.68
Hospital Discount Drugs	121,440.13
Thaggard's Hospital	118,561.35
Walnut Grove Pharmacy	111,262.95
City Drug Store	78,290.55

Leake Drug Company	68,428.92
Leake County Memorial Hospital	68,128.78
Carthage Discount Drug Co.	53,903.51
A. L. Thaggard, Jr., M.D.	52,921.17
J. R. Mayfield, M.D.	21,195.53
The Prescription Shop	20,495.18
Frank W. Bowen, M.D.	19,524.29
Jack H. Scott, M.D.	10,831.09

### LEE COUNTY

North Miss. Medical Center	1,576,430.81
Tupelo Manor Nursing Home	855,354.34
Cedars Health Center	571,373.99
Roy's Prescription Shop	82,411.19
T. S. Pharmacy	54,869.56
McDuffie Drug Co.	45,345.70
Thurmond Beasley, D.D.S.	45,130.50
East Heights Pharmacy	40,824.28
Medical Arts Pharmacy	36,279.80
Internal Medicine Association	27,477.16
S. Jay McDuffie, M.D.	27,349.02
Thomas-Kincannon-Elkin Co.	24,722.35
Medical Center Drugs	23,583.41
James H. Neely, M.D.	23,080.22
Edmondson's Drug Store	22,774.55
Super D Drugs, Inc., # 14	22,705.94
Urology Associates	22,212.32
John's Pharmacy	19,432.30
Kirk Caldwell Hilbun	17,309.82
John M. Blakey, M.D.	17,299.24
Harvey M. Campbell, D.D.S.	16,637.60
Richard Warriner, D.D.S.	16,637.00
Vernon A. Chase, M.D.	15,766.95
Thomas D. Woodridge, M.D.	15,113.96
L. C. Costley, M.D.	15,037.62
James T. Trapp, M.D.	14,807.98
Community Discount Drugs	14,041.87
B. L. Walker, M.D.	13,488.60
Tupelo Anesthesia Group	12,450.28
Tupelo Ortho Clinic, P.A.	12,163.63
S. B. Burrus, M.D.	12,069.00
Pages Pharmacy, Inc.	12,042.91
Charles W. Wikle, D.D.S.	11,784.45
Harold K. Hudson, M.D.	10,770.58
Wm. L. Kahlstorf, M.D.	10,754.90
Norris Crump, M.D.	10,685.88
Thornton's Discount Drugs	10,655.14
Thomas McDonald, M.D.	10,140.26

### LEFLORE COUNTY

Greenwood Leflore Hospital	1,281,752.29
Golden Age Nursing Home	876,271.55
Pemberton Manor S.N.F.	806,129.18
Care Inn	830,792.50
Chaney's Pharmacy	258,924.61
Crick Med. Clinic Pharmacy	206,202.33
Milton T. Person, M.D.	102,577.76
Gene E. Crick, M.D.	96,428.80
Robert M. Fedric, D.D.S.	83,376.20
Chaney's Court Sq. Pharmacy	69,335.92
S. R. Evans, Jr., M.D.	67,245.87

Durham's Drug Store	66,226.65
S. M. Cornwall, D.D.S.	56,337.40
George J. Nassar, M.D.	53,755.36
Thomas C. Boring, Jr., D.D.S.	53,750.00
Barrett Hodges Drugs, Inc.	52,639.67
Crosstown Pharmacy	47,545.38
Edwin M. Meek, Jr., M.D., P.A.	46,497.94
John Hey, M.D.	43,220.68
Clyde Smith, M.D.	38,106.22
Raymond W. Browning, M.D.	37,583.74
Charles M. Shields, D.D.S.	35,992.00
Fred M. Sandifer, Jr., M.D.	32,098.15
Economy Drugs	29,065.10
R. H. Flowers, M.D.	23,072.63
Carl Bernet, Jr., M.D.	22,680.00
Eckerd Discount Drugs, Inc.	19,238.05
William B. Jones, M.D.	18,707.97
William L. Thompson, D.D.S.	17,522.80
Horace T. Whitaker, M.D.	16,762.15
Clinton H. Whittington, D.D.S.	16,612.00
James S. Robbins, M.D.	16,503.64
Michael W. Coleman, M.D.	16,144.36
J. F. Lucas, Jr., M.D.	16,089.20
Eugene F. Webb, M.D.	15,452.72
Michael H. Carter, Jr., M.D.	14,065.51
Fred M. Sandifer, III, M.D.	13,649.01
Jones W. Lamb, M.D.	12,532.59
Jesse R. Hightower, M.D.	12,228.28
Double M Rent All	11,048.59
Bowles Pharmacy, Inc.	11,015.61
James Falker, M.D.	10,786.71
Tallazoo Ambulance Service	10,699.65
Eugene F. Webb, M.D.	10,011.46

#### LINCOLN COUNTY

Cartwheel Lodge	878,115.58
Haven Hall Rest Home	395,241.34
Brook Manor Nursing Center	387,301.66
Kings Daughters Hospital	345,232.58
Silver Cross Home	344,429.47
Cartwheel Lodge Drug Room	65,997.92
Cases Pharmacy	39,209.26
Bane Drug Center	38,353.69
Joseph C. Hillman, M.D.	31,583.93
Brookhaven Drugs	30,084.43
Super D Drugs # 31	28,550.67
Albert L. Lott, M.D.	23,990.82
Alex S. Abernathy, D.D.S.	22,618.50
Sav On Drugs	22,231.33
Walley-Field Drug Store	21,883.81
Brandt Larue Baker, D.D.S.	20,749.60
Jewell J. Breeland, Jr., M.D.	20,158.21
Medi-Care Pharmacy	18,869.25
Jim C. Barnett, M.D., P.A.	18,050.33
Sav On Drugs, East	17,897.70
Baker's Pharmacy	16,645.87
Joseph P. Crawford, M.D.	13,773.54
David H. Strong, P.A.	12,685.63

Louie F. Wilkins, Jr., M.D.	12,014.70
Bane Drugs	11,946.31
W. Russell Young, M.D.	10,468.58
Louis A. Benoist, M.D.	10,178.69

#### LOWNDES COUNTY

Aurora Oustralis Lodge	791,336.29
Golden Triangle Reg. Med.	386,594.31
Magnolia Manor Nursing Home	384,251.34
The Columbus Hospital, Inc.	168,597.11
Emmett J. Stringer, D.D.S.	77,837.60
Jo Newell Robinson, M.D.	41,840.28
Hawkins Rexall Drugs, Inc.	33,736.20
Richard L. George, M.D.	25,604.86
Reeces Drug Store	25,216.77
Southern Drugs	23,751.01
J. M. Griffith, M.D.	23,301.57
SuperX Drugs of Texas, Inc.	22,052.01
B. L. Sullivan, M.D.	20,313.50
Alford Drug Company	19,414.49
Charles B. Dahlke, M.D.	17,438.13
Fairlane Drug Co.	17,389.89
Miss. Corp. Services, Inc.	16,846.73
Columbus Path. Lab., Ltd.	14,493.12
Glenn B. Richardson, M.D.	12,993.87
Bernard Ellis, M.D.	12,838.98
Medical Arts Pharmacy	12,535.50
Laws Drug Store	12,433.93
Williams Drug No. 1	11,080.87
Shelton's Pharmacy	10,591.09

#### MADISON COUNTY

Canton Nursing Center, ICR MR	1,298,888.12
Madison County Nursing Home	373,977.95
Madison General Hospital	287,688.47
Willard F. Bond Home	243,549.97
Guys Drug Store	81,028.96
Allen's Drug Store	80,196.78
Miss. Discount Drugs, Inc.	71,972.44
Terrel O. Bailey, M.D.	68,406.38
Canton Discount Drugs	55,458.60
Flora Discount Drugs	46,355.89
Mitchell B. Wells, D.D.S.	43,070.00
E. G. Spivey, Jr., D.D.S.	38,932.00
Hudson's Pharmacy	37,233.13
Noble Drug Company	35,774.45
A. G. Hadjialex Androu, M.D.	35,566.27
Madison Yazoo Leake F. H. C.	34,208.10
Joe W. Terry, M.D.	33,132.08
Mosby's Drug Store	27,136.94
William Truly, Jr., M.D.	23,225.16
Charles H. Heywood, M.D.	21,525.23
Jacob's Drugs	21,212.00
George D. Allard, M.D.	20,191.80
John Tillman, D.D.S.	19,307.00
A. P. Durfey, Jr., M.D.	18,708.16
S. B. Lewis, M.D.	16,719.20
George A. Carmichael, M.D.	14,093.89
Chamberlain Rexall Pharmacy	10,243.54

### MARION COUNTY

Floodrian Manor Nursing Home	857,229.00
Marion County General Hospital	274,108.31
Cedars Convalescent Center	171,744.51
James B. Conerly, D.D.S.	78,333.80
Cook & Fortenberry	74,806.90
Sav On Drugs of Columbia	53,192.70
Walker Brothers Druggist	48,219.73
Shepard's Pharmacy	46,916.86
Taylor's Pharmacist	45,061.83
The Myrtles	41,073.45
Discount Drugs	37,281.74
Family Clinic	37,074.85
The Harris Drug Company	36,563.52
Columbia Discount Drugs, Inc.	15,034.33
Thomas B. Whitehead, M.D.	13,445.70
Charles P. Bass, M.D.	13,101.36
Frank Fortenberry, M.D.	10,680.44

### MARSHALL COUNTY

Care Inn	813,234.34
Marshall County Hospital	477,345.68
Tyson Drug Company	185,388.47
Seale Drug Company, Inc.	113,296.02
Scott Robinson Drug Store	55,137.90
Medical Center Pharmacy	54,907.88
Joseph A. Hale, D.D.S.	32,216.20
Marion V. Green, M.D.	31,814.44
Sam P. McClatchy, M.D.	25,988.70
Herbert S. Phillips, M.D.	25,282.30
William H. Booth, M.D.	22,441.52
Olufemi O. Ok'Inoren, M.D.	22,171.74
John Henley Jones, D.D.S.	18,908.00
Edward B. Bond, D.D.S.	18,291.00
Presley A. Astry, D.D.S.	18,159.00
Brook V. Monahan, M.D.	16,997.74
Byhalia Drug Company	12,234.62

### MONROE COUNTY

Hillcrest Manor, Inc.	879,001.01
Aberdeen-Monroe County Hospital	426,810.38
Amory Manor Nursing Home	410,238.34
Gilmore Memorial Hospital	215,290.47
The Prescription Center	167,273.23
Antonio Jamchuk, M.D.	81,294.17
Nancy A. Jamchuk, M.D.	62,861.04
Hudson Drugs, Inc.	46,695.45
Peoples Drug Co.	43,520.12
Robert E. Coghlan, M.D.	40,928.72
Senters Drug Store	37,339.41
Hospital Pharmacy	33,156.21
W. T. Oakes, Md.	31,291.36
James K. McCown, D.D.S.	28,312.00
McDuffie Pharmacy	26,263.93
Greenhaw Pharmacy	24,916.73
Hall Pharmacy	23,494.78
Leonard J. Goodgame, D.D.S.	21,695.00
Harco Super Drug	20,358.91
John N. Turnage, M.D.	16,372.08
East Drugs	14,583.07

Cutcliff Drug Co.	13,510.30
Harco Drug, Inc., # 225	11,705.52
Bruce Atkinson, M.D.	11,338.06
G & Y Drug Store	11,150.22
Charles A. Sisson, Jr., M.D.	10,528.29

### MONTGOMERY COUNTY

Winona Manor Nursing Home	501,275.21
Tyler-Holmes Memorial Hospital	365,887.28
Kilmichael Drug Store	114,835.99
Moorman's Drug Store	100,220.73
Kilmichael Hospital	96,003.27
L. C. Henson, M.D.	87,394.00
William A. Middleton, M.D.	81,419.48
McDougals Drug Store	71,380.30
Robert E. Kemp, D.D.S.	50,936.00
Bozones Pharmacy	46,030.91
Plaza Drug Store	29,743.49
David L. Meadows, M.D.	27,638.49
Dennis Allen Hoover, D.D.S.	23,456.00
Millard S. Costilow, M.D.	23,437.59

### NESHOBA COUNTY

Neshoba County S.N.F.	571,931.25
Neshoba County General Hospital	275,529.78
Hamill Drug Store	66,905.14
Billy Gene Molpus, D.D.S.	60,270.00
Brown's Discount Drugs	57,922.72
Augustus P. Soriano, M.D.	53,876.67
Thompson Drug Store	46,131.45
Rudolph A. Posey, Sr., D.D.S.	35,784.70
Kea S. Hospital Pharmacy	34,911.27
Stribling Drug Store	34,660.78
Robert L. Moore, Jr., M.D.	29,623.20
Choctaw Health Center	29,248.50
Hilltop Manor N. H. Pharmacy	29,036.35
C. N. Cannon, M.D.	25,815.50
Adkins Pharmacy	18,906.86
J. H. Leigh, M.D.	17,699.31
Yates Drugs	16,369.61
F. M. Blackwell, M.D.	15,473.36
Sidney W. Bondurant, M.D.	15,429.57
Joe Jordan, D.D.S.	10,130.00

### NEWTON COUNTY

Hilltop Manor, Inc.	431,988.55
Conda Rest of Newton	452,265.54
Laird Hospital, Inc.	255,157.73
Newton Hospital	113,685.81
Harry E. Moore-Moore's Pharmacy	52,565.83
Wheeler Drug Store	50,291.52
McBreath Drug Store	44,566.02
Billy R. Shows, M.D.	40,134.91
Alexander's Pharmacy, Inc.	29,282.47
Austin P. Boggan, M.D.	27,221.88
Williams Drugs	26,818.85
Upton Drugs	23,293.78
Rex Warnick, D.D.S.	22,257.60
John G. Alexander, M.D.	17,797.85

### NOXUBEE COUNTY

Noxubee General Hospital	370,811.45
City Drug Store	132,432.96
Patrick H. Gill, M.D.	112,624.17
B. & O. Pharmacy	87,823.42
Brooksville Pharmacy, Inc.	70,631.69
Larry Morris, M.D.	68,732.12
Glen Pugh, M.D.	68,464.80
James C. Ratcliff, M.D.	55,651.98
Williams Drug Store	47,441.98
John A. Nicholas, D.D.S.	28,122.00
Jose LL Madara, Jr., M.D.	19,205.23

### OKTIBBEHA COUNTY

Rolling Hills Nursing Center	1,424,551.17
Starkville Manor Nursing Home	812,481.07
Oktibbeha County Hospital	333,940.62
George Leroy Howell, M.D.	199,000.16
Wier Drug Co.	92,003.77
Fieldco Discount Drugs, Inc.	58,856.41
Booth Pharmacy	54,557.50
Tom Bailey Memorial Hospital	52,257.44
Wise Drug Store	51,768.48
Douglas L. Conner, M.D.	47,853.36
Allen Drugs	46,226.22
Southdale Drugs	44,186.77
Kermit D. Laird, M.D.	43,179.99
Harrison C. Walker, D.D.S.	37,523.00
John F. Eckford, M.D.	28,828.00
Thomas W. Rankin, D.D.S.	26,506.00
Sue Haley Simmons, M.D.	20,897.74
L. H. Brandon, Jr., M.D.	19,097.80
Rodney W. Waldrop, D.D.S.	16,270.60
George G. Walker, M.D.	15,538.38
State Discount Drugs, Inc.	14,861.85
Dempsey C. Strange, M.D.	14,414.02
Parvin Thomas S., M.D.	11,846.59
Ann Roberts, M.D.	10,597.50

### PANOLA COUNTY

North Panola Reg. Hospital	532,982.61
South Panola Comm. Hospital	318,133.95
North Panola Regional S.N.F.	212,882.51
Michael E. Shaheen, M.D.	113,082.60
City Drug Store	51,781.46
Mettetal Pharmacy	50,006.09
Parkview Pharmacy	48,558.56
Haltom Davis Drug Co.	47,102.73
Henry D. Stone, M.D.	35,453.83
William A. Spencer, M.D.	35,283.96
David E. Pruitt, D.D.S.	34,144.00
Crenshaws Pharmacy	33,552.51
Saverex Drugs	33,045.72
Larry W. Herring, D.D.S.	31,925.00
Sullivan's Drug Store	29,705.53
City Drug Store, Inc.	25,509.29
Mettesave Discount Drugs	25,401.59
Lowell G. Evans, Jr., D.D.S.	23,866.20
E. A. Steward, M.D.	21,404.90
Elliott W. Tucker, Jr., M.D.	20,769.26

Bailey Walgreen Agency	20,724.58
Gillis Drugs	19,411.35
K. N. Maniktabla, M.D.	19,147.11
W. A. Spencer, M.D.	18,291.19
Ben J. Moore, M.D.	17,625.66
George C. Carlson, M.D.	17,258.10
David A. Ball, M.D.	14,153.36
Marshall P. Meacham, D.D.S.	12,939.00
Nathaniel C. House, M.D.	11,507.04
John R. Lovelace, M.D.	11,201.88
Baldev K. Devgan, M.D.	11,076.43

### PEARL RIVER COUNTY

Picayune Convalescent Home	740,040.50
L. O. Crosby Memorial Hospital	570,716.43
Pearl River County S.N.F.	263,048.86
Pearl River County Hospital	141,407.55
Medical Center Pharmacy	136,263.14
Pearl River Drug Co.	89,790.68
Picayune Drug Company	58,156.35
Thomas McCraney, M.D.	50,878.31
Willie F. Stringer, M.D.	38,600.00
Leo E. Gibson, M.D.	36,678.68
Walker Pharmacy	35,236.63
Boones Pharmacy	35,072.66
Ronald L. Rennick, M.D.	29,970.60
James L. Schrock, D.D.S.	27,116.00
Gibson Pharmacy, Inc.	22,639.09
C. J. Blackburn, M.D.	19,651.27
Donald Berry, M.D.	18,654.49
Westside Pharmacy	16,568.18
Joseph N. Gardner, D.D.S.	13,370.00
Thomas Purser, III, M.D.	12,306.80
D. L. Bolton, M.D.	12,233.38
Don C. Rudeen, M.D.	12,164.00
Eckerd Drugs # 532	11,440.89
Russel G. Chauvin, M.D.	10,425.82
Katz and Besthoff # 282	10,044.02

### PERRY COUNTY

Perry County General Hospital	187,014.11
White's Discount Drugs	52,925.78
Carley's Drug Store	47,485.09
Strickland's Pharmacy	36,625.50
William E. Moak, M.D.	34,793.92
Edwin H. Cole, M.D.	29,781.50
James W. Roddy, D.D.S.	26,007.00
Beaumont Drugs	25,983.01
Harmon A. Foster, M.D.	23,915.56
John C. Nelson, M.D.	22,109.23

### PIKE COUNTY

SWM Regional Medical Center	881,298.21
Southwest Extended Care Center	839,987.89
McComb E.C.F. Nursing Home	815,534.65
South Pike Community Hospital	115,144.20
Sav-On Drugs, #1	66,069.65
W. Andrews - Corner Drug Store	65,056.84
Gillis Drug Store, Inc.	64,999.06

Herrington Rexall Drugs	64,918.31
Wendell B. Holmes, M.D.	56,006.58
Sav-On-Drugs, Inc. #2	54,682.88
Finch & Lewman, Inc.	46,837.18
King M. Baker Discount Drugs	41,625.06
Jep S. Brock, D.D.S.	39,021.40
Victor L. Walsh, D.D.S.	35,736.19
Edsel F. Stewart, M.D.	32,199.43
George H. Leggett, III, D.D.S.	31,016.00
State Pharmacy	30,981.31
John W. Boyd, M.D.	29,130.06
Henry J. Enders, M.D.	27,494.02
Terry Westbrook, M.D.	24,838.89
W. M. Kennedy, D.D.S.	23,978.00
B. L. Crawford, III, M.D.	23,549.70
Tom Carey, M.D.	23,357.20
H. L. Lewis, III, M.D.	21,777.02
Bert Edwin Bradford, M.D.	21,772.40
William H. Meyer, M.D.	20,999.35
James W. Pressler, M.D.	20,866.71
Harry C. Frye, Jr., M.D.	20,625.44
T. L. Moore, M.D.	19,834.78
Ledon Langston, M.D.	19,452.00
Shelby Smith, M.D.	18,924.50
Magnolia Discount Drugs	18,432.20
E. J. Price, Jr., M.D.	18,270.42
Causey and Sanders Pharmacy	18,074.41
Julian T. Janes, Jr., M.D.	17,934.37
Patrick E. Tardy, M.D.	17,059.70
Ralph L. Brock, M.D.	16,582.92
Benton E. Hewitt, M.D.	15,521.46
C. Foster Lowe, M.D.	14,861.30
Will Austin, M.D.	14,471.33
Katz and Besthoff, # 247	13,024.29
Howard Brothers Pharmacy	12,919.42
William T. Mayer, M.D.	12,851.30
Benjamin Simo, M.D.	11,272.09
Warren A. Hiatt, M.D.	11,141.47
Jim M. Brock, M.D.	10,823.17
James M. Howard, M.D.	10,383.90

#### PONTOTOC COUNTY

Gracelands of Pontotoc	439,945.67
Sunshine Rest Home	173,397.73
Pontotoc Community Hospital	141,862.48
Pontotoc Community E.C.F.	94,356.85
Drs. Speck & Medlin P.A. Dgs.	83,844.18
Montgomery Drug Company	61,133.61
Ramsey & Young Pharmacy	51,383.73
Furr Drug Company	45,422.94
Whitworth - Ashmore Drug	34,921.16
Day Drug Co.	29,909.08
Speck and Medlin, P.A.	16,908.32
John M. Patterson, M.D.	16,776.87
William B. Howard, M.D.	15,807.79
James R. Medlin, M.D.	12,843.06
Paul L. Whiteside, M.D.	12,137.54
K. A. Nester, D.D.S.	10,458.00

#### PRENTISS COUNTY

Aletha Lodge Nursing Home	490,973.97
Northeast Miss. Hospital	392,334.48
Oakview Rest Home	244,364.91
Cox Blythe Drug Co.	92,726.48
Houston Drug Store	65,148.59
Tom's Drug Store	59,644.26
Tigrett Drug Center	46,897.55
Smith Drug Company	37,504.79
Booneville Discount Drugs	22,559.65
Baldwyn Discount Drug, Inc.	19,164.84
Joseph L. Hurst, M.D.	17,406.20
Paul C. Ellzey, M.D.	16,149.14
Webster Cleveland, Jr., M.D.	14,716.30
Dwight A. Johnson, M.D.	14,593.47
Samuel C. Galloway, M.D.	13,654.30
Floyd Drug Co., Inc.	10,430.42

#### QUITMAN COUNTY

James O. Goldman, D.D.S.	107,805.40
Quitman County Hospital	96,311.70
Stones Drug Store	88,345.40
City Drug Store	52,067.70
Don's Pharmacy, Inc.	45,191.65
Lewis H. Cook, M.D.	35,848.71
Marshall B. Lynch, M.D.	34,668.10
Clarence S. Phelps, M.D.	31,665.00
Sledge Drug Store	28,272.86
Goly R. Henry, Jr., D.D.S.	20,838.00

#### RANKIN COUNTY

Hudspeth Center	1,454,788.01
Jacquith S.N. Home	611,894.49
Crossgate Manor	1,204,148.64
Briar Hill Rest Home, Inc.	317,150.90
Rosewood Nursing Home	285,424.32
Rankin General Hospital	225,808.91
Brandon Discount Drugs	78,146.95
Richard E. Schuster, M.D.	65,455.40
Rhodes - Robby Drugs, Inc.	36,607.34
Paul E. Edwards, Jr., M.D.	22,391.75
Perry's Drug Store	20,398.05
State Hospital Pharmacy Jacquith	17,146.30
Rankin Discount Drugs	16,626.37
Murphy's Rexall Drugs	11,103.50

#### SCOTT COUNTY

Scott County Nursing Home	744,381.33
Scott County Hospital	102,249.85
S. E. Lackey Memorial Hospital	78,560.14
Gibson Pharmacy	54,809.91
Howard D. Clark, M.D.	53,365.82
Webb's City Drug	49,736.04
Dedeaux Pharmacy	46,349.98
Russells Drug Co.	42,786.16
John Paul Lee, M.D.	33,482.20
Ott Drug Company	35,308.02
N Red-Reds Woodland Pharmacy	23,676.88
Carleton Drug Store	21,226.39
Jessie W. Auston, M.D.	19,021.04
Harold Leo Russell, Sr., D.D.S.	18,932.00
W. Kermit Reynolds, D.D.S.	18,161.00



### SHARKEY COUNTY

Sharkey-Issaquena Hospital	221,517.91
Robert H. P. Lynch, M.D.	81,181.62
Atchley's Village Pharmacy	76,257.45
Anguilla Drug Co.	35,096.58
Henry B. Goodman, M.D.	29,718.15
Economy Drug Company, Inc.	21,840.00
Windham's Discount Pharmacy	21,512.38
Gary Cheslek, D.D.S.	15,968.60

### SIMPSON COUNTY

Hillcrest Health Center	866,261.66
Millcreek Rehabilitation Center	504,611.38
Mendenhall Nursing Home	416,111.16
Magee General Hospital	244,019.52
Simpson General Hospital	125,528.80
Gene Polks Pharmacy	83,444.07
McGuffee Drug, Inc.	82,033.70
Choctaw Discount Drugs	69,846.41
Service Drugs	47,110.08
Patrick Pasco, D.O.	39,936.29
Magee Discount Drug Store	36,557.82
Mendenhall Drug Company	30,561.57
W. G. Munn, M.D.	23,301.64
Styrons Discount RX Shoppe	22,549.21
James O. Stephens, M.D.	21,126.20
Leonard A. Bible, M.D.	13,786.07
Frank C. Wade, M.D.	13,558.60
Charles Pruitt, III, M.D.	13,267.36
Dennis Adams, M.D.	11,990.10
Jack L. Herring, M.D.	11,969.11

### SMITH COUNTY

Smith County General Hospital	149,177.06
Little Pharmacy	46,837.48
The House of Medicine	44,158.70
Wm. Douglas Owen, M.D.	40,180.08
Farmers Drug Co.	37,235.54
People's Discount Drugs	30,970.84
Jacob H. Shoemaker, D.D.S.	26,387.00
Ford's Rexall Drugs	23,647.05
John R. Harper, M.D.	22,246.22
Mize Discount Drug Store	18,596.78
Robert E. Jennings, M.D.	18,573.47
Vance Baucum, M.D.	16,603.74

### STONE COUNTY

Azalea Gardens Nursing Center	746,157.82
Stone County Hospital	129,390.88
White's Pharmacy	38,911.50
Wilson's Pharmacy	38,390.70
Wiggins Clinic	17,233.58
John's Discount Drugs #3, Inc.	13,951.39
Hubert F. Campbell, M.D.	13,396.00
Gordon S. McHenry, M.D.	12,876.95

### SUNFLOWER COUNTY

Care Inn	495,848.99
North Sunflower County Hospital	336,436.46
South Sunflower County Hospital	302,168.71
Gilbows Pharmacy	213,163.99

Travis Q. Richardson, M.D.	207,228.73
C. Philip Land, D.M.D.	99,853.00
Martin's Pharmacy	86,783.89
Rawl's Drug Store	63,788.01
J. T. Parker-Parker's Pharmacy	63,476.60
Jack W. Crowell, M.D.	59,004.17
W. Tom Martin, D.D.S., P.A.	52,363.20
White's Drug Store	47,399.86
Edward's Rexall Drugs	45,053.26
Albert M. Phillips, M.D.	41,996.89
Joseph A. Hull, M.D.	39,672.30
Caldwell Drug Co., Inc.	35,381.83
Spencer's Drugs	30,635.59
H. R. Collins-Collins Drugstore	27,572.69
Stephen Wooten, D.D.S.	26,902.00
Charles M. Dorrough, Jr., M.D.	26,367.22
Guy H. Robinson, M.D.	24,615.35
Donald Drug Company	23,270.02

### SUNFLOWER COUNTY

Horne Drug Store	23,230.74
John G. Egger, M.D.	18,286.22
W. H. Rose, M.D.	16,841.89
Laurence F. Packer, D.D.S.	16,206.00
Lee Pharmacy, Inc.	15,405.40
Robert N. Hurt, M.D.	14,583.74
David L. Rogers, O.D.	13,291.91
Raymond L. Stratton, D.D.S.	12,955.20

### TALLAHATCHIE COUNTY

Tallahatchie General Hospital	217,576.85
Tallahatchie General E.C.F.	181,609.33
Sumner Drug Store	138,799.38
Charleston Drug Company	92,416.46
Monroe E. Smith, D.D.S.	87,787.00
Woods Drug Store, Inc.	64,415.84
Theodore T. Lewis, M.D.	54,031.86
James Warrington, M.D.	51,600.36
W. and D. Pharmacy	51,148.21
Richard E. Waller, M.D.	43,948.70
C. W. Tainter, M.D.	38,214.91
Alexander J. Hulett, M.D.	32,705.45
W. and D. Pharmacy	31,547.73
Paul R. Googe, M.D.	30,833.77
Sumner Clinic	16,788.64
Theodore I. Gould, M.D.	13,058.09

### TATE COUNTY

Senatobia Convalescent Center	613,132.92
Senatobia Community Hospital	248,800.57
Hugh M. Montieith, III, D.D.S.	100,548.70
Flowers Drug Company	68,568.69
City Drug Co., Inc.	65,900.20
Varner Drug Co., Inc.	62,898.16
John D. Rogers, D.D.S.	37,437.20
Ethelyn Smith, M.D.	35,654.75
Coldwater Pharmacy	32,185.28
May's Pharmacy	26,622.09
John C. Powell, M. D.	25,559.06

E. Side Walgreen Agency	16,470.73
Audie M. Adams, M.D.	11,960.26
Amornral Aftandilian, M.D.	11,680.50
Albert D. Powell, M.D.	11,243.91
Emil Aftandilian, M.D.	10,122.71

#### TIPPAH COUNTY

Ripley Manor Nursing Home	889,803.72
Tippah County Hospital	486,990.43
City Drug Co., Inc.	148,907.09
James Discount Drugs	91,657.78
Lockes Drug Store	78,018.47
H. M. Fairchild, M.D.	72,674.27
Hollis Discount Pharmacy	48,426.74
William E. Johnson, D.D.S.	36,836.00
Horton Taylor, M.D.	36,214.62
Marian Hill, D.D.S.	30,016.00
Ripley Drug Company	25,080.07
T. L. Ketchum, M.D.	24,579.56
Charles M. Elliott, M.D.	23,779.95
Orville P. Stone, M.D.	20,417.03
Tommy T. Simpson, M.D.	20,261.42
Walnut Drug Store	18,800.04
George E. Farrell, M.D.	13,947.26
Herschel L. Pennington, D.D.S.	12,326.00
Clarence W. Stanford, D.D.S.	11,312.20

#### TISHOMINGO COUNTY

Tishomingo County Hospital	274,669.49
Tishomingo County E.C.F.	71,713.55
Super B. Drugs	66,170.83
Yarber Drug Store	48,633.28
Rushing Drug Co.	35,171.51
Curtis Bros. Drug Store	33,366.25
Kelly S. Segars, M.D.	27,037.41
Iuka Discount Drugs	26,979.88
Kenneth Draper, M.D.	22,397.18
Bobby F. King, M.D.	15,761.03
Ben Earl Kitchens, M.D.	15,334.14
Gatlins Pharmacy	13,069.17
James R. Meade, D.D.S.	13,001.80
Thomas E. Goyer, M.D.	10,522.78

#### TUNICA COUNTY

Tunica County Hospital	124,040.47
Tunica Quality Drugs	99,268.01
Tunica Pharmacy, Inc.	86,702.22
Lawson E. McClung, M.D.	46,015.99
Thomas L. Turpin, D.D.S.	34,619.00
Thomas K. Chandler, M.D.	27,325.48
City Drug Store	17,719.96

#### UNION COUNTY

Roselawn Retirement Home	460,734.50
Union County General Hospital	392,099.64
Hospital Pharmacy	87,829.32
Catt Drugs	41,092.88
Gray Drug Company	35,134.29

Gibson's Pharmacy	25,435.62
David B. Ellis, M.D.	20,908.70
Harco Super Drug, # 224	18,709.04
Richard H. Russell, M.D.	14,200.50
Medical Center Pharmacy	14,117.27
Billy Hudson Smith, D.D.S.	12,933.00
Chapman Drugs	12,884.77
Eddie E. Bramlitt, M.D.	10,697.72

#### WALTHALL COUNTY

Walthall County General Hospital	529,807.23
Tylertown Extended Care Center	463,544.36
Billdora Nursing Home, Inc.	325,183.27
Kanta P. Butani, M.D.	89,955.26
Adams Discount Pharmacy	82,842.55
Breland Drug Company, Inc.	76,074.45
Pigotts Drug Store	68,054.85
Holmes Discount Drugs	45,750.45
B. M. Mitchell, D.D.S.	30,346.00
P. S. Ganaraj, M.D.	28,925.83
Walter W. Crawford, M.D.	26,698.71
B. L. Crawford, Jr., M.D.	16,810.63
John C. Barrett, D.D.S.	10,341.00

#### WARREN COUNTY

Vicksburg Trace Haven	820,957.64
Vicksburg Convalescent Home	682,317.50
Kuhn Memorial State Hospital	306,591.00
Mercy Regional Medical Center	259,771.25
Vicksburg Hospital, Inc.	233,522.17
Shady Lawn Nursing Home	159,006.15
Durst Discount Drugs	63,818.49
Corner Drug Store	51,452.92
Mercy Hospital E.C.F.	48,426.13
Colonial Discount Drugs	44,900.87
Howard Medi Save Pharmacy	38,059.84
Street Clinic	37,577.80
Peoples Drug Store, Inc.	26,652.35
Street Clinic Laboratory	24,903.55
Walgreen Co.	20,785.99
Waverly C. Artz, D.D.S.	18,657.00
Gary Cheslek, D.D.S.	18,246.00
Gene T. Walker, M.D.	17,340.10
Clay St. Drug Store	17,271.11
T. Gabriel Hotard, D.D.S.	15,113.20
Thomas B. Dominick, M.D.	14,664.36
Paul Pierce, M.D.	14,468.83
Lacy G. Horn, Jr., M.D.	13,862.00
K. S. Potnis, M.D.	13,572.50
Vicksburg Hospital Pharmacy	12,859.79
Shannaz Khan, M.D.	12,664.20
T. L. Jenkins, D.D.S.	11,256.00
Gerald M. Rankin, M.D.	10,143.48

#### WASHINGTON COUNTY

Delta Medical Center	1,236,023.07
Mississippi Extended Care	845,771.89
Greenville Convalescent Home	878,811.89
South Washington Hospital	389,503.99

Autumn Leaves Nursing	310,799.47
Arnold Avenue Nursing Home	252,089.58
Med-View Pharmacy	149,108.63
Kings Daughters	146,274.40
Sanders Pharmacy	102,584.28
City Drug Store	91,016.66
Hollandale Clinic	89,666.81
Condon East Union Pharmacy	86,816.35
P. D. Condon Drug Store	80,438.18
W. S. Witte Memorial Hospital	64,909.24
William H. Spragins, M.D.	64,589.73
J. Edward Hill, M.D.	58,745.38
Turner's Pharmacy	55,495.14
Peoples Drug Store	51,167.25
John M. Estess, M.D.	50,736.05
Matthew J. Page, M.D.	44,483.28
Charles H. Burton, Jr., D.D.S.	43,255.00
Sanders Hospital Pharmacy	36,367.54
R. L. Jordan, D.D.S.	29,529.20
Azlin Drug Store	28,944.52
Thomas H. Simmons, M.D.	25,857.02
Clarence B. Clark, D.D.S.	25,115.20
Eckerds Drug	22,866.64
Otha Williams, M.D.	22,728.52
Washington County Amb. Service	21,628.83
Robert Love, Jr., M.D.	20,962.34
Delta Discount Drugs	20,892.09
Kelly D. Alexander, Jr., D.D.S.	20,223.00
Clarence B. Clark, Jr., D.D.S.	19,223.00
William A. Williamson	18,893.11
Super D #126	14,770.14
Noble R. Frisby, M.D.	14,718.50
John C. Sandefur, M.D.	14,598.88
Hollandale Area H.I.A., Inc.	14,486.34
Elmo Cox, D.D.S.	14,003.20
Victor F. Carey, M.D.	12,747.00
T. Y. Williford, Jr., M.D.	11,808.90
James B. Yeldell, Jr., M.D.	11,612.86
John H. Graves, M.D.	11,265.31
Phillip Doolittle	10,780.65
Fontanas Discount Drugs	10,701.58
Condons Fairview Pharmacy	10,452.36

#### WAYNE COUNTY

Wayne General Hospital	461,596.65
Restful Acres Nursing Home	322,228.11
Stanley Pharmacy	127,325.20
Clanton Drug Co.	71,887.63
W. W. Walley, M.D.	63,922.47
Charles A. Bush, M.D.	53,703.16
Blakeney's Discount Drugs	40,439.40
James P. Wood, M.D.	32,629.81
Travis Pharmacy	30,859.24
Dixie Drug	27,478.31
Lomax Discount Drugs	27,120.08
Joseph D. Stringer, D.D.S.	25,808.00
W. D. Young, M.D.	17,301.18
Bonner Discount Drugs	15,332.11
T. O. Massey, D.D.S.	12,763.00
James M. Dabbs, M.D.	10,209.63

#### WEBSTER COUNTY

Webster General Hospital	309,025.61
Webster General S.N.F.	156,697.57
Eupora Health Care Center	107,993.81
Booth Drugs	101,222.56
Murphy Drug Company	94,589.84
C. A. Ozbourn, M.D.	73,261.45
Embry Drugs	37,163.32
James Booth, M.D.	23,438.12
William B. Gifford, M.D.	22,559.48
David Linton Seed, D.D.S.	12,897.00

#### WILKINSON COUNTY

Field Memorial Community Hospital	284,668.75
Wilk Amite Haven S.N.F.	177,695.53
City Drug Store	55,720.98
Louis J. Owens, M.D.	47,564.51
Maretns Drug Store	44,962.36
The Field Clinic Pharmacy	33,277.21
Jack Quinn Causey, M.D.	32,872.23
Norman's Discount Drugs	30,528.99
David B. McGraw, M.D.	22,828.94
David L. Strange	22,780.00
T. Delton Moore, D.D.S.	20,579.00
Hurst Rexall Pharmacy	18,179.74
C. E. Catchings, Jr., M.D.	16,751.28
Jonathan C. Campbell, M.D.	13,561.22
Richard J. Field, Jr., M.D.	13,470.39

#### WINSTON COUNTY

Tri County Nursing Home	463,709.79
Winston County S.N.F.	311,546.30
Winston County Comm. Hospital	237,621.47
Louisville Discount Drugs	160,772.93
F. Horton Giffin, D.D.S.	155,507.00
David T. Wilson, M.D.	92,044.46
Tabor Drugs	53,181.20
Robert T. Land, D.D.S.	34,314.20
W. Boswell-Boswell RX Drug	30,709.59
Hickman Drugs	27,894.83
David D. Richardson, M.D.	27,296.00
Tillman-Rester Discount Pharmacy	24,771.90
E Kon O Drugs	19,485.96
Scotts Pharmacy	18,880.88
Dewitt G. Crawford, M.D.	17,973.84
James E. Calloway, M.D.	16,097.58
James R. Giffin, M.D.	10,451.09
Doctors Pharmacy & Gifts	10,100.40

#### YALOBUSHA COUNTY

Yalobusha County S.N.F.	300,140.54
Yalobusha Hospital	190,785.19
William R. Bolen, D.D.S.	97,716.00
Turnage Drug Store	43,877.91
Walley's Medical Center Pharmacy	36,500.02
William Tyler Criss, D.D.S.	36,397.00
Andy Jones, D.D.S.	31,413.40
J. H. Bates and Co.	29,797.36
Dalton E. Spears, M.D.	21,263.41
Mitchells Drug Store	17,569.41
Paul L. Odom, M.D.	15,847.38
M. and R. Super Drug	12,048.46

YAZOO COUNTY

Care Inn	1,255,729.71
Kings Daughters Hospital	218,864.37
Vanjons Pharmacy	101,441.15
Webbs Pharmacy	89,157.22
Cyril A. Walwyn, M.D.	62,635.44
Physician-Surgeons Pharmacy	62,015.74
Harrison V. Pittman, Jr., D.D.S.	49,661.50
Essex Discount Drug Center	47,396.70
William N. Nelson, Jr., D.D.S.	36,717.60
R. W. Harrison, Jr., D.D.S.	28,757.00
Miller's Rexall Drug Store	25,779.11
Daniel Dewitt Gambrell, M.D.	23,461.76
Marion L. Sigrest, M.D.	16,607.22
William P. Thompson, M.D.	16,451.73
Gibson's Pharmacy	14,449.37

OUT OF STATE

City of Memphis Hospital	375,385.36
Memphis, TN	
Baptist Memorial Hospital	373,617.12
Memphis, TN	
Methodist Hospital	352,811.12
Memphis, TN	
Out of Area Hospitals	331,858.51
Lebonheur Children's Hospital	310,873.58
Memphis, TN	
Saint Joseph Hospital East In	115,808.91
Memphis, TN	
Ochsner Foundation Hospital	69,422.48
New Orleans, LA	
Biomedical Lab., Inc.	55,225.84
Burlington, NC	
W. Tenn Chest Disease Hospital	52,979.72
Memphis, TN	
University of S. Ala. Med. C.	38,848.19
Mobile, AL	
Providence Hospital	28,066.31
Mobile, AL	
Tulane Med. Center Hospital	26,146.02
New Orleans, LA	
Doctors Hospital	25,465.20
Memphis, TN	
Mid South Hospital	25,126.38
Memphis, TN	
S. K. Purohit, M.D.	23,515.30
Out of Area Phys./Ind. Labs.	22,280.56